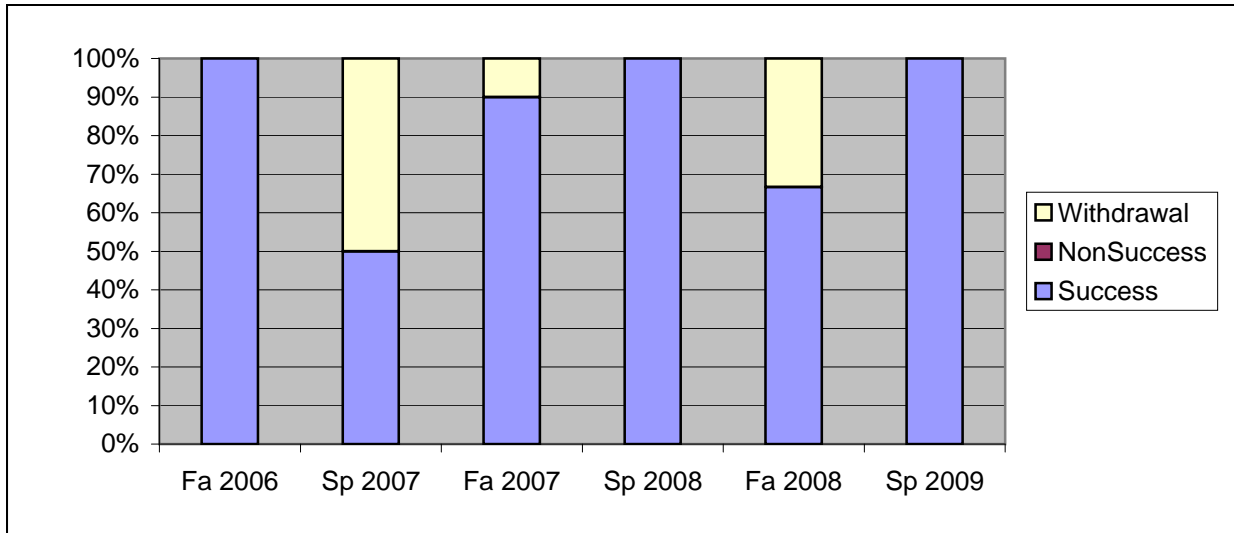
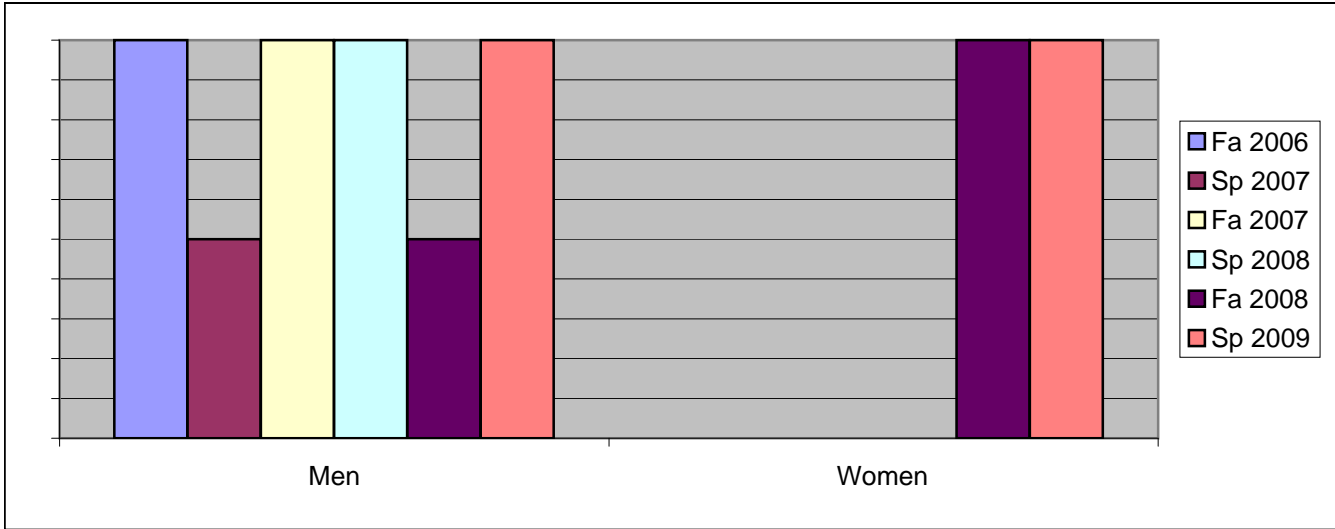


Chabot
 Success, Non-Success, and Withdrawal Rates By Semester
 Course: PHED 2RBE



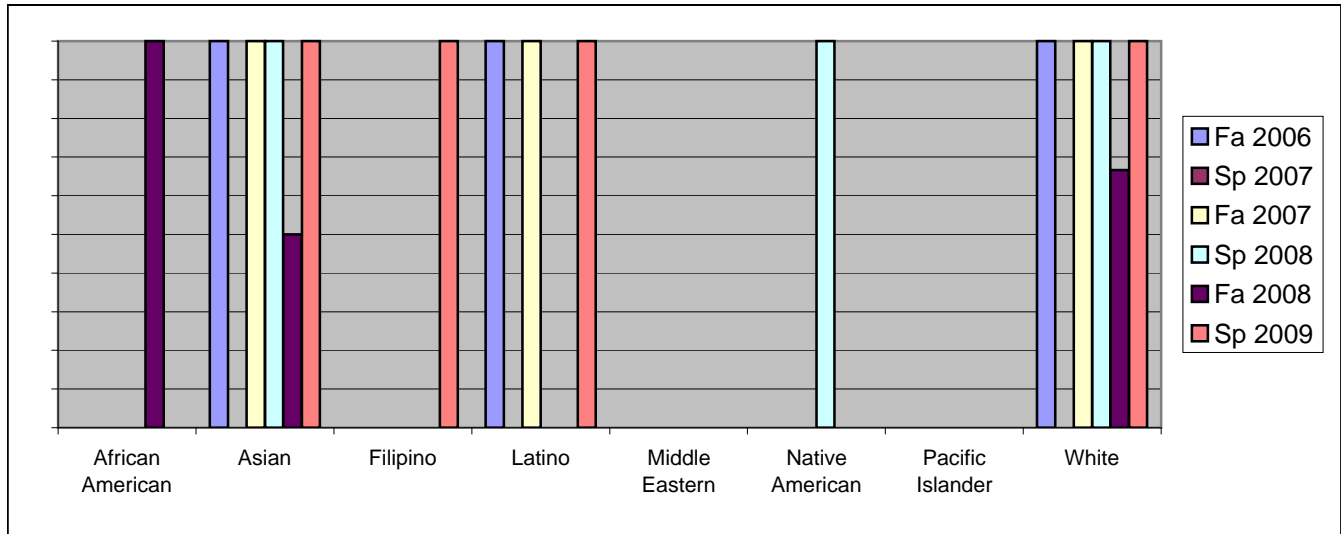
	Fa 2006	Sp 2007	Fa 2007	Sp 2008	Fa 2008	Sp 2009
Success	100%	50%	90%	100%	67%	100%
Non-Success	0%	0%	0%	0%	0%	0%
Withdrawal	0%	50%	10%	0%	33%	0%
Total Percent	100%	100%	100%	100%	100%	100%
Total Enrolled	5	2	10	7	9	5

Chabot
Success Rates By Gender and Semester
Course: PHED 2RBE



	Fa 2006	Sp 2007	Fa 2007	Sp 2008	Fa 2008	Sp 2009
Men						
Success	100%	50%	100%	100%	50%	100%
Non-Success	0%	0%	0%	0%	0%	0%
Withdrawal	0%	50%	0%	0%	50%	0%
Total Percent	100%	100%	100%	100%	100%	100%
Total Enrolled	5	2	9	7	6	3
Women						
Success	0%	0%	0%	0%	100%	100%
Non-Success	0%	0%	0%	0%	0%	0%
Withdrawal	0%	0%	100%	0%	0%	0%
Total Percent	0%	0%	100%	0%	100%	100%
Total Enrolled	0	0	1	0	3	2

Chabot
Success Rates By Ethnicity and Semester
Course: PHED 2RBE



	Fa 2006	Sp 2007	Fa 2007	Sp 2008	Fa 2008	Sp 2009
African American						
Success	0%	0%	0%	0%	100%	0%
Non-Success	0%	0%	0%	0%	0%	0%
Withdrawal	0%	0%	0%	0%	0%	0%
Total Percent	0%	0%	0%	0%	100%	0%
Total Enrolled	0	0	0	0	1	0
Asian						
Success	100%	0%	100%	100%	50%	100%
Non-Success	0%	0%	0%	0%	0%	0%
Withdrawal	0%	100%	0%	0%	50%	0%
Total Percent	100%	100%	100%	100%	100%	100%
Total Enrolled	1	1	2	1	2	1
Filipino						
Success	0%	0%	0%	0%	0%	100%
Non-Success	0%	0%	0%	0%	0%	0%
Withdrawal	0%	0%	100%	0%	0%	0%
Total Percent	0%	0%	100%	0%	0%	100%
Total Enrolled	0	0	1	0	0	1
Latino						
Success	100%	0%	100%	0%	0%	100%
Non-Success	0%	0%	0%	0%	0%	0%
Withdrawal	0%	0%	0%	0%	0%	0%
Total Percent	100%	0%	100%	0%	0%	100%
Total Enrolled	1	0	1	0	0	1
Middle Eastern						
Success	0%	0%	0%	0%	0%	0%
Non-Success	0%	0%	0%	0%	0%	0%
Withdrawal	0%	0%	0%	0%	0%	0%

Total Percent	0%	0%	0%	0%	0%	0%
Total Enrolled	0	0	0	0	0	0
Native American						
Success	0%	0%	0%	100%	0%	0%
Non-Success	0%	0%	0%	0%	0%	0%
Withdrawal	0%	0%	0%	0%	0%	0%
Total Percent	0%	0%	0%	100%	0%	0%
Total Enrolled	0	0	0	1	0	0
Pacific Islander						
Success	0%	0%	0%	0%	0%	0%
Non-Success	0%	0%	0%	0%	0%	0%
Withdrawal	0%	0%	0%	0%	0%	0%
Total Percent	0%	0%	0%	0%	0%	0%
Total Enrolled	0	0	0	0	0	0
White						
Success	100%	0%	100%	100%	67%	100%
Non-Success	0%	0%	0%	0%	0%	0%
Withdrawal	0%	0%	0%	0%	33%	0%
Total Percent	100%	0%	100%	100%	100%	100%
Total Enrolled	3	0	6	5	6	2