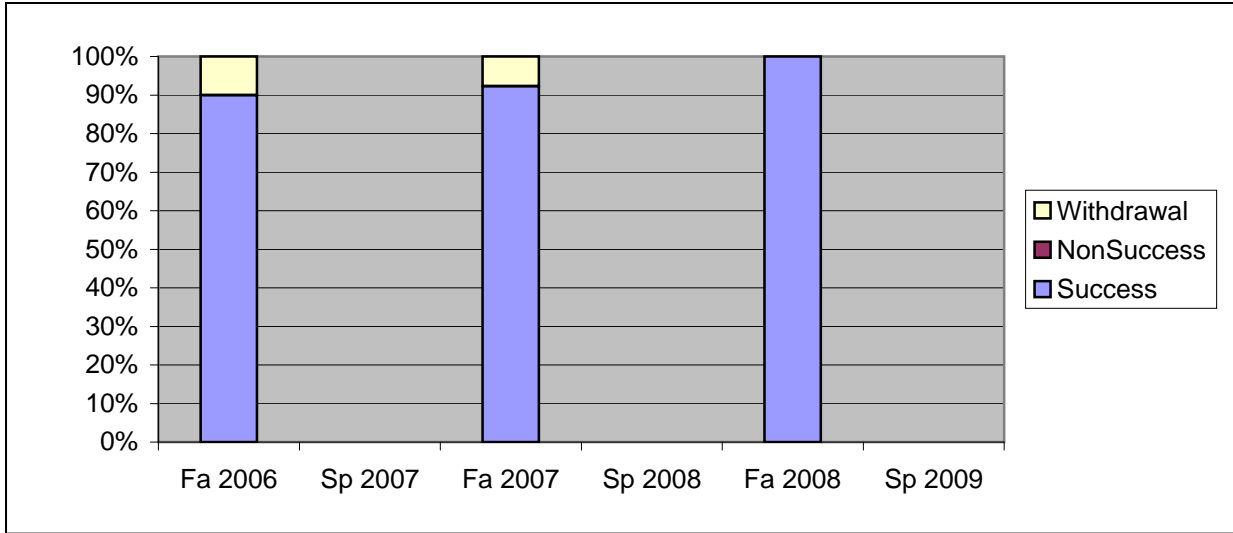
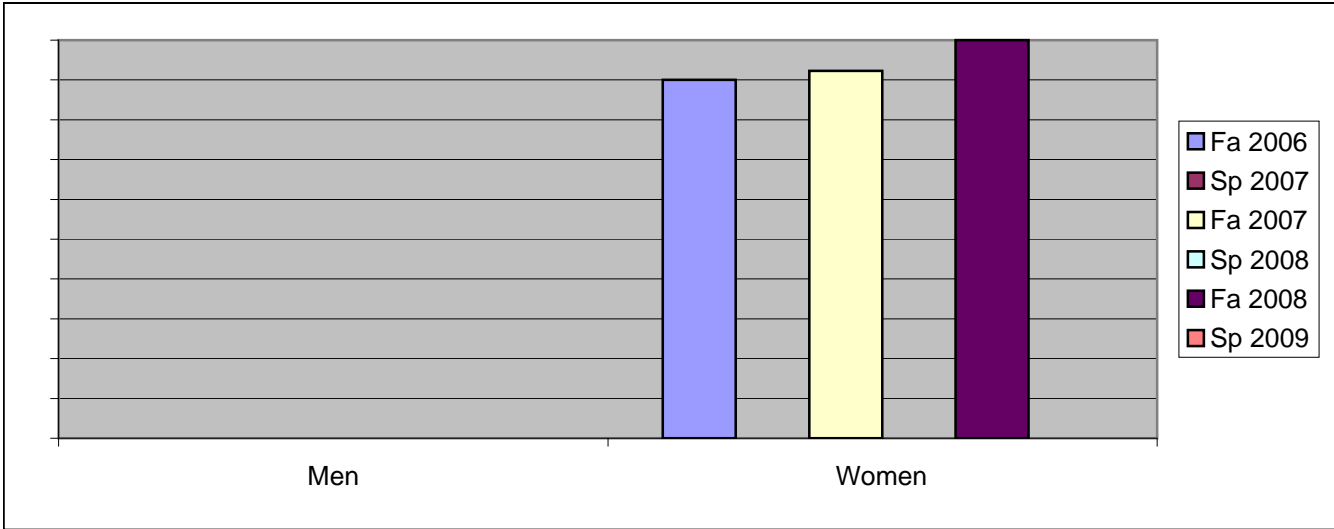


Chabot
 Success, Non-Success, and Withdrawal Rates By Semester
 Course: PHED 43



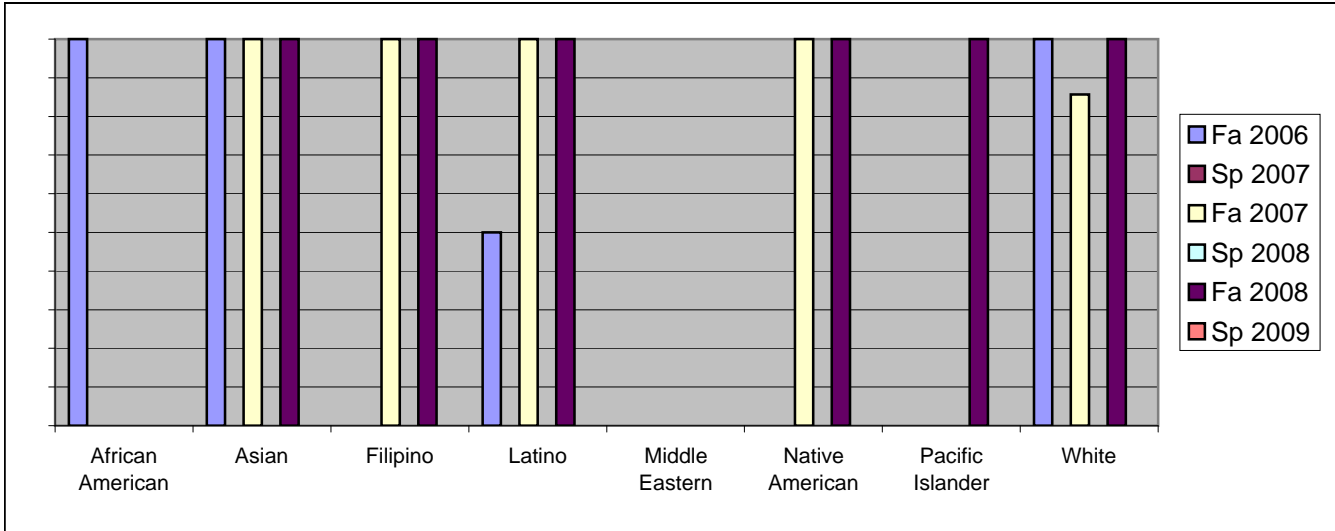
	Fa 2006	Sp 2007	Fa 2007	Sp 2008	Fa 2008	Sp 2009
Success	90%	0%	92%	0%	100%	0%
Non-Success	0%	0%	0%	0%	0%	0%
Withdrawal	10%	0%	8%	0%	0%	0%
Total Percent	100%	0%	100%	0%	100%	0%
Total Enrolled	10	0	13	0	11	0

Chabot
 Success Rates By Gender and Semester
 Course: PHED 43



	Fa 2006	Sp 2007	Fa 2007	Sp 2008	Fa 2008	Sp 2009
Men						
Success	0%	0%	0%	0%	0%	0%
Non-Success	0%	0%	0%	0%	0%	0%
Withdrawal	0%	0%	0%	0%	0%	0%
Total Percent	0%	0%	0%	0%	0%	0%
Total Enrolled	0	0	0	0	0	0
Women						
Success	90%	0%	92%	0%	100%	0%
Non-Success	0%	0%	0%	0%	0%	0%
Withdrawal	10%	0%	8%	0%	0%	0%
Total Percent	100%	0%	100%	0%	100%	0%
Total Enrolled	10	0	13	0	11	0

Chabot
Success Rates By Ethnicity and Semester
Course: PHED 43



	Fa 2006	Sp 2007	Fa 2007	Sp 2008	Fa 2008	Sp 2009
African American						
Success	100%	0%	0%	0%	0%	0%
Non-Success	0%	0%	0%	0%	0%	0%
Withdrawal	0%	0%	0%	0%	0%	0%
Total Percent	100%	0%	0%	0%	0%	0%
Total Enrolled	1	0	0	0	0	0
Asian						
Success	100%	0%	100%	0%	100%	0%
Non-Success	0%	0%	0%	0%	0%	0%
Withdrawal	0%	0%	0%	0%	0%	0%
Total Percent	100%	0%	100%	0%	100%	0%
Total Enrolled	1	0	1	0	1	0
Filipino						
Success	0%	0%	100%	0%	100%	0%
Non-Success	0%	0%	0%	0%	0%	0%
Withdrawal	0%	0%	0%	0%	0%	0%
Total Percent	0%	0%	100%	0%	100%	0%
Total Enrolled	0	0	1	0	1	0
Latino						
Success	50%	0%	100%	0%	100%	0%
Non-Success	0%	0%	0%	0%	0%	0%
Withdrawal	50%	0%	0%	0%	0%	0%
Total Percent	100%	0%	100%	0%	100%	0%
Total Enrolled	2	0	1	0	1	0
Middle Eastern						
Success	0%	0%	0%	0%	0%	0%
Non-Success	0%	0%	0%	0%	0%	0%
Withdrawal	0%	0%	0%	0%	0%	0%
Total Percent	0%	0%	0%	0%	0%	0%
Total Enrolled	0	0	0	0	0	0
Native American						
Success	0%	0%	100%	0%	100%	0%
Non-Success	0%	0%	0%	0%	0%	0%
Withdrawal	0%	0%	0%	0%	0%	0%

	Total Percent	0%	0%	100%	0%	100%	0%
	Total Enrolled	0	0	3	0	1	0
Pacific Islander							
	Success	0%	0%	0%	0%	100%	0%
	Non-Success	0%	0%	0%	0%	0%	0%
	Withdrawal	0%	0%	0%	0%	0%	0%
	Total Percent	0%	0%	0%	0%	100%	0%
	Total Enrolled	0	0	0	0	2	0
White							
	Success	100%	0%	86%	0%	100%	0%
	Non-Success	0%	0%	0%	0%	0%	0%
	Withdrawal	0%	0%	14%	0%	0%	0%
	Total Percent	100%	0%	100%	0%	100%	0%
	Total Enrolled	6	0	7	0	5	0