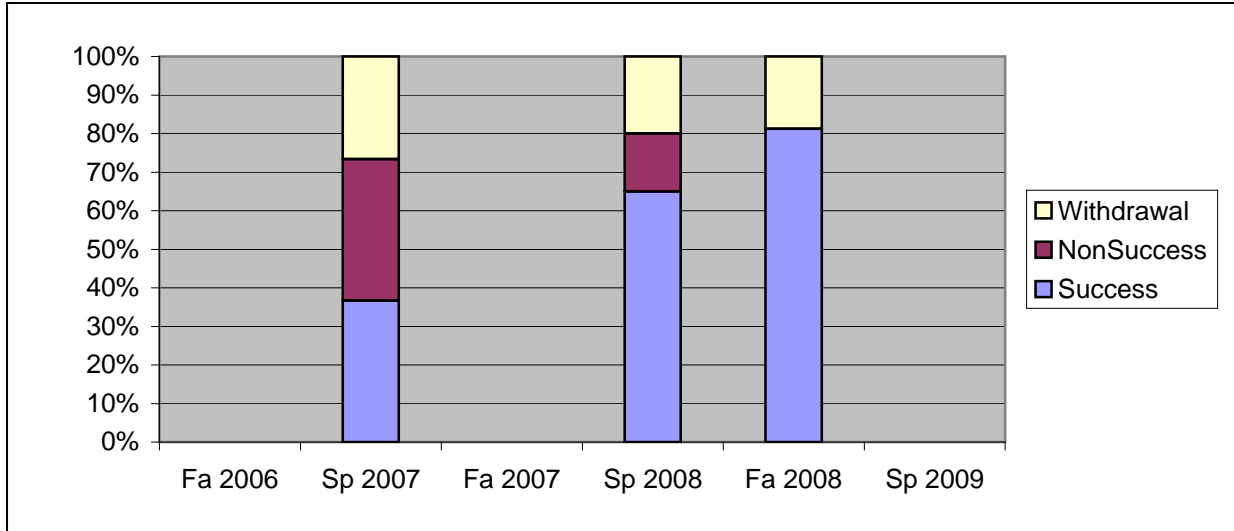
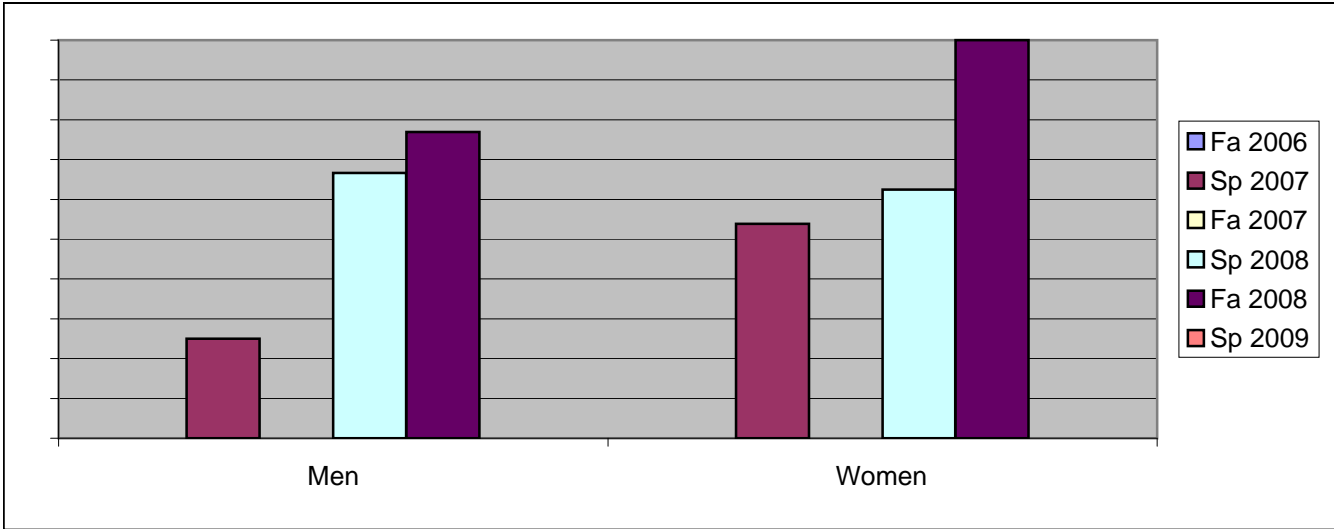


Chabot
 Success, Non-Success, and Withdrawal Rates By Semester
 Course: PHED 61



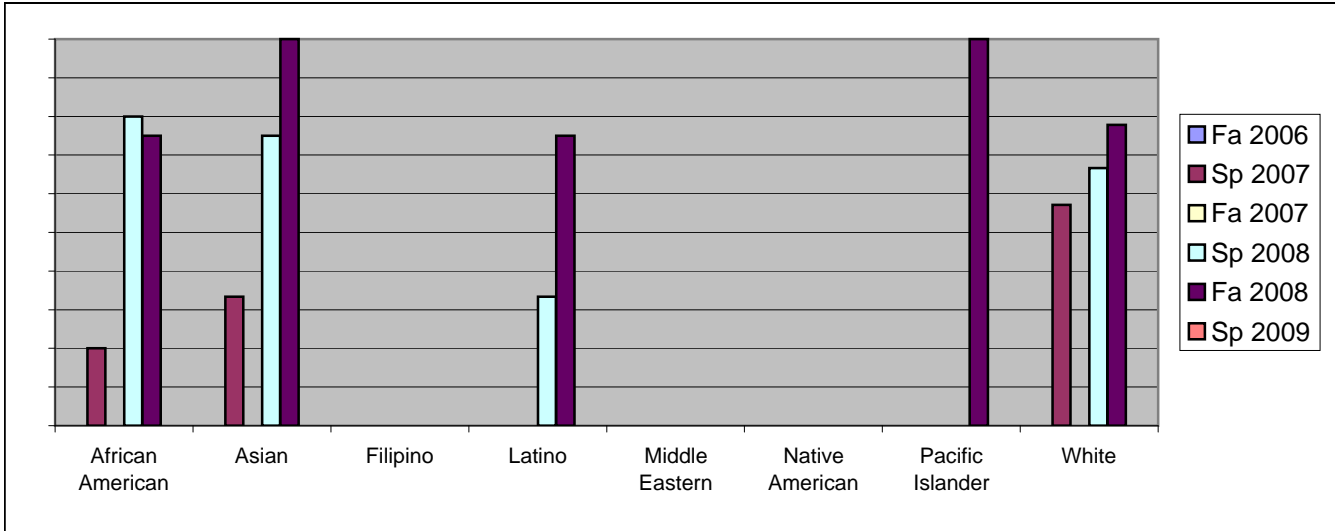
	Fa 2006	Sp 2007	Fa 2007	Sp 2008	Fa 2008	Sp 2009
Success	0%	37%	0%	65%	81%	0%
Non-Success	0%	37%	0%	15%	0%	0%
Withdrawal	0%	27%	0%	20%	19%	0%
Total Percent	0%	100%	0%	100%	100%	0%
Total Enrolled	0	30	0	20	32	0

Chabot
Success Rates By Gender and Semester
Course: PHED 61



	Fa 2006	Sp 2007	Fa 2007	Sp 2008	Fa 2008	Sp 2009
Men						
Success	0%	25%	0%	67%	77%	0%
Non-Success	0%	44%	0%	25%	0%	0%
Withdrawal	0%	31%	0%	8%	23%	0%
Total Percent	0%	100%	0%	100%	100%	0%
Total Enrolled	0	16	0	12	26	0
Women						
Success	0%	54%	0%	63%	100%	0%
Non-Success	0%	23%	0%	0%	0%	0%
Withdrawal	0%	23%	0%	38%	0%	0%
Total Percent	0%	100%	0%	100%	100%	0%
Total Enrolled	0	13	0	8	5	0

Chabot
Success Rates By Ethnicity and Semester
Course: PHED 61



	Fa 2006	Sp 2007	Fa 2007	Sp 2008	Fa 2008	Sp 2009
African American						
Success	0%	20%	0%	80%	75%	0%
Non-Success	0%	20%	0%	0%	0%	0%
Withdrawal	0%	60%	0%	20%	25%	0%
Total Percent	0%	100%	0%	100%	100%	0%
Total Enrolled	0	5	0	5	8	0
Asian						
Success	0%	33%	0%	75%	100%	0%
Non-Success	0%	33%	0%	25%	0%	0%
Withdrawal	0%	33%	0%	0%	0%	0%
Total Percent	0%	100%	0%	100%	100%	0%
Total Enrolled	0	3	0	4	1	0
Filipino						
Success	0%	0%	0%	0%	0%	0%
Non-Success	0%	100%	0%	0%	0%	0%
Withdrawal	0%	0%	0%	0%	100%	0%
Total Percent	0%	100%	0%	0%	100%	0%
Total Enrolled	0	3	0	0	1	0
Latino						
Success	0%	0%	0%	33%	75%	0%
Non-Success	0%	0%	0%	33%	0%	0%
Withdrawal	0%	100%	0%	33%	25%	0%
Total Percent	0%	100%	0%	100%	100%	0%
Total Enrolled	0	3	0	3	4	0
Middle Eastern						
Success	0%	0%	0%	0%	0%	0%
Non-Success	0%	0%	0%	0%	0%	0%
Withdrawal	0%	0%	0%	0%	0%	0%
Total Percent	0%	0%	0%	0%	0%	0%
Total Enrolled	0	0	0	0	0	0
Native American						
Success	0%	0%	0%	0%	0%	0%
Non-Success	0%	0%	0%	0%	0%	0%
Withdrawal	0%	0%	0%	0%	0%	0%

Total Percent	0%	0%	0%	0%	0%	0%
Total Enrolled	0	0	0	0	0	0
Pacific Islander						
Success	0%	0%	0%	0%	100%	0%
Non-Success	0%	0%	0%	0%	0%	0%
Withdrawal	0%	0%	0%	0%	0%	0%
Total Percent	0%	0%	0%	0%	100%	0%
Total Enrolled	0	0	0	0	2	0
White						
Success	0%	57%	0%	67%	78%	0%
Non-Success	0%	36%	0%	17%	0%	0%
Withdrawal	0%	7%	0%	17%	22%	0%
Total Percent	0%	100%	0%	100%	100%	0%
Total Enrolled	0	14	0	6	9	0