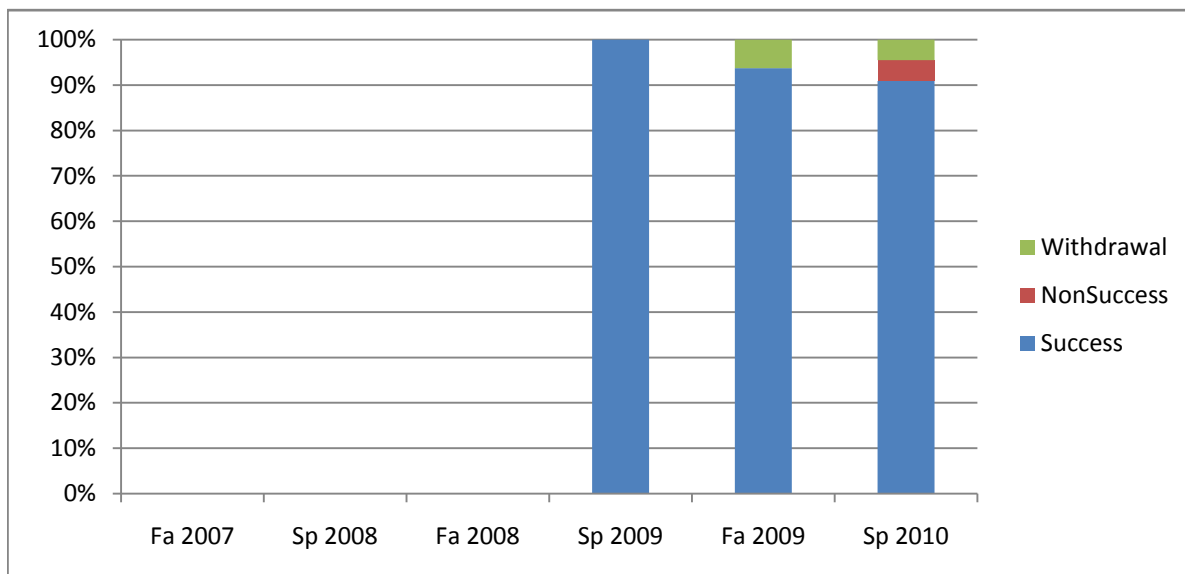
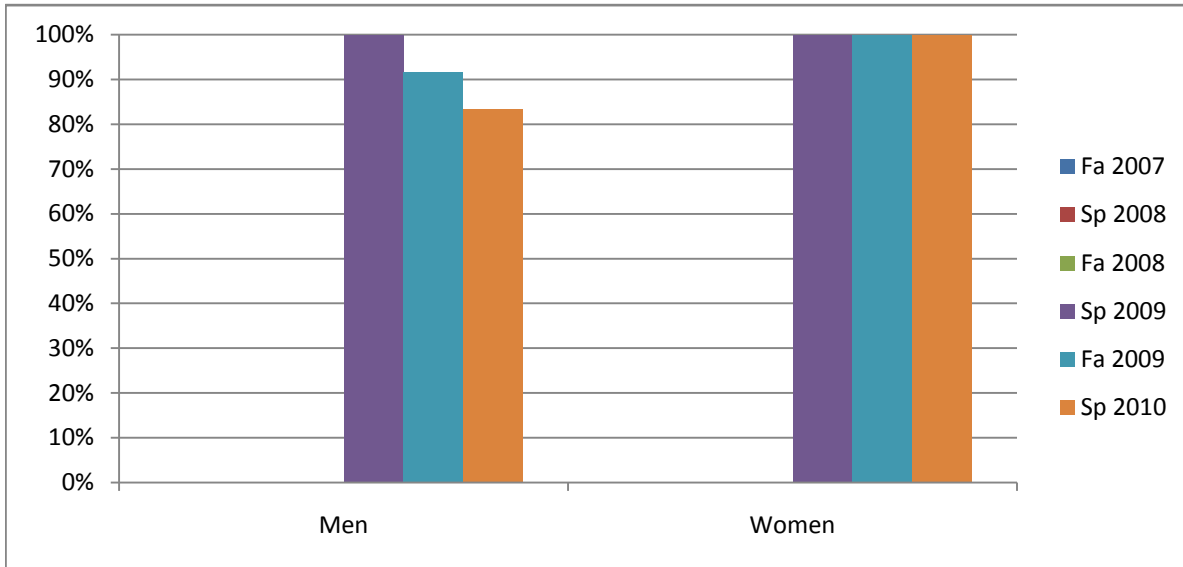


Chabot
 Success, Non-Success, and Withdrawal Rates By Semester
 Course: PHED 2TA4



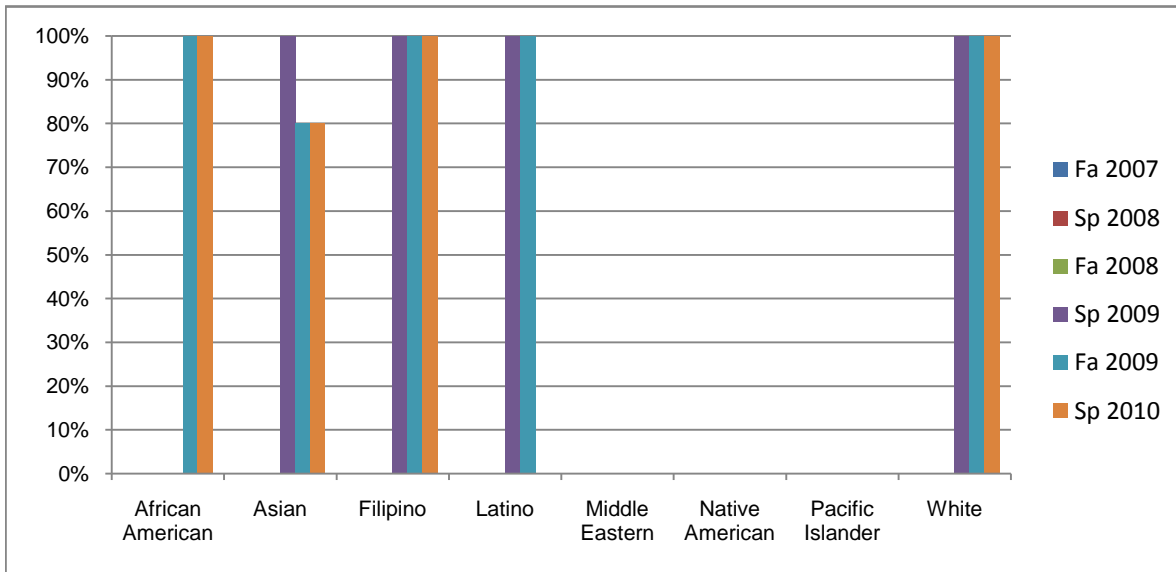
	Fa 2007	Sp 2008	Fa 2008	Sp 2009	Fa 2009	Sp 2010
Success	0%	0%	0%	100%	94%	91%
Non-Success	0%	0%	0%	0%	0%	5%
Withdrawal	0%	0%	0%	0%	6%	5%
Total Percent	0%	0%	0%	100%	100%	100%
Total Enrolled	0	0	0	18	16	22

Chabot
 Success Rates By Gender and Semester
 Course: PHED 2TA4



	Fa 2007	Sp 2008	Fa 2008	Sp 2009	Fa 2009	Sp 2010
Men						
Success	0%	0%	0%	100%	92%	83%
Non-Success	0%	0%	0%	0%	0%	8%
Withdrawal	0%	0%	0%	0%	8%	8%
Total Percent	0%	0%	0%	100%	100%	100%
Total Enrolled	0	0	0	9	12	12
Women						
Success	0%	0%	0%	100%	100%	100%
Non-Success	0%	0%	0%	0%	0%	0%
Withdrawal	0%	0%	0%	0%	0%	0%
Total Percent	0%	0%	0%	100%	100%	100%
Total Enrolled	0	0	0	7	4	10

Chabot
Success Rates By Ethnicity and Semester
Course: PHED 2TA4



	Fa 2007	Sp 2008	Fa 2008	Sp 2009	Fa 2009	Sp 2010
African American						
Success	0%	0%	0%	0%	100%	100%
Non-Success	0%	0%	0%	0%	0%	0%
Withdrawal	0%	0%	0%	0%	0%	0%
Total Percent	0%	0%	0%	0%	100%	100%
Total Enrolled	0	0	0	0	1	2
Asian						
Success	0%	0%	0%	100%	80%	80%
Non-Success	0%	0%	0%	0%	0%	10%
Withdrawal	0%	0%	0%	0%	20%	10%
Total Percent	0%	0%	0%	100%	100%	100%
Total Enrolled	0	0	0	6	5	10
Filipino						
Success	0%	0%	0%	100%	100%	100%
Non-Success	0%	0%	0%	0%	0%	0%
Withdrawal	0%	0%	0%	0%	0%	0%
Total Percent	0%	0%	0%	100%	100%	100%
Total Enrolled	0	0	0	4	4	5
Latino						
Success	0%	0%	0%	100%	100%	0%
Non-Success	0%	0%	0%	0%	0%	0%
Withdrawal	0%	0%	0%	0%	0%	0%
Total Percent	0%	0%	0%	100%	100%	0%
Total Enrolled	0	0	0	3	1	0
Middle Eastern						
Success	0%	0%	0%	0%	0%	0%
Non-Success	0%	0%	0%	0%	0%	0%
Withdrawal	0%	0%	0%	0%	0%	0%

Total Percent	0%	0%	0%	0%	0%	0%
Total Enrolled	0	0	0	0	0	0
Native American						
Success	0%	0%	0%	0%	0%	0%
Non-Success	0%	0%	0%	0%	0%	0%
Withdrawal	0%	0%	0%	0%	0%	0%
Total Percent	0%	0%	0%	0%	0%	0%
Total Enrolled	0	0	0	0	0	0
Pacific Islander						
Success	0%	0%	0%	0%	0%	0%
Non-Success	0%	0%	0%	0%	0%	0%
Withdrawal	0%	0%	0%	0%	0%	0%
Total Percent	0%	0%	0%	0%	0%	0%
Total Enrolled	0	0	0	0	0	0
White						
Success	0%	0%	0%	100%	100%	100%
Non-Success	0%	0%	0%	0%	0%	0%
Withdrawal	0%	0%	0%	0%	0%	0%
Total Percent	0%	0%	0%	100%	100%	100%
Total Enrolled	0	0	0	3	3	4