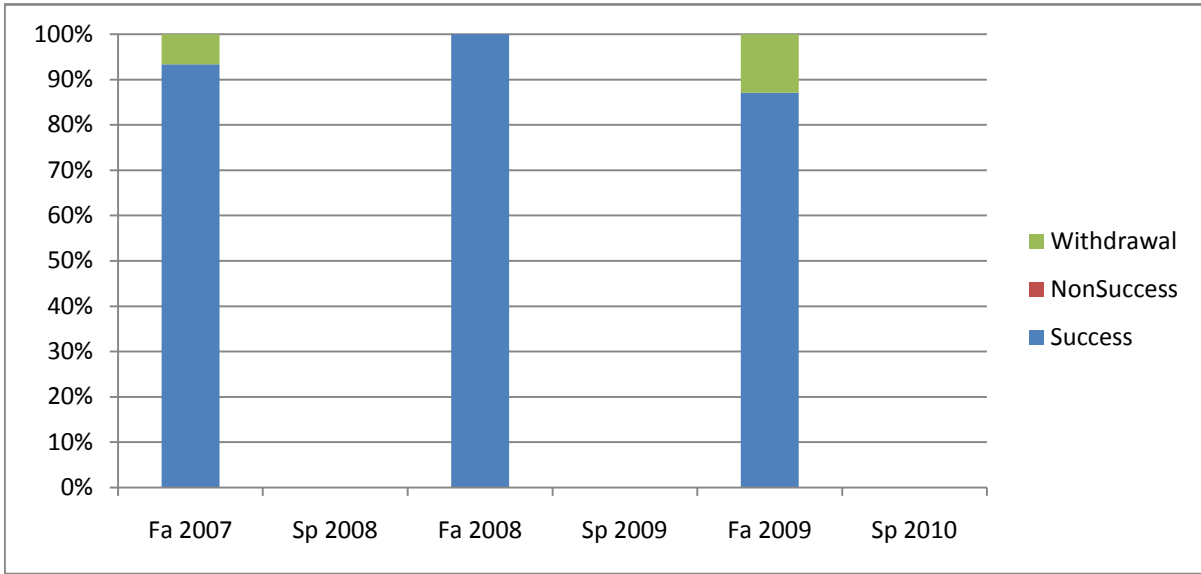
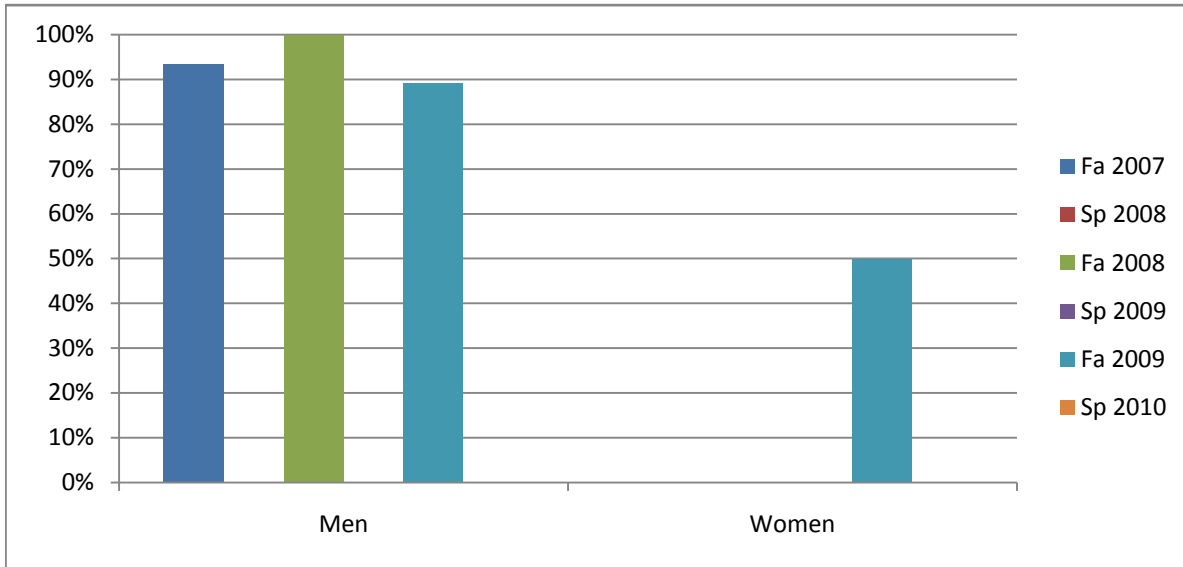


Chabot
 Success, Non-Success, and Withdrawal Rates By Semester
 Course: PHED 38



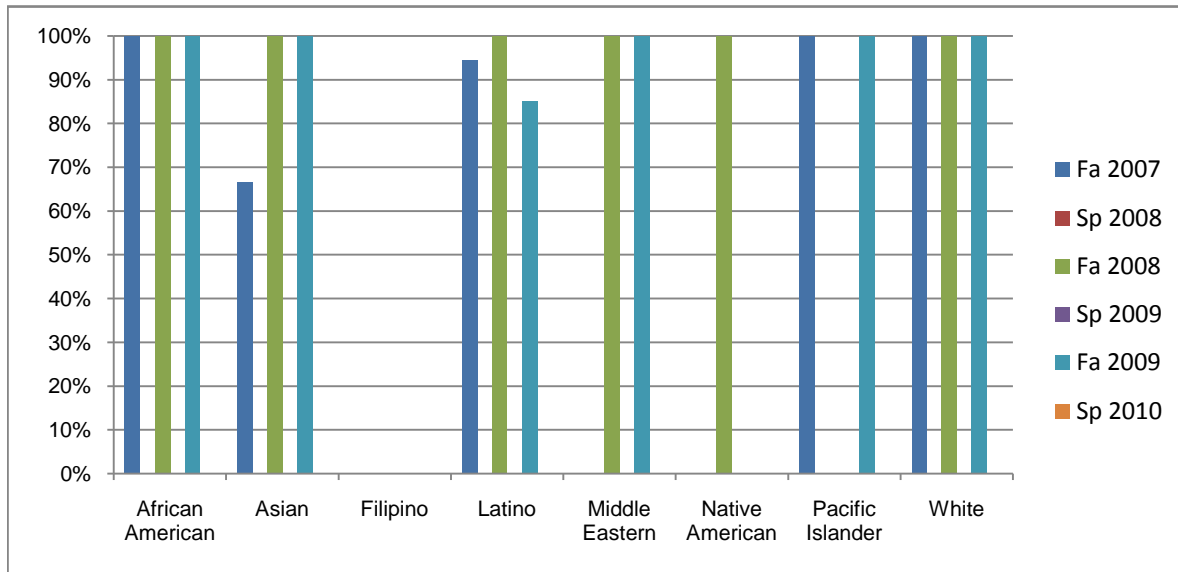
	Fa 2007	Sp 2008	Fa 2008	Sp 2009	Fa 2009	Sp 2010
Success	93%	0%	100%	0%	87%	0%
Non-Success	0%	0%	0%	0%	0%	0%
Withdrawal	7%	0%	0%	0%	13%	0%
Total Percent	100%	0%	100%	0%	100%	0%
Total Enrolled	30	0	33	0	31	0

Chabot
 Success Rates By Gender and Semester
 Course: PHED 38



	Fa 2007	Sp 2008	Fa 2008	Sp 2009	Fa 2009	Sp 2010
Men						
Success	93%	0%	100%	0%	89%	0%
Non-Success	0%	0%	0%	0%	0%	0%
Withdrawal	7%	0%	0%	0%	11%	0%
Total Percent	100%	0%	100%	0%	100%	0%
Total Enrolled	30	0	33	0	28	0
Women						
Success	0%	0%	0%	0%	50%	0%
Non-Success	0%	0%	0%	0%	0%	0%
Withdrawal	0%	0%	0%	0%	50%	0%
Total Percent	0%	0%	0%	0%	100%	0%
Total Enrolled	0	0	0	0	2	0

Chabot
Success Rates By Ethnicity and Semester
Course: PHED 38



	Fa 2007	Sp 2008	Fa 2008	Sp 2009	Fa 2009	Sp 2010
African American						
Success	100%	0%	100%	0%	100%	0%
Non-Success	0%	0%	0%	0%	0%	0%
Withdrawal	0%	0%	0%	0%	0%	0%
Total Percent	100%	0%	100%	0%	100%	0%
Total Enrolled	3	0	5	0	3	0
Asian						
Success	67%	0%	100%	0%	100%	0%
Non-Success	0%	0%	0%	0%	0%	0%
Withdrawal	33%	0%	0%	0%	0%	0%
Total Percent	100%	0%	100%	0%	100%	0%
Total Enrolled	3	0	5	0	4	0
Filipino						
Success	0%	0%	0%	0%	0%	0%
Non-Success	0%	0%	0%	0%	0%	0%
Withdrawal	0%	0%	0%	0%	0%	0%
Total Percent	0%	0%	0%	0%	0%	0%
Total Enrolled	0	0	0	0	0	0
Latino						
Success	94%	0%	100%	0%	85%	0%
Non-Success	0%	0%	0%	0%	0%	0%
Withdrawal	6%	0%	0%	0%	15%	0%
Total Percent	100%	0%	100%	0%	100%	0%
Total Enrolled	18	0	18	0	20	0
Middle Eastern						
Success	0%	0%	100%	0%	100%	0%
Non-Success	0%	0%	0%	0%	0%	0%
Withdrawal	0%	0%	0%	0%	0%	0%

Total Percent	0%	0%	100%	0%	100%	0%
Total Enrolled	0	0	1	0	1	0
Native American						
Success	0%	0%	100%	0%	0%	0%
Non-Success	0%	0%	0%	0%	0%	0%
Withdrawal	0%	0%	0%	0%	0%	0%
Total Percent	0%	0%	100%	0%	0%	0%
Total Enrolled	0	0	1	0	0	0
Pacific Islander						
Success	100%	0%	0%	0%	100%	0%
Non-Success	0%	0%	0%	0%	0%	0%
Withdrawal	0%	0%	0%	0%	0%	0%
Total Percent	100%	0%	0%	0%	100%	0%
Total Enrolled	1	0	0	0	1	0
White						
Success	100%	0%	100%	0%	100%	0%
Non-Success	0%	0%	0%	0%	0%	0%
Withdrawal	0%	0%	0%	0%	0%	0%
Total Percent	100%	0%	100%	0%	100%	0%
Total Enrolled	5	0	3	0	1	0