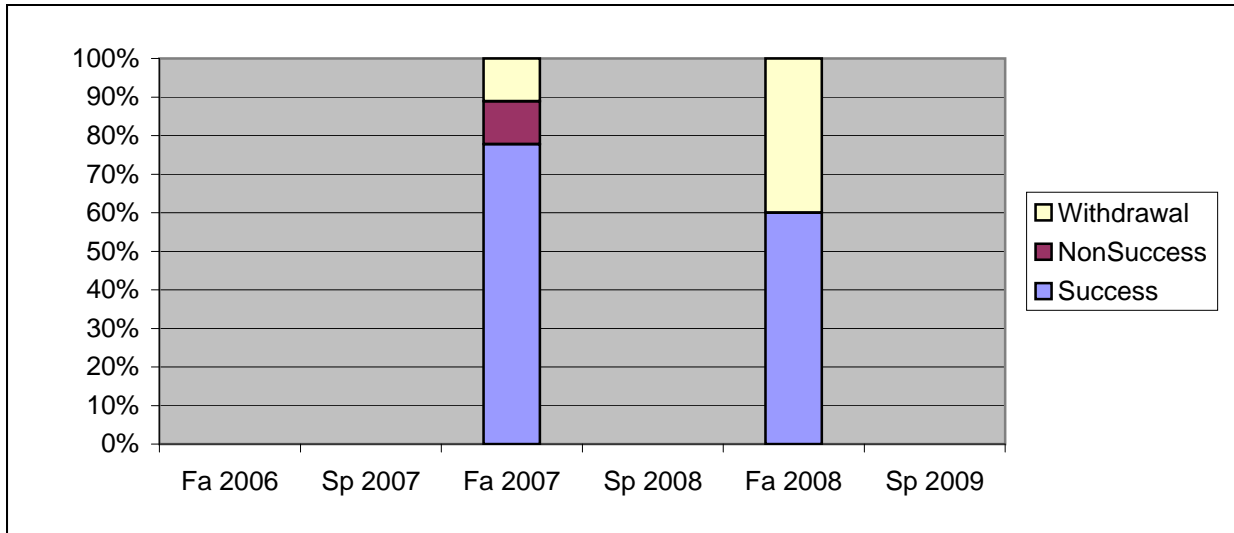
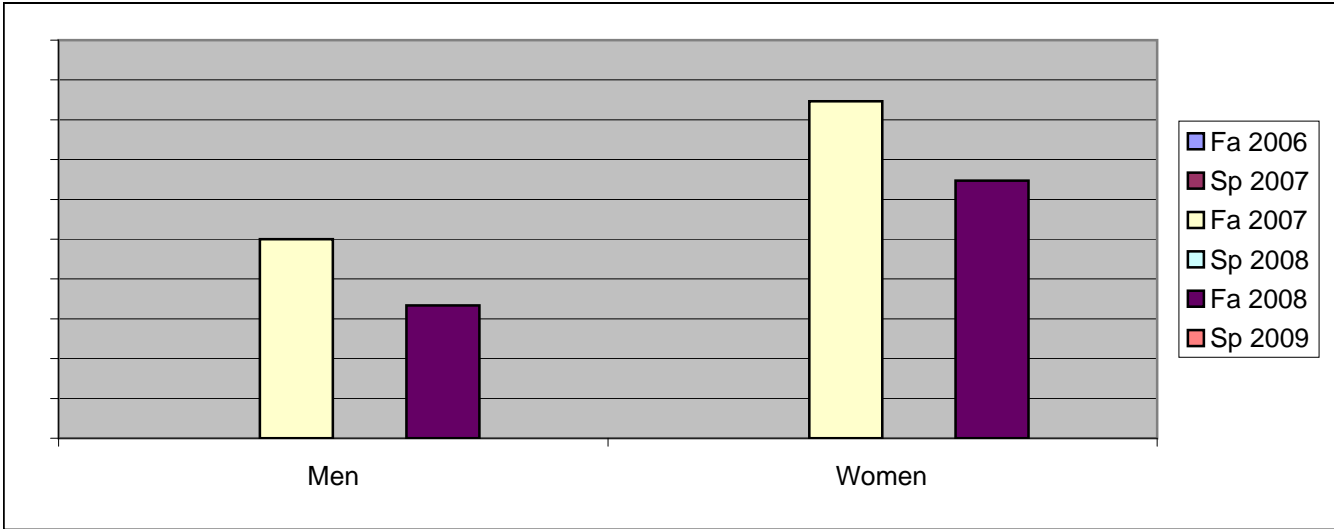


Chabot  
 Success, Non-Success, and Withdrawal Rates By Semester  
 Course: ESL 114



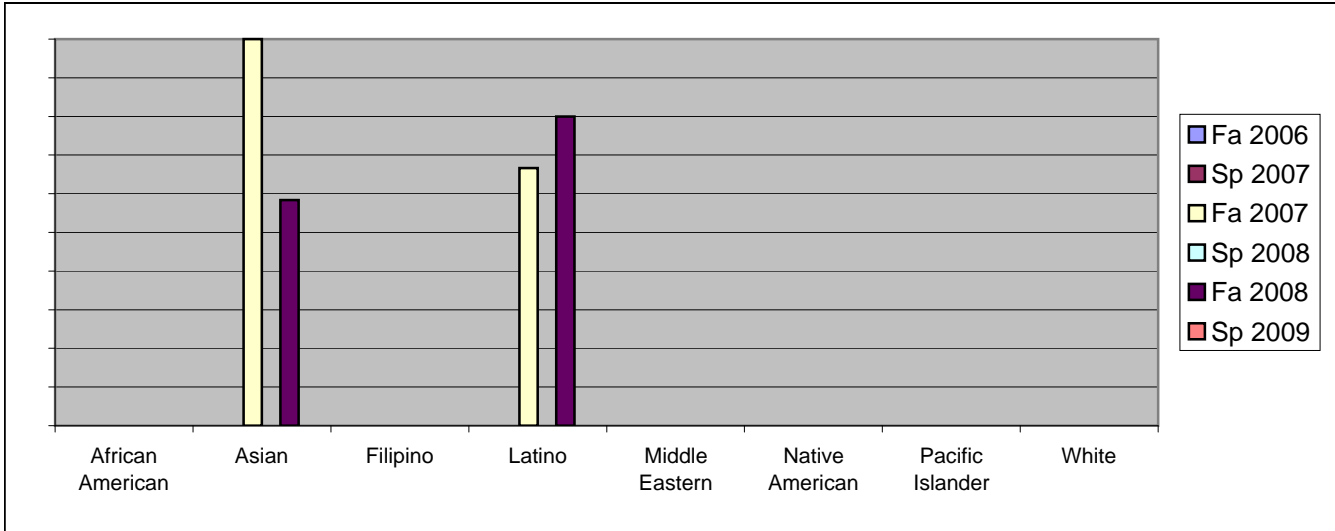
	Fa 2006	Sp 2007	Fa 2007	Sp 2008	Fa 2008	Sp 2009
Success	0%	0%	78%	0%	60%	0%
Non-Success	0%	0%	11%	0%	0%	0%
Withdrawal	0%	0%	11%	0%	40%	0%
Total Percent	0%	0%	100%	0%	100%	0%
Total Enrolled	<b>0</b>	<b>0</b>	<b>18</b>	<b>0</b>	<b>20</b>	<b>0</b>

Chabot  
 Success Rates By Gender and Semester  
 Course: ESL 114



	Fa 2006	Sp 2007	Fa 2007	Sp 2008	Fa 2008	Sp 2009
<b>Men</b>						
Success	0%	0%	50%	0%	33%	0%
Non-Success	0%	0%	25%	0%	0%	0%
Withdrawal	0%	0%	25%	0%	67%	0%
Total Percent	0%	0%	100%	0%	100%	0%
Total Enrolled	<b>0</b>	<b>0</b>	<b>4</b>	<b>0</b>	<b>3</b>	<b>0</b>
<b>Women</b>						
Success	0%	0%	85%	0%	65%	0%
Non-Success	0%	0%	8%	0%	0%	0%
Withdrawal	0%	0%	8%	0%	35%	0%
Total Percent	0%	0%	100%	0%	100%	0%
Total Enrolled	<b>0</b>	<b>0</b>	<b>13</b>	<b>0</b>	<b>17</b>	<b>0</b>

Chabot  
Success Rates By Ethnicity and Semester  
Course: ESL 114



	Fa 2006	Sp 2007	Fa 2007	Sp 2008	Fa 2008	Sp 2009
<b>African American</b>						
Success	0%	0%	0%	0%	0%	0%
Non-Success	0%	0%	0%	0%	0%	0%
Withdrawal	0%	0%	0%	0%	100%	0%
Total Percent	0%	0%	0%	0%	100%	0%
Total Enrolled	<b>0</b>	<b>0</b>	<b>0</b>	<b>0</b>	<b>2</b>	<b>0</b>
<b>Asian</b>						
Success	0%	0%	100%	0%	58%	0%
Non-Success	0%	0%	0%	0%	0%	0%
Withdrawal	0%	0%	0%	0%	42%	0%
Total Percent	0%	0%	100%	0%	100%	0%
Total Enrolled	<b>0</b>	<b>0</b>	<b>7</b>	<b>0</b>	<b>12</b>	<b>0</b>
<b>Filipino</b>						
Success	0%	0%	0%	0%	0%	0%
Non-Success	0%	0%	0%	0%	0%	0%
Withdrawal	0%	0%	0%	0%	0%	0%
Total Percent	0%	0%	0%	0%	0%	0%
Total Enrolled	<b>0</b>	<b>0</b>	<b>0</b>	<b>0</b>	<b>0</b>	<b>0</b>
<b>Latino</b>						
Success	0%	0%	67%	0%	80%	0%
Non-Success	0%	0%	11%	0%	0%	0%
Withdrawal	0%	0%	22%	0%	20%	0%
Total Percent	0%	0%	100%	0%	100%	0%
Total Enrolled	<b>0</b>	<b>0</b>	<b>9</b>	<b>0</b>	<b>5</b>	<b>0</b>
<b>Middle Eastern</b>						
Success	0%	0%	0%	0%	0%	0%
Non-Success	0%	0%	0%	0%	0%	0%
Withdrawal	0%	0%	0%	0%	0%	0%
Total Percent	0%	0%	0%	0%	0%	0%
Total Enrolled	<b>0</b>	<b>0</b>	<b>0</b>	<b>0</b>	<b>0</b>	<b>0</b>
<b>Native American</b>						
Success	0%	0%	0%	0%	0%	0%
Non-Success	0%	0%	0%	0%	0%	0%
Withdrawal	0%	0%	0%	0%	0%	0%

