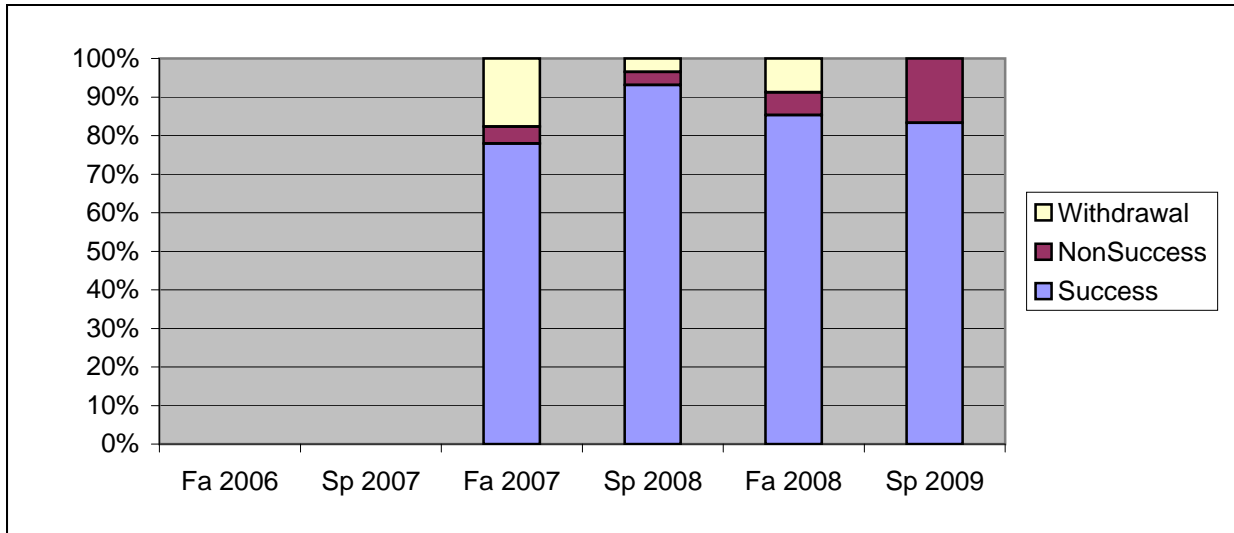
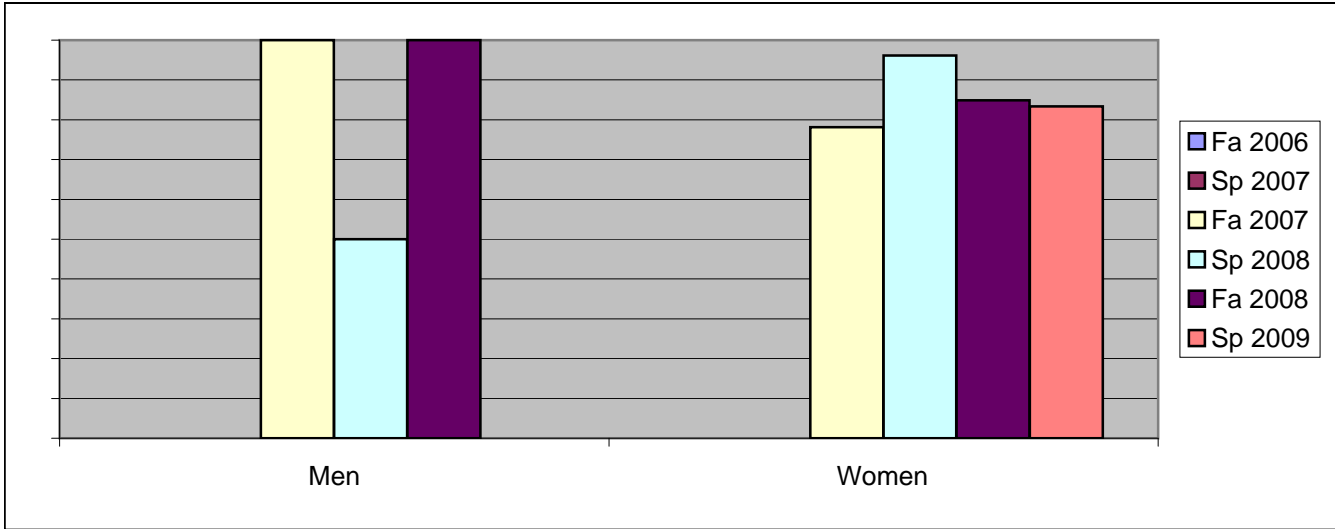


Chabot
 Success, Non-Success, and Withdrawal Rates By Semester
 Course: GNST 9901



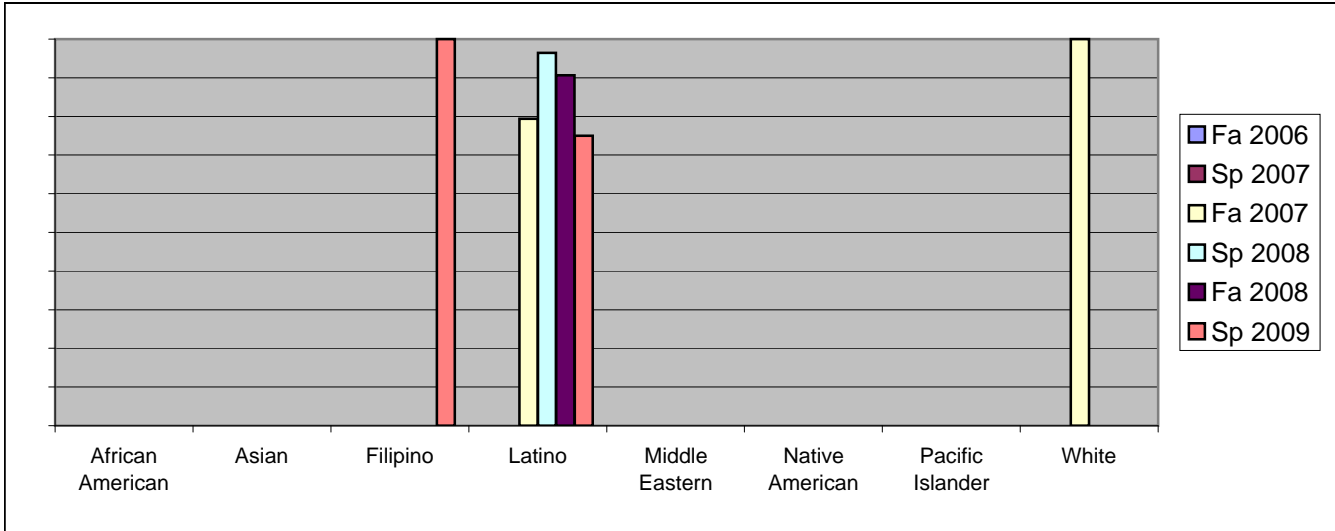
	Fa 2006	Sp 2007	Fa 2007	Sp 2008	Fa 2008	Sp 2009
Success	0%	0%	78%	93%	85%	83%
Non-Success	0%	0%	4%	3%	6%	17%
Withdrawal	0%	0%	18%	3%	9%	0%
Total Percent	0%	0%	100%	100%	100%	100%
Total Enrolled	0	0	68	29	34	6

Chabot
Success Rates By Gender and Semester
Course: GNST 9901



	Fa 2006	Sp 2007	Fa 2007	Sp 2008	Fa 2008	Sp 2009
Men						
Success	0%	0%	100%	50%	100%	0%
Non-Success	0%	0%	0%	50%	0%	0%
Withdrawal	0%	0%	0%	0%	0%	0%
Total Percent	0%	0%	100%	100%	100%	0%
Total Enrolled	0	0	1	2	1	0
Women						
Success	0%	0%	78%	96%	85%	83%
Non-Success	0%	0%	5%	0%	6%	17%
Withdrawal	0%	0%	17%	4%	9%	0%
Total Percent	0%	0%	100%	100%	100%	100%
Total Enrolled	0	0	64	26	33	6

Chabot
Success Rates By Ethnicity and Semester
Course: GNST 9901



	Fa 2006	Sp 2007	Fa 2007	Sp 2008	Fa 2008	Sp 2009
African American						
Success	0%	0%	0%	0%	0%	0%
Non-Success	0%	0%	0%	100%	0%	0%
Withdrawal	0%	0%	0%	0%	0%	0%
Total Percent	0%	0%	0%	100%	0%	0%
Total Enrolled	0	0	0	1	0	0
Asian						
Success	0%	0%	0%	0%	0%	0%
Non-Success	0%	0%	0%	0%	0%	0%
Withdrawal	0%	0%	100%	0%	100%	0%
Total Percent	0%	0%	100%	0%	100%	0%
Total Enrolled	0	0	2	0	1	0
Filipino						
Success	0%	0%	0%	0%	0%	100%
Non-Success	0%	0%	0%	0%	0%	0%
Withdrawal	0%	0%	0%	0%	0%	0%
Total Percent	0%	0%	0%	0%	0%	100%
Total Enrolled	0	0	0	0	0	1
Latino						
Success	0%	0%	79%	96%	91%	75%
Non-Success	0%	0%	5%	0%	6%	25%
Withdrawal	0%	0%	16%	4%	3%	0%
Total Percent	0%	0%	100%	100%	100%	100%
Total Enrolled	0	0	63	28	32	4
Middle Eastern						
Success	0%	0%	0%	0%	0%	0%
Non-Success	0%	0%	0%	0%	0%	0%
Withdrawal	0%	0%	0%	0%	0%	0%
Total Percent	0%	0%	0%	0%	0%	0%
Total Enrolled	0	0	0	0	0	0
Native American						
Success	0%	0%	0%	0%	0%	0%
Non-Success	0%	0%	0%	0%	0%	0%
Withdrawal	0%	0%	0%	0%	0%	0%

Total Percent	0%	0%	0%	0%	0%	0%
Total Enrolled	0	0	0	0	0	0
Pacific Islander						
Success	0%	0%	0%	0%	0%	0%
Non-Success	0%	0%	0%	0%	0%	0%
Withdrawal	0%	0%	0%	0%	0%	0%
Total Percent	0%	0%	0%	0%	0%	0%
Total Enrolled	0	0	0	0	0	0
White						
Success	0%	0%	100%	0%	0%	0%
Non-Success	0%	0%	0%	0%	0%	0%
Withdrawal	0%	0%	0%	0%	0%	0%
Total Percent	0%	0%	100%	0%	0%	0%
Total Enrolled	0	0	2	0	0	0