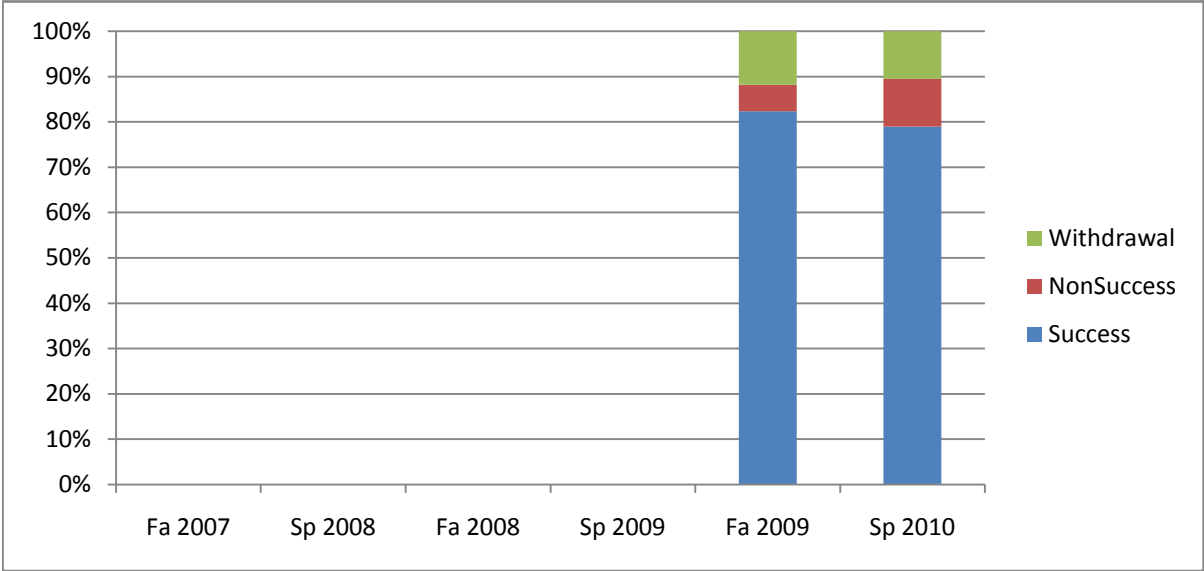
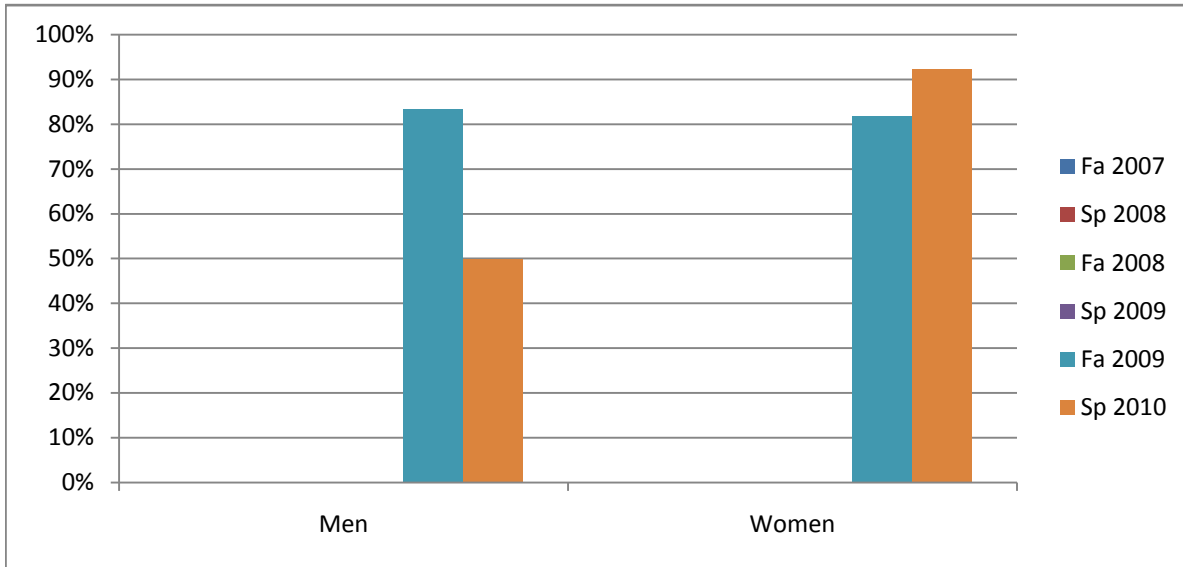


Chabot
 Success, Non-Success, and Withdrawal Rates By Semester
 Course: FRNC 1B



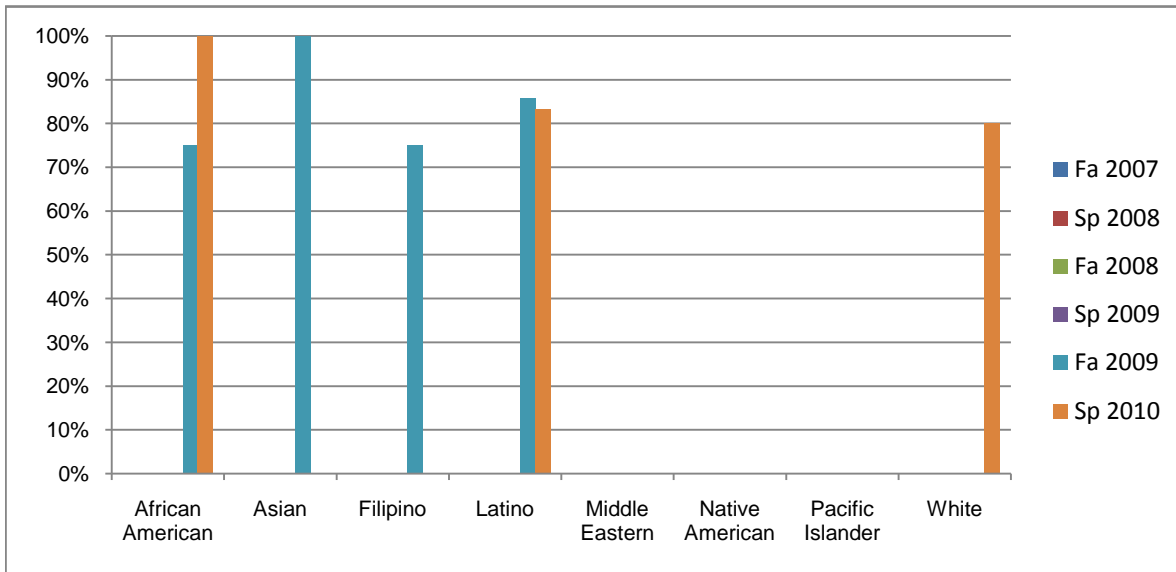
	Fa 2007	Sp 2008	Fa 2008	Sp 2009	Fa 2009	Sp 2010
Success	0%	0%	0%	0%	82%	79%
Non-Success	0%	0%	0%	0%	6%	11%
Withdrawal	0%	0%	0%	0%	12%	11%
Total Percent	0%	0%	0%	0%	100%	100%
Total Enrolled	0	0	0	0	17	19

Chabot
 Success Rates By Gender and Semester
 Course: FRNC 1B



	Fa 2007	Sp 2008	Fa 2008	Sp 2009	Fa 2009	Sp 2010
Men						
Success	0%	0%	0%	0%	83%	50%
Non-Success	0%	0%	0%	0%	0%	17%
Withdrawal	0%	0%	0%	0%	17%	33%
Total Percent	0%	0%	0%	0%	100%	100%
Total Enrolled	0	0	0	0	6	6
Women						
Success	0%	0%	0%	0%	82%	92%
Non-Success	0%	0%	0%	0%	9%	8%
Withdrawal	0%	0%	0%	0%	9%	0%
Total Percent	0%	0%	0%	0%	100%	100%
Total Enrolled	0	0	0	0	11	13

Chabot
Success Rates By Ethnicity and Semester
Course: FRNC 1B



	Fa 2007	Sp 2008	Fa 2008	Sp 2009	Fa 2009	Sp 2010
African American						
Success	0%	0%	0%	0%	75%	100%
Non-Success	0%	0%	0%	0%	0%	0%
Withdrawal	0%	0%	0%	0%	25%	0%
Total Percent	0%	0%	0%	0%	100%	100%
Total Enrolled	0	0	0	0	4	1
Asian						
Success	0%	0%	0%	0%	100%	0%
Non-Success	0%	0%	0%	0%	0%	0%
Withdrawal	0%	0%	0%	0%	0%	100%
Total Percent	0%	0%	0%	0%	100%	100%
Total Enrolled	0	0	0	0	2	1
Filipino						
Success	0%	0%	0%	0%	75%	0%
Non-Success	0%	0%	0%	0%	0%	0%
Withdrawal	0%	0%	0%	0%	25%	0%
Total Percent	0%	0%	0%	0%	100%	0%
Total Enrolled	0	0	0	0	4	0
Latino						
Success	0%	0%	0%	0%	86%	83%
Non-Success	0%	0%	0%	0%	14%	17%
Withdrawal	0%	0%	0%	0%	0%	0%
Total Percent	0%	0%	0%	0%	100%	100%
Total Enrolled	0	0	0	0	7	6
Middle Eastern						
Success	0%	0%	0%	0%	0%	0%
Non-Success	0%	0%	0%	0%	0%	0%
Withdrawal	0%	0%	0%	0%	0%	0%

Total Percent	0%	0%	0%	0%	0%	0%
Total Enrolled	0	0	0	0	0	0
Native American						
Success	0%	0%	0%	0%	0%	0%
Non-Success	0%	0%	0%	0%	0%	0%
Withdrawal	0%	0%	0%	0%	0%	0%
Total Percent	0%	0%	0%	0%	0%	0%
Total Enrolled	0	0	0	0	0	0
Pacific Islander						
Success	0%	0%	0%	0%	0%	0%
Non-Success	0%	0%	0%	0%	0%	0%
Withdrawal	0%	0%	0%	0%	0%	0%
Total Percent	0%	0%	0%	0%	0%	0%
Total Enrolled	0	0	0	0	0	0
White						
Success	0%	0%	0%	0%	0%	80%
Non-Success	0%	0%	0%	0%	0%	10%
Withdrawal	0%	0%	0%	0%	0%	10%
Total Percent	0%	0%	0%	0%	0%	100%
Total Enrolled	0	0	0	0	0	10