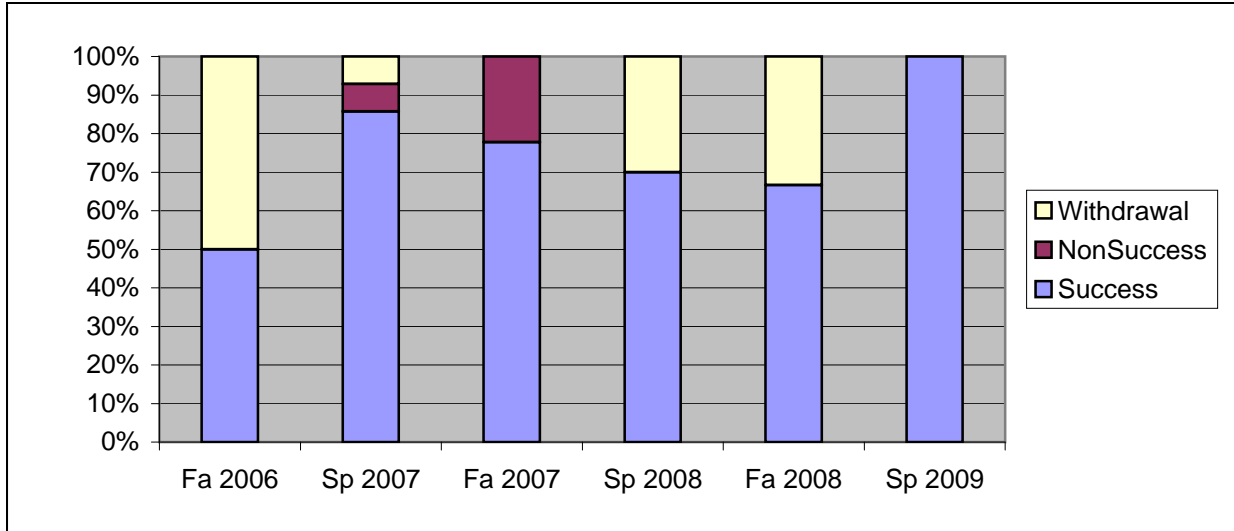
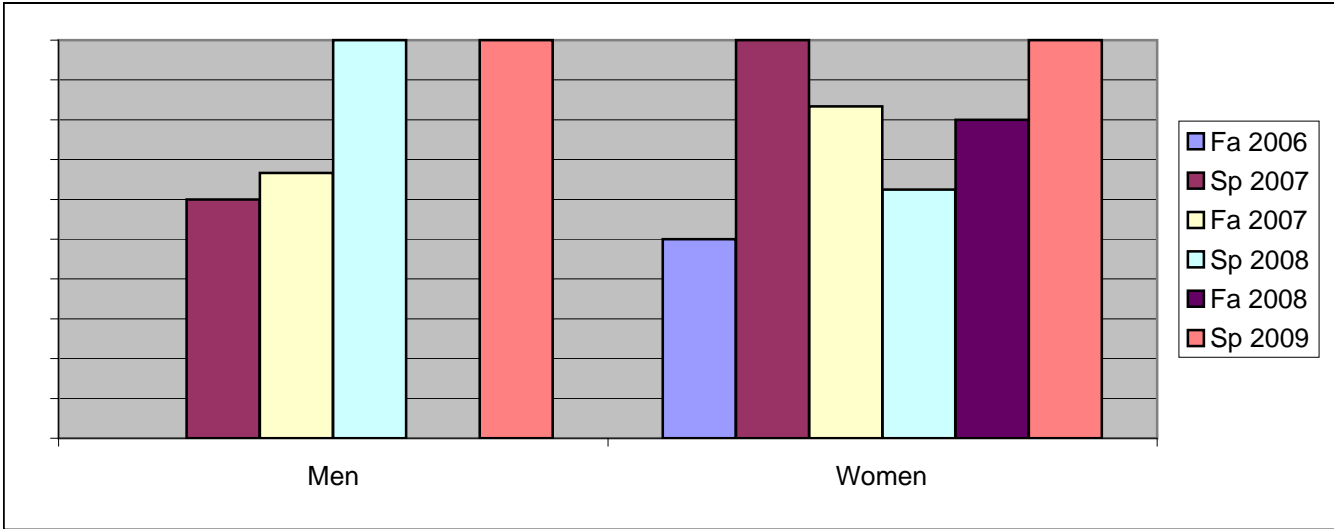


Chabot
 Success, Non-Success, and Withdrawal Rates By Semester
 Course: ART 16B



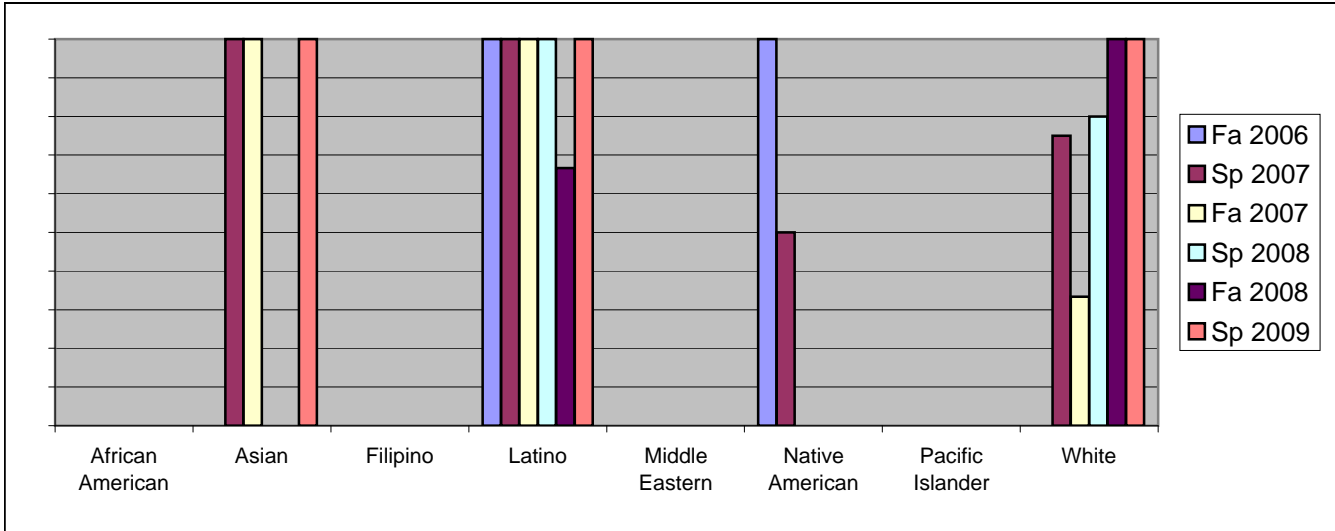
	Fa 2006	Sp 2007	Fa 2007	Sp 2008	Fa 2008	Sp 2009
Success	50%	86%	78%	70%	67%	100%
Non-Success	0%	7%	22%	0%	0%	0%
Withdrawal	50%	7%	0%	30%	33%	0%
Total Percent	100%	100%	100%	100%	100%	100%
Total Enrolled	6	14	9	10	6	7

Chabot
Success Rates By Gender and Semester
Course: ART 16B



	Fa 2006	Sp 2007	Fa 2007	Sp 2008	Fa 2008	Sp 2009
Men						
Success	0%	60%	67%	100%	0%	100%
Non-Success	0%	20%	33%	0%	0%	0%
Withdrawal	0%	20%	0%	0%	100%	0%
Total Percent	0%	100%	100%	100%	100%	100%
Total Enrolled	0	5	3	2	1	3
Women						
Success	50%	100%	83%	63%	80%	100%
Non-Success	0%	0%	17%	0%	0%	0%
Withdrawal	50%	0%	0%	38%	20%	0%
Total Percent	100%	100%	100%	100%	100%	100%
Total Enrolled	6	9	6	8	5	3

Chabot
Success Rates By Ethnicity and Semester
Course: ART 16B



	Fa 2006	Sp 2007	Fa 2007	Sp 2008	Fa 2008	Sp 2009
African American						
Success	0%	0%	0%	0%	0%	0%
Non-Success	0%	0%	0%	0%	0%	0%
Withdrawal	0%	0%	0%	0%	0%	0%
Total Percent	0%	0%	0%	0%	0%	0%
Total Enrolled	0	0	0	0	0	0
Asian						
Success	0%	100%	100%	0%	0%	100%
Non-Success	0%	0%	0%	0%	0%	0%
Withdrawal	0%	0%	0%	100%	0%	0%
Total Percent	0%	100%	100%	100%	0%	100%
Total Enrolled	0	2	1	1	0	2
Filipino						
Success	0%	0%	0%	0%	0%	0%
Non-Success	0%	0%	0%	0%	0%	0%
Withdrawal	0%	0%	0%	0%	0%	0%
Total Percent	0%	0%	0%	0%	0%	0%
Total Enrolled	0	0	0	0	0	0
Latino						
Success	100%	100%	100%	100%	67%	100%
Non-Success	0%	0%	0%	0%	0%	0%
Withdrawal	0%	0%	0%	0%	33%	0%
Total Percent	100%	100%	100%	100%	100%	100%
Total Enrolled	2	2	4	1	3	2
Middle Eastern						
Success	0%	0%	0%	0%	0%	0%
Non-Success	0%	0%	0%	0%	0%	0%
Withdrawal	0%	0%	0%	0%	0%	0%
Total Percent	0%	0%	0%	0%	0%	0%
Total Enrolled	0	0	0	0	0	0
Native American						
Success	100%	50%	0%	0%	0%	0%
Non-Success	0%	0%	0%	0%	0%	0%
Withdrawal	0%	50%	0%	0%	100%	0%

Total Percent	100%	100%	0%	0%	100%	0%
Total Enrolled	1	2	0	0	1	0
Pacific Islander						
Success	0%	0%	0%	0%	0%	0%
Non-Success	0%	0%	0%	0%	0%	0%
Withdrawal	0%	0%	0%	0%	0%	0%
Total Percent	0%	0%	0%	0%	0%	0%
Total Enrolled	0	0	0	0	0	0
White						
Success	0%	75%	33%	80%	100%	100%
Non-Success	0%	25%	67%	0%	0%	0%
Withdrawal	100%	0%	0%	20%	0%	0%
Total Percent	100%	100%	100%	100%	100%	100%
Total Enrolled	3	4	3	5	1	2