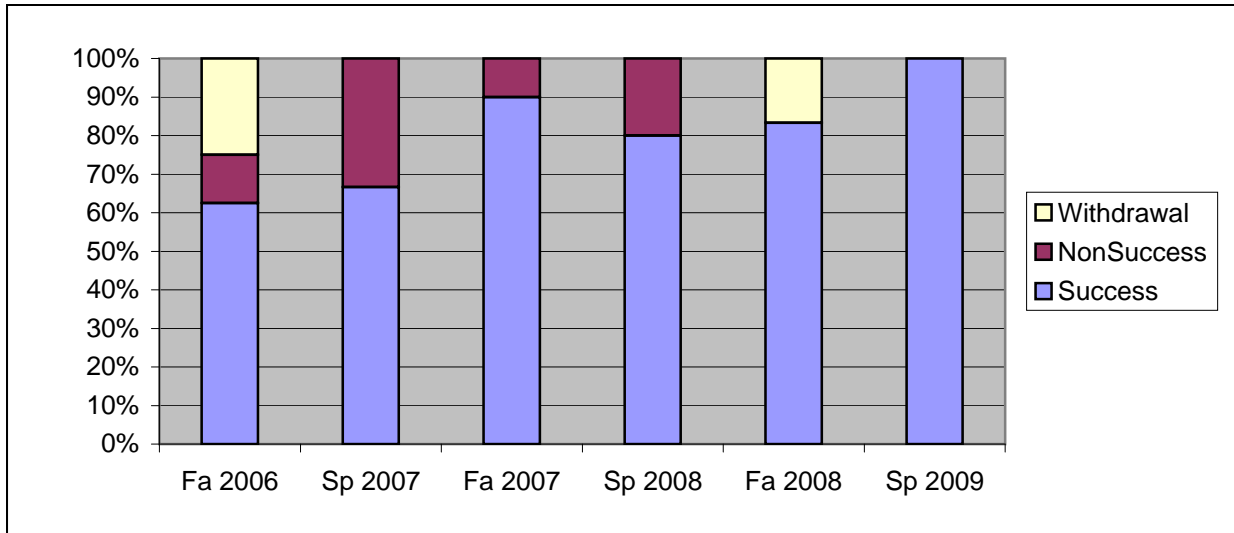
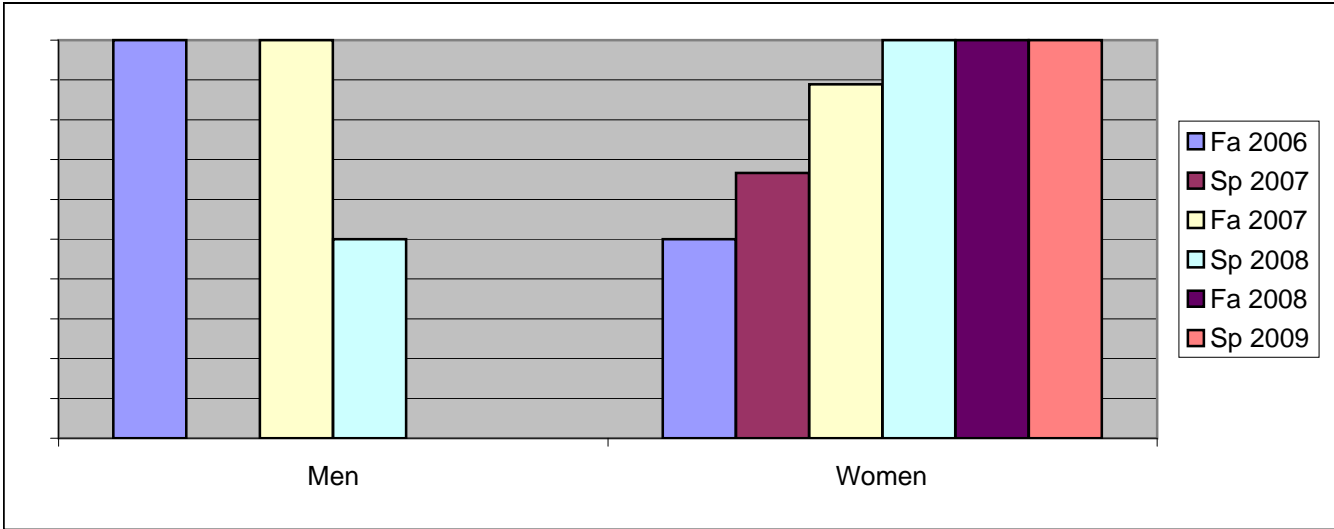


Chabot
 Success, Non-Success, and Withdrawal Rates By Semester
 Course: ART 16C



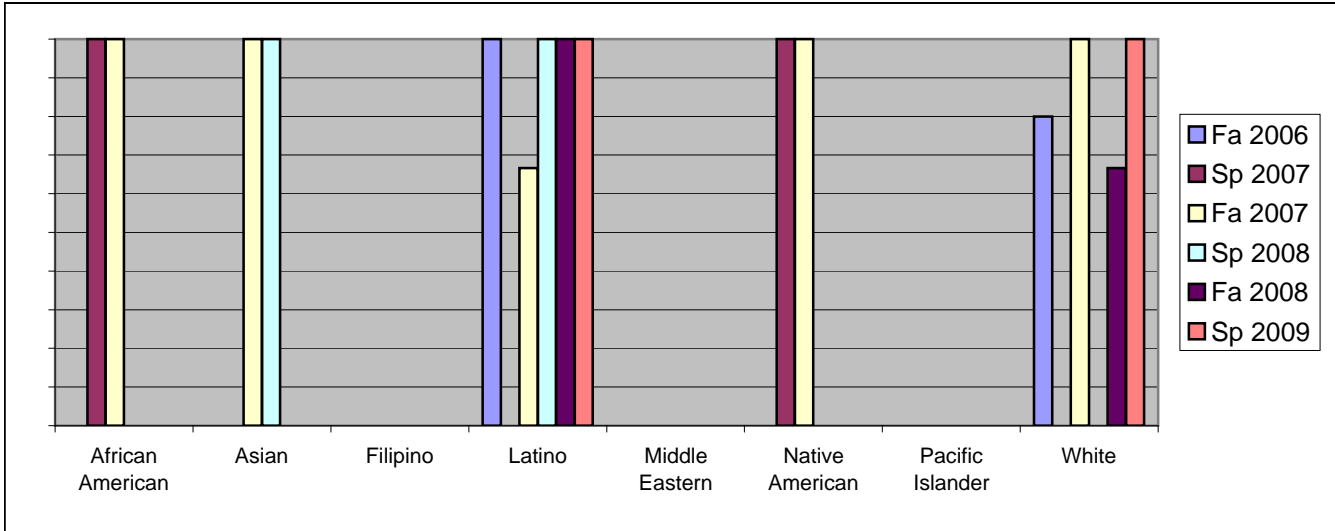
	Fa 2006	Sp 2007	Fa 2007	Sp 2008	Fa 2008	Sp 2009
Success	63%	67%	90%	80%	83%	100%
Non-Success	13%	33%	10%	20%	0%	0%
Withdrawal	25%	0%	0%	0%	17%	0%
Total Percent	100%	100%	100%	100%	100%	100%
Total Enrolled	8	3	10	5	6	4

Chabot
Success Rates By Gender and Semester
Course: ART 16C



	Fa 2006	Sp 2007	Fa 2007	Sp 2008	Fa 2008	Sp 2009
Men						
Success	100%	0%	100%	50%	0%	0%
Non-Success	0%	0%	0%	50%	0%	0%
Withdrawal	0%	0%	0%	0%	100%	0%
Total Percent	100%	0%	100%	100%	100%	0%
Total Enrolled	2	0	1	2	1	0
Women						
Success	50%	67%	89%	100%	100%	100%
Non-Success	17%	33%	11%	0%	0%	0%
Withdrawal	33%	0%	0%	0%	0%	0%
Total Percent	100%	100%	100%	100%	100%	100%
Total Enrolled	6	3	9	3	5	4

Chabot
Success Rates By Ethnicity and Semester
Course: ART 16C



	Fa 2006	Sp 2007	Fa 2007	Sp 2008	Fa 2008	Sp 2009
African American						
Success	0%	100%	100%	0%	0%	0%
Non-Success	50%	0%	0%	0%	0%	0%
Withdrawal	50%	0%	0%	0%	0%	0%
Total Percent	100%	100%	100%	0%	0%	0%
Total Enrolled	2	1	1	0	0	0
Asian						
Success	0%	0%	100%	100%	0%	0%
Non-Success	0%	0%	0%	0%	0%	0%
Withdrawal	0%	0%	0%	0%	0%	0%
Total Percent	0%	0%	100%	100%	0%	0%
Total Enrolled	0	0	1	1	0	0
Filipino						
Success	0%	0%	0%	0%	0%	0%
Non-Success	0%	0%	0%	0%	0%	0%
Withdrawal	0%	0%	0%	0%	0%	0%
Total Percent	0%	0%	0%	0%	0%	0%
Total Enrolled	0	0	0	0	0	0
Latino						
Success	100%	0%	67%	100%	100%	100%
Non-Success	0%	100%	33%	0%	0%	0%
Withdrawal	0%	0%	0%	0%	0%	0%
Total Percent	100%	100%	100%	100%	100%	100%
Total Enrolled	1	1	3	3	1	1
Middle Eastern						
Success	0%	0%	0%	0%	0%	0%
Non-Success	0%	0%	0%	0%	0%	0%
Withdrawal	0%	0%	0%	0%	0%	0%
Total Percent	0%	0%	0%	0%	0%	0%
Total Enrolled	0	0	0	0	0	0
Native American						
Success	0%	100%	100%	0%	0%	0%
Non-Success	0%	0%	0%	0%	0%	0%
Withdrawal	0%	0%	0%	0%	0%	0%

Total Percent	0%	100%	100%	0%	0%	0%
Total Enrolled	0	1	1	0	0	0
Pacific Islander						
Success	0%	0%	0%	0%	0%	0%
Non-Success	0%	0%	0%	0%	0%	0%
Withdrawal	0%	0%	0%	0%	0%	0%
Total Percent	0%	0%	0%	0%	0%	0%
Total Enrolled	0	0	0	0	0	0
White						
Success	80%	0%	100%	0%	67%	100%
Non-Success	0%	0%	0%	100%	0%	0%
Withdrawal	20%	0%	0%	0%	33%	0%
Total Percent	100%	0%	100%	100%	100%	100%
Total Enrolled	5	0	1	1	3	2