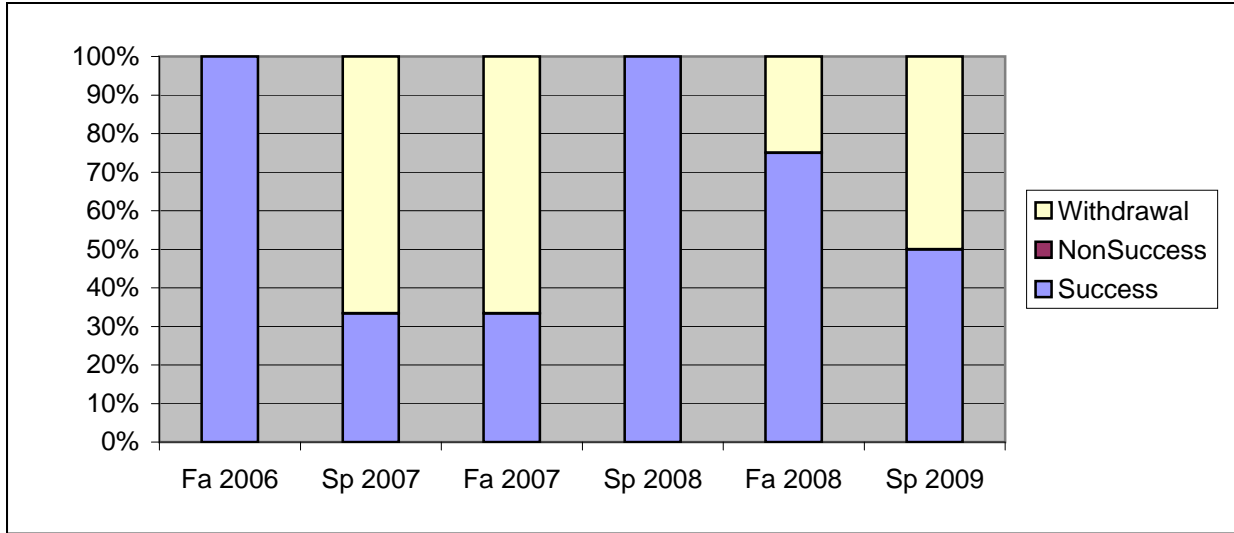
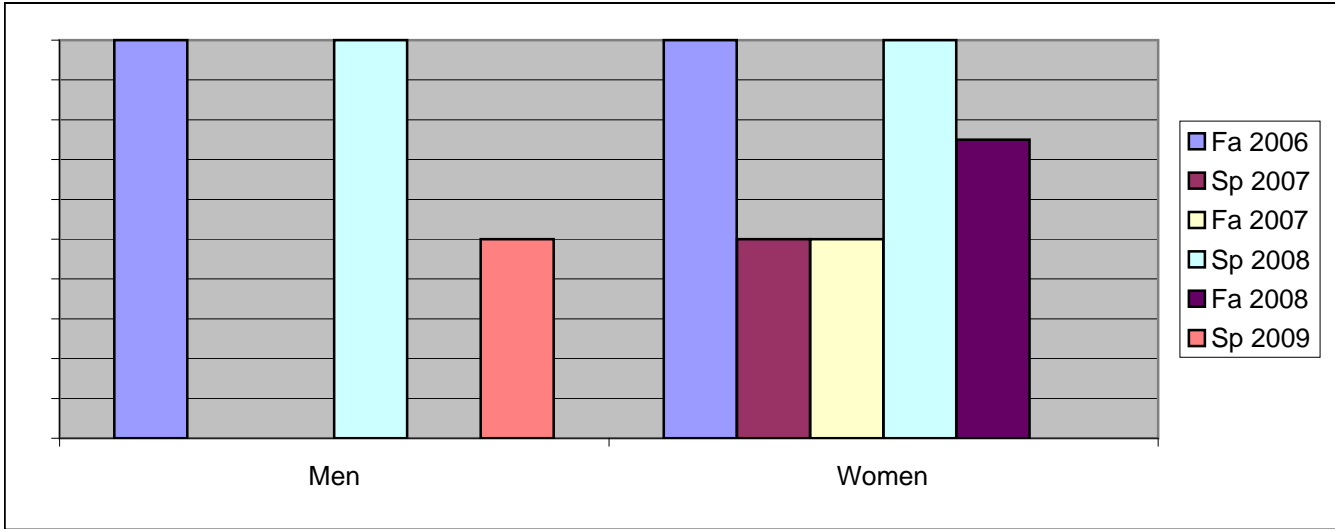


Chabot
 Success, Non-Success, and Withdrawal Rates By Semester
 Course: ART 19



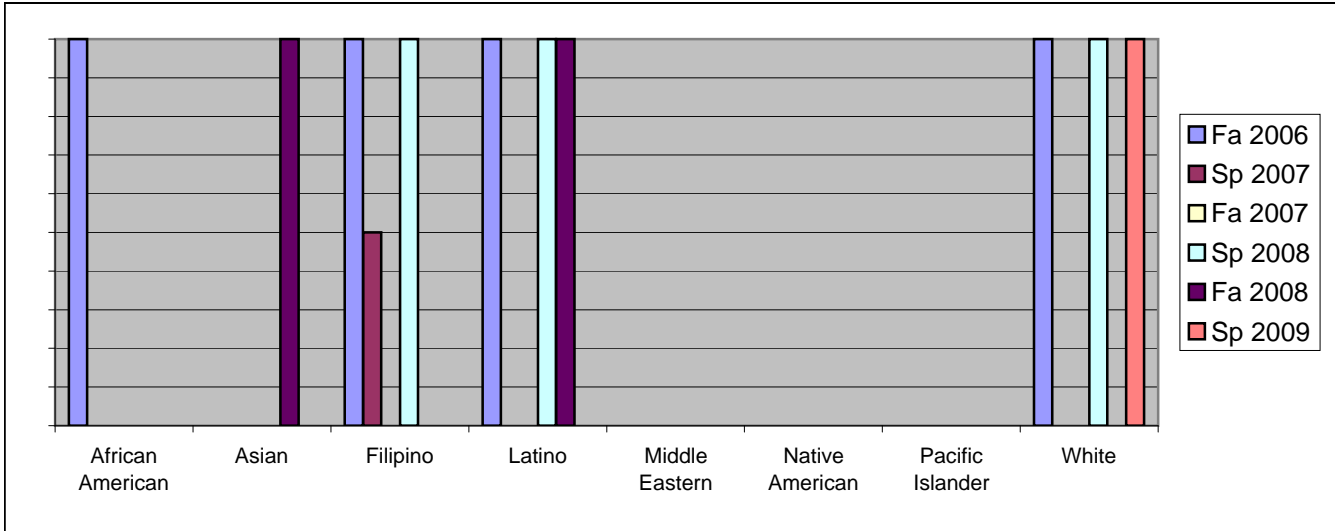
	Fa 2006	Sp 2007	Fa 2007	Sp 2008	Fa 2008	Sp 2009
Success	100%	33%	33%	100%	75%	50%
Non-Success	0%	0%	0%	0%	0%	0%
Withdrawal	0%	67%	67%	0%	25%	50%
Total Percent	100%	100%	100%	100%	100%	100%
Total Enrolled	5	3	3	8	4	2

Chabot
Success Rates By Gender and Semester
Course: ART 19



	Fa 2006	Sp 2007	Fa 2007	Sp 2008	Fa 2008	Sp 2009
Men						
Success	100%	0%	0%	100%	0%	50%
Non-Success	0%	0%	0%	0%	0%	0%
Withdrawal	0%	100%	100%	0%	0%	50%
Total Percent	100%	100%	100%	100%	0%	100%
Total Enrolled	2	1	1	5	0	2
Women						
Success	100%	50%	50%	100%	75%	0%
Non-Success	0%	0%	0%	0%	0%	0%
Withdrawal	0%	50%	50%	0%	25%	0%
Total Percent	100%	100%	100%	100%	100%	0%
Total Enrolled	3	2	2	2	4	0

Chabot
Success Rates By Ethnicity and Semester
Course: ART 19



	Fa 2006	Sp 2007	Fa 2007	Sp 2008	Fa 2008	Sp 2009
African American						
Success	100%	0%	0%	0%	0%	0%
Non-Success	0%	0%	0%	0%	0%	0%
Withdrawal	0%	0%	0%	0%	0%	0%
Total Percent	100%	0%	0%	0%	0%	0%
Total Enrolled	1	0	0	0	0	0
Asian						
Success	0%	0%	0%	0%	100%	0%
Non-Success	0%	0%	0%	0%	0%	0%
Withdrawal	0%	0%	0%	0%	0%	0%
Total Percent	0%	0%	0%	0%	100%	0%
Total Enrolled	0	0	0	0	1	0
Filipino						
Success	100%	50%	0%	100%	0%	0%
Non-Success	0%	0%	0%	0%	0%	0%
Withdrawal	0%	50%	0%	0%	0%	0%
Total Percent	100%	100%	0%	100%	0%	0%
Total Enrolled	1	2	0	1	0	0
Latino						
Success	100%	0%	0%	100%	100%	0%
Non-Success	0%	0%	0%	0%	0%	0%
Withdrawal	0%	0%	0%	0%	0%	0%
Total Percent	100%	0%	0%	100%	100%	0%
Total Enrolled	2	0	0	2	2	0
Middle Eastern						
Success	0%	0%	0%	0%	0%	0%
Non-Success	0%	0%	0%	0%	0%	0%
Withdrawal	0%	0%	0%	0%	0%	0%
Total Percent	0%	0%	0%	0%	0%	0%
Total Enrolled	0	0	0	0	0	0
Native American						
Success	0%	0%	0%	0%	0%	0%
Non-Success	0%	0%	0%	0%	0%	0%
Withdrawal	0%	0%	0%	0%	0%	0%

Total Percent	0%	0%	0%	0%	0%	0%
Total Enrolled	0	0	0	0	0	0
Pacific Islander						
Success	0%	0%	0%	0%	0%	0%
Non-Success	0%	0%	0%	0%	0%	0%
Withdrawal	0%	0%	0%	0%	0%	0%
Total Percent	0%	0%	0%	0%	0%	0%
Total Enrolled	0	0	0	0	0	0
White						
Success	100%	0%	0%	100%	0%	100%
Non-Success	0%	0%	0%	0%	0%	0%
Withdrawal	0%	100%	100%	0%	100%	0%
Total Percent	100%	100%	100%	100%	100%	100%
Total Enrolled	1	1	1	4	1	1