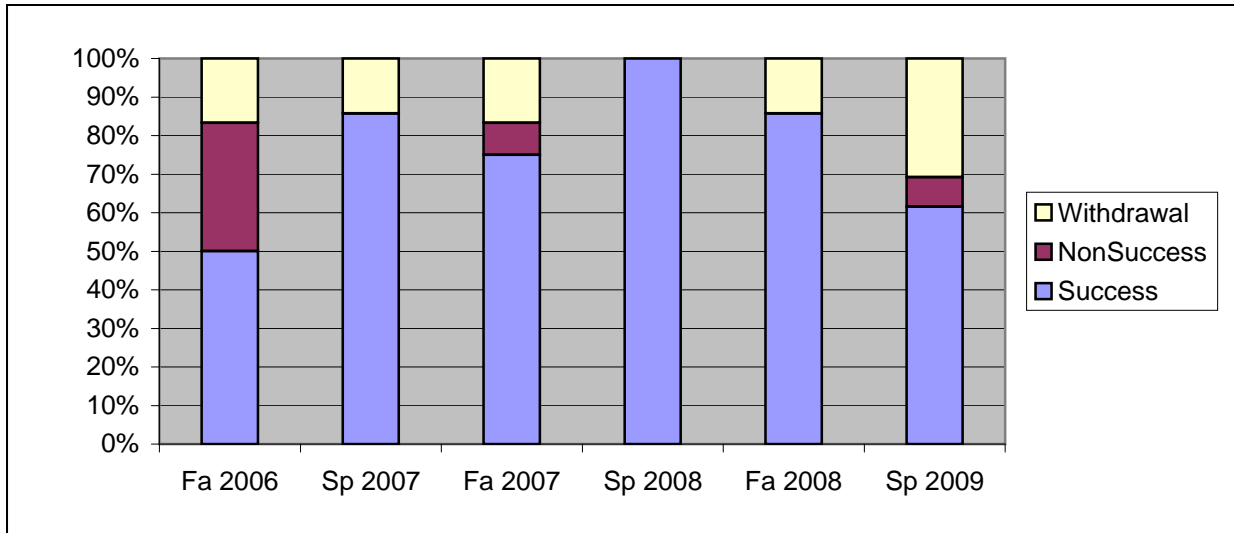
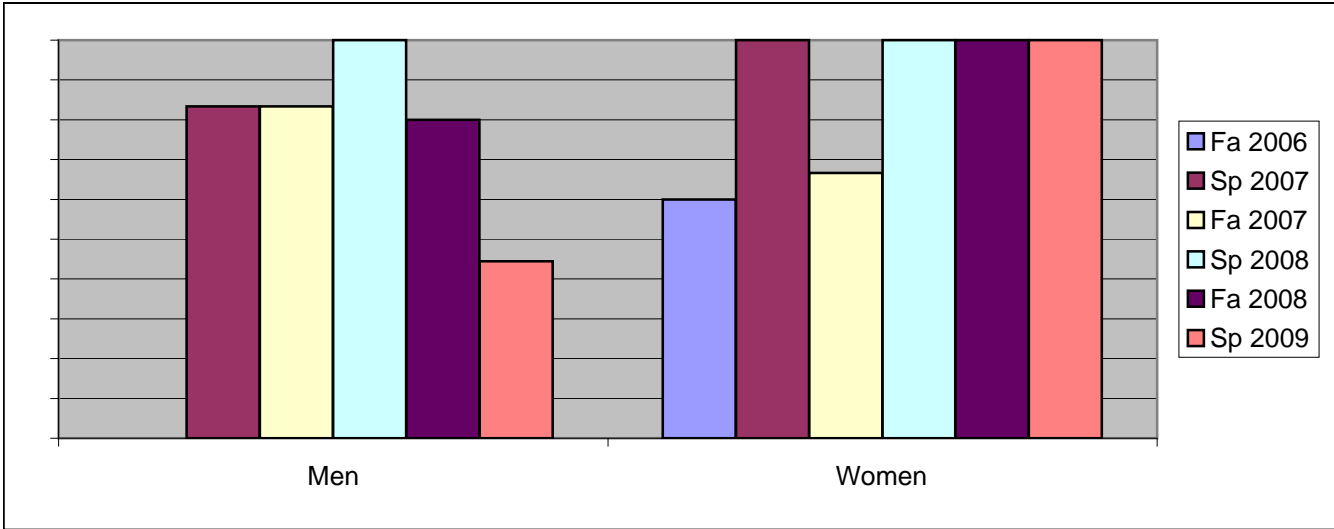


Chabot
 Success, Non-Success, and Withdrawal Rates By Semester
 Course: ART 3B



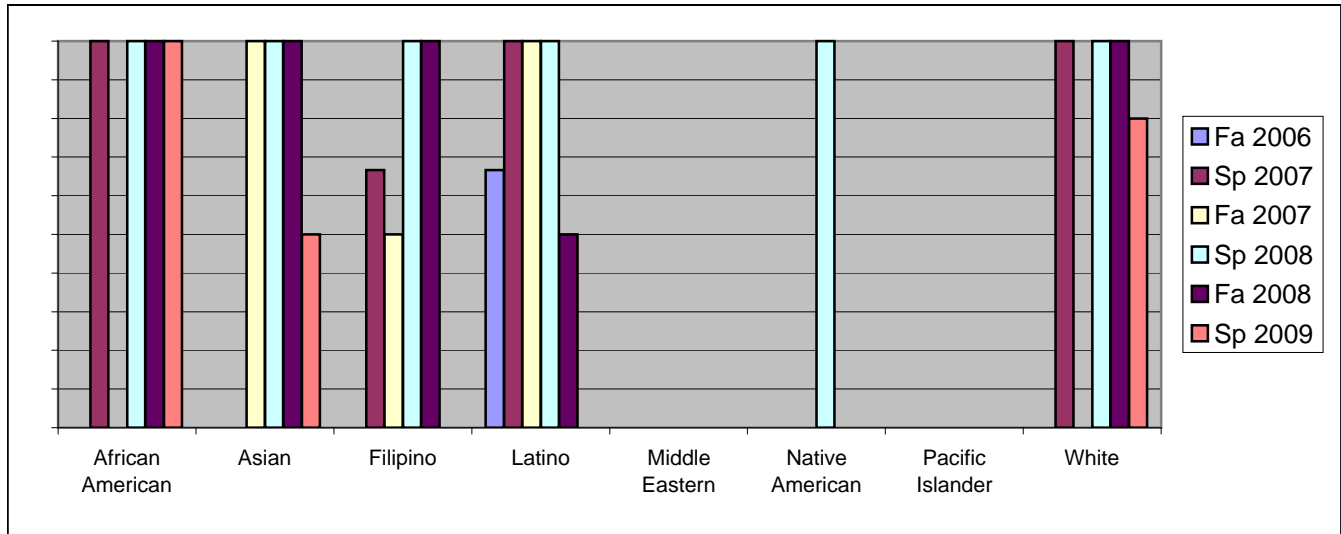
	Fa 2006	Sp 2007	Fa 2007	Sp 2008	Fa 2008	Sp 2009
Success	50%	86%	75%	100%	86%	62%
Non-Success	33%	0%	8%	0%	0%	8%
Withdrawal	17%	14%	17%	0%	14%	31%
Total Percent	100%	100%	100%	100%	100%	100%
Total Enrolled	6	7	12	12	7	13

Chabot
Success Rates By Gender and Semester
Course: ART 3B



	Fa 2006	Sp 2007	Fa 2007	Sp 2008	Fa 2008	Sp 2009
Men						
Success	0%	83%	83%	100%	80%	44%
Non-Success	100%	0%	0%	0%	0%	11%
Withdrawal	0%	17%	17%	0%	20%	44%
Total Percent	100%	100%	100%	100%	100%	100%
Total Enrolled	1	6	6	6	5	9
Women						
Success	60%	100%	67%	100%	100%	100%
Non-Success	20%	0%	17%	0%	0%	0%
Withdrawal	20%	0%	17%	0%	0%	0%
Total Percent	100%	100%	100%	100%	100%	100%
Total Enrolled	5	1	6	5	2	4

Chabot
Success Rates By Ethnicity and Semester
Course: ART 3B



	Fa 2006	Sp 2007	Fa 2007	Sp 2008	Fa 2008	Sp 2009
African American						
Success	0%	100%	0%	100%	100%	100%
Non-Success	0%	0%	0%	0%	0%	0%
Withdrawal	0%	0%	0%	0%	0%	0%
Total Percent	0%	100%	0%	100%	100%	100%
Total Enrolled	0	1	0	1	1	1
Asian						
Success	0%	0%	100%	100%	100%	50%
Non-Success	0%	0%	0%	0%	0%	50%
Withdrawal	0%	0%	0%	0%	0%	0%
Total Percent	0%	0%	100%	100%	100%	100%
Total Enrolled	0	0	2	1	2	2
Filipino						
Success	0%	67%	50%	100%	100%	0%
Non-Success	0%	0%	0%	0%	0%	0%
Withdrawal	0%	33%	50%	0%	0%	0%
Total Percent	0%	100%	100%	100%	100%	0%
Total Enrolled	0	3	2	1	1	0
Latino						
Success	67%	100%	100%	100%	50%	0%
Non-Success	33%	0%	0%	0%	0%	0%
Withdrawal	0%	0%	0%	0%	50%	100%
Total Percent	100%	100%	100%	100%	100%	100%
Total Enrolled	3	1	4	3	2	3
Middle Eastern						
Success	0%	0%	0%	0%	0%	0%
Non-Success	0%	0%	0%	0%	0%	0%
Withdrawal	0%	0%	0%	0%	0%	0%

Total Percent	0%	0%	0%	0%	0%	0%
Total Enrolled	0	0	0	0	0	0
Native American						
Success	0%	0%	0%	100%	0%	0%
Non-Success	0%	0%	0%	0%	0%	0%
Withdrawal	0%	0%	0%	0%	0%	0%
Total Percent	0%	0%	0%	100%	0%	0%
Total Enrolled	0	0	0	1	0	0
Pacific Islander						
Success	0%	0%	0%	0%	0%	0%
Non-Success	0%	0%	0%	0%	0%	0%
Withdrawal	0%	0%	0%	0%	0%	0%
Total Percent	0%	0%	0%	0%	0%	0%
Total Enrolled	0	0	0	0	0	0
White						
Success	0%	100%	0%	100%	100%	80%
Non-Success	0%	0%	50%	0%	0%	0%
Withdrawal	0%	0%	50%	0%	0%	20%
Total Percent	0%	100%	100%	100%	100%	100%
Total Enrolled	0	1	2	3	1	5