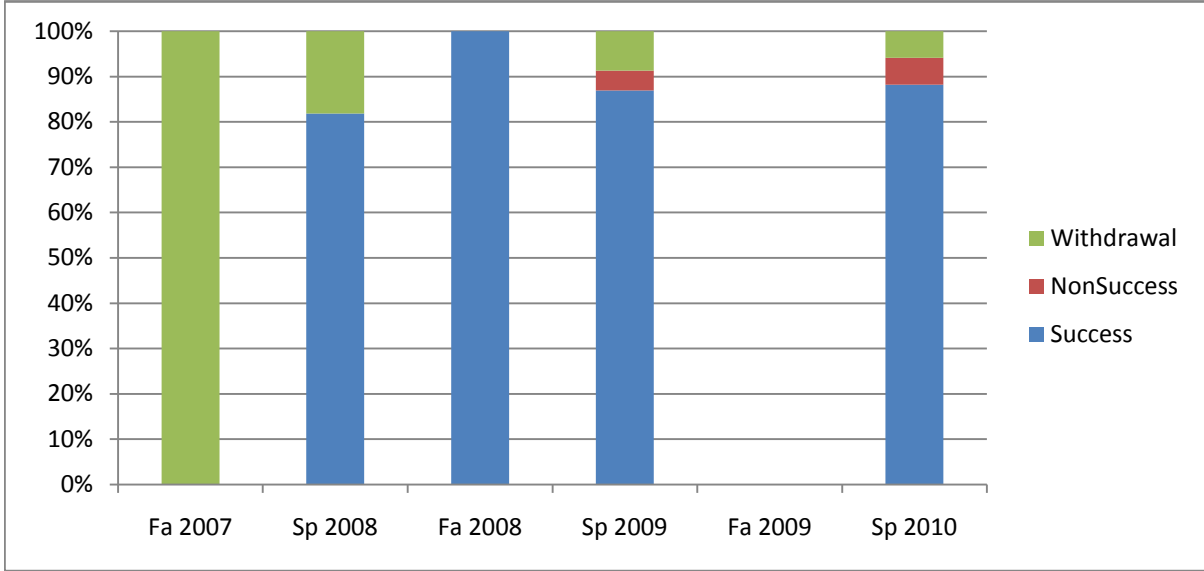
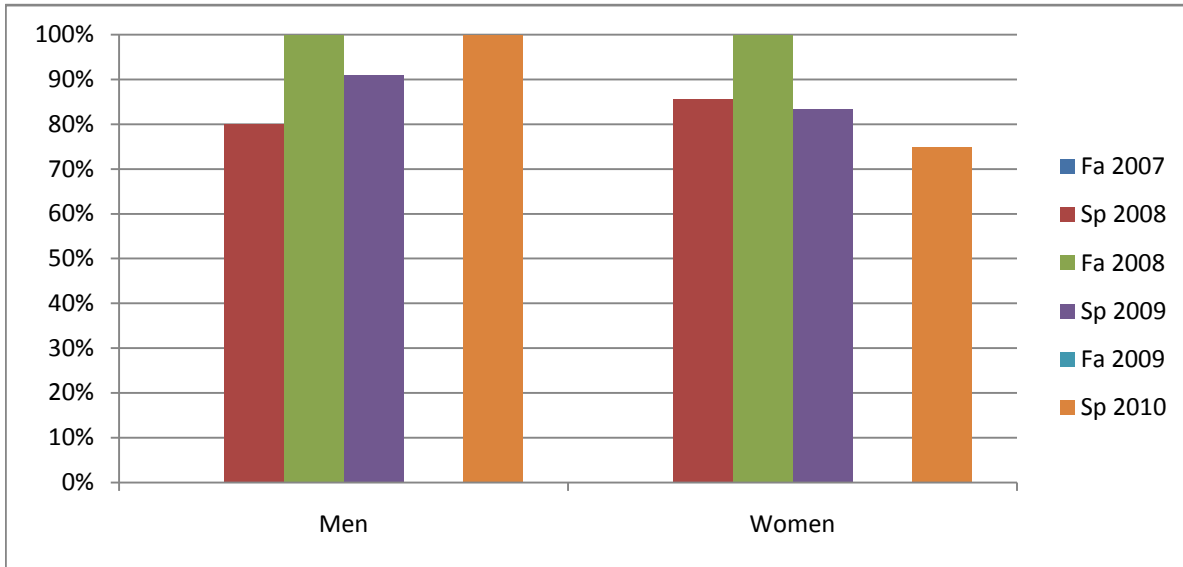


Chabot
 Success, Non-Success, and Withdrawal Rates By Semester
 Course: ART 2B



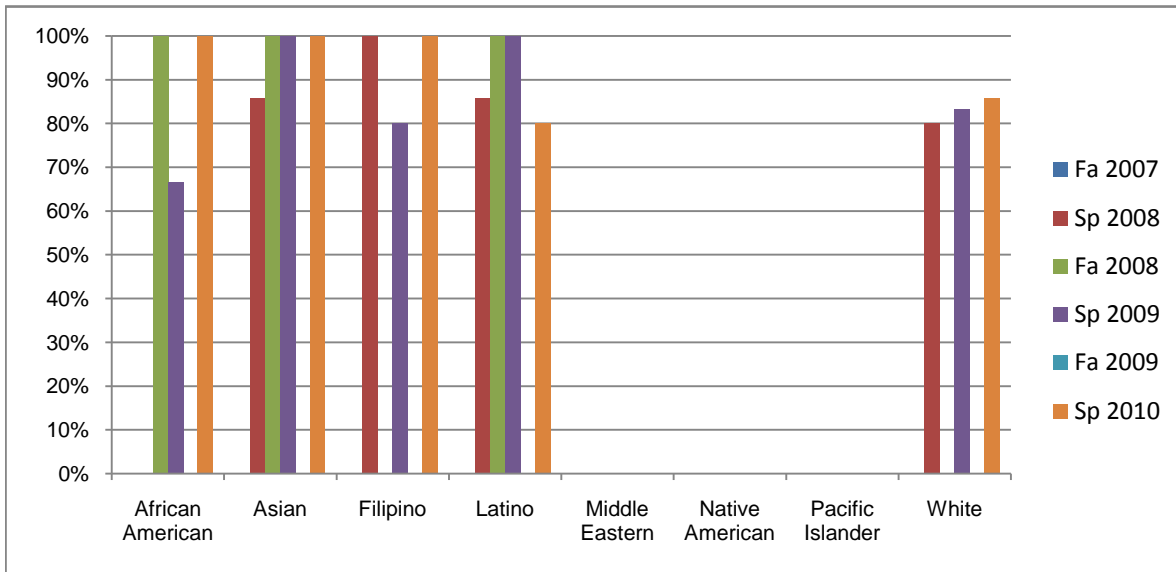
	Fa 2007	Sp 2008	Fa 2008	Sp 2009	Fa 2009	Sp 2010
Success	0%	82%	100%	87%	0%	88%
Non-Success	0%	0%	0%	4%	0%	6%
Withdrawal	100%	18%	0%	9%	0%	6%
Total Percent	100%	100%	100%	100%	0%	100%
Total Enrolled	1	22	5	23	0	17

Chabot
 Success Rates By Gender and Semester
 Course: ART 2B



	Fa 2007	Sp 2008	Fa 2008	Sp 2009	Fa 2009	Sp 2010
Men						
Success	0%	80%	100%	91%	0%	100%
Non-Success	0%	0%	0%	0%	0%	0%
Withdrawal	0%	20%	0%	9%	0%	0%
Total Percent	0%	100%	100%	100%	0%	100%
Total Enrolled	0	15	1	11	0	8
Women						
Success	0%	86%	100%	83%	0%	75%
Non-Success	0%	0%	0%	8%	0%	13%
Withdrawal	100%	14%	0%	8%	0%	13%
Total Percent	100%	100%	100%	100%	0%	100%
Total Enrolled	1	7	4	12	0	8

Chabot
Success Rates By Ethnicity and Semester
Course: ART 2B



	Fa 2007	Sp 2008	Fa 2008	Sp 2009	Fa 2009	Sp 2010
African American						
Success	0%	0%	100%	67%	0%	100%
Non-Success	0%	0%	0%	0%	0%	0%
Withdrawal	100%	100%	0%	33%	0%	0%
Total Percent	100%	100%	100%	100%	0%	100%
Total Enrolled	1	1	1	3	0	2
Asian						
Success	0%	86%	100%	100%	0%	100%
Non-Success	0%	0%	0%	0%	0%	0%
Withdrawal	0%	14%	0%	0%	0%	0%
Total Percent	0%	100%	100%	100%	0%	100%
Total Enrolled	0	7	2	5	0	1
Filipino						
Success	0%	100%	0%	80%	0%	100%
Non-Success	0%	0%	0%	0%	0%	0%
Withdrawal	0%	0%	0%	20%	0%	0%
Total Percent	0%	100%	0%	100%	0%	100%
Total Enrolled	0	2	0	5	0	1
Latino						
Success	0%	86%	100%	100%	0%	80%
Non-Success	0%	0%	0%	0%	0%	20%
Withdrawal	0%	14%	0%	0%	0%	0%
Total Percent	0%	100%	100%	100%	0%	100%
Total Enrolled	0	7	2	3	0	5
Middle Eastern						
Success	0%	0%	0%	0%	0%	0%
Non-Success	0%	0%	0%	0%	0%	0%
Withdrawal	0%	0%	0%	0%	0%	0%

Total Percent	0%	0%	0%	0%	0%	0%
Total Enrolled	0	0	0	0	0	0
Native American						
Success	0%	0%	0%	0%	0%	0%
Non-Success	0%	0%	0%	0%	0%	0%
Withdrawal	0%	0%	0%	0%	0%	0%
Total Percent	0%	0%	0%	0%	0%	0%
Total Enrolled	0	0	0	0	0	0
Pacific Islander						
Success	0%	0%	0%	0%	0%	0%
Non-Success	0%	0%	0%	0%	0%	0%
Withdrawal	0%	0%	0%	0%	0%	0%
Total Percent	0%	0%	0%	0%	0%	0%
Total Enrolled	0	0	0	0	0	0
White						
Success	0%	80%	0%	83%	0%	86%
Non-Success	0%	0%	0%	17%	0%	0%
Withdrawal	0%	20%	0%	0%	0%	14%
Total Percent	0%	100%	0%	100%	0%	100%
Total Enrolled	0	5	0	6	0	7