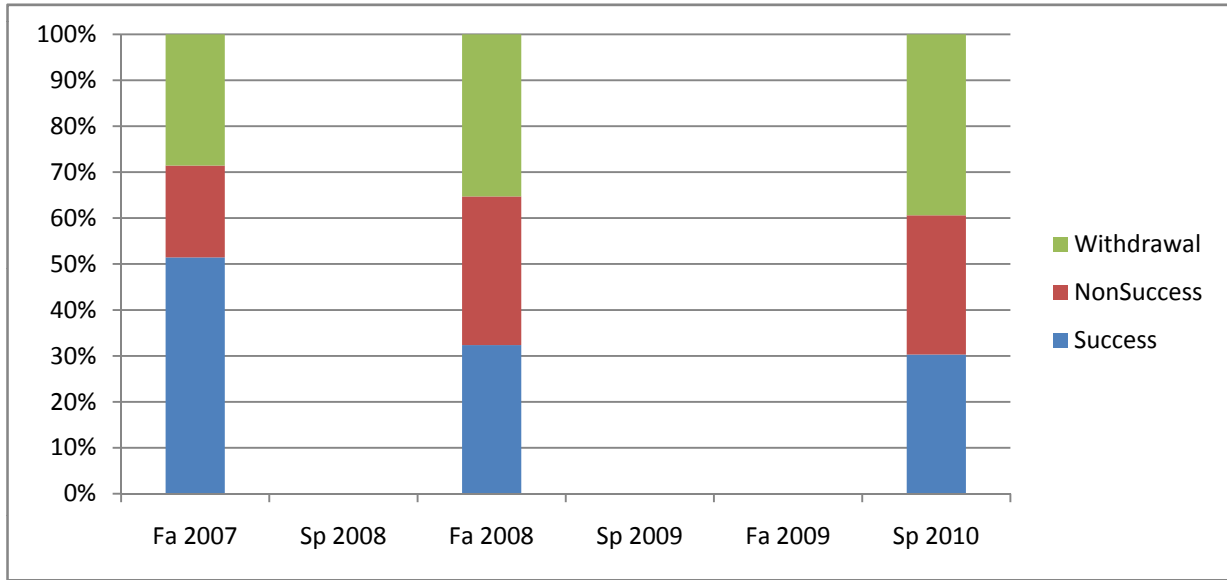
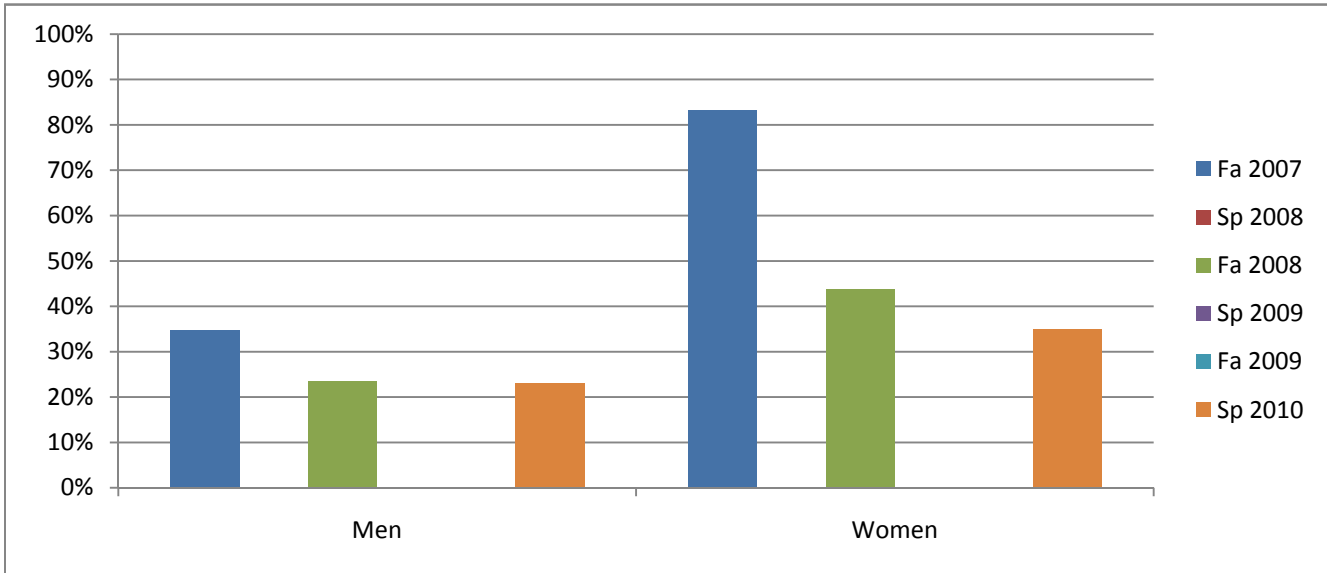


Chabot
 Success, Non-Success, and Withdrawal Rates By Semester
 Course: ART 55



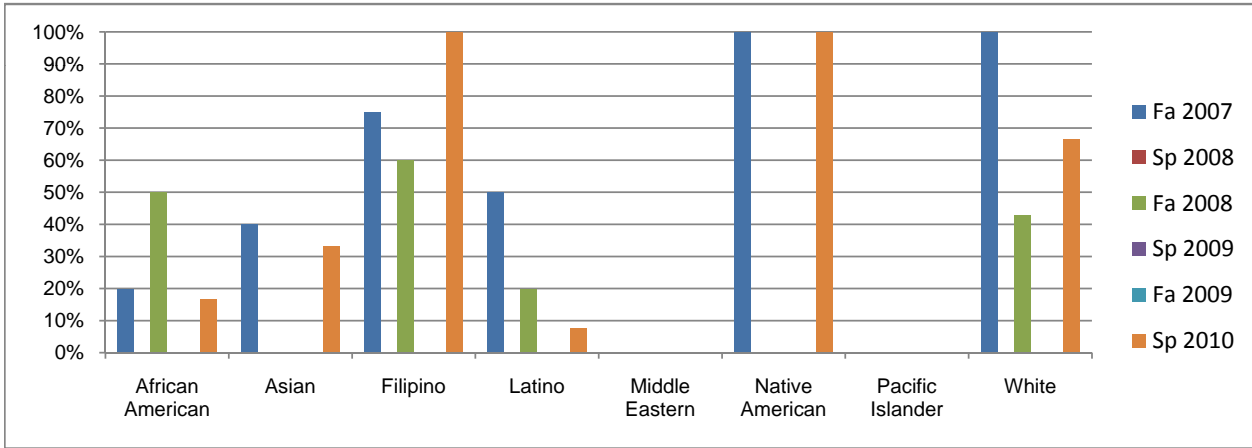
	Fa 2007	Sp 2008	Fa 2008	Sp 2009	Fa 2009	Sp 2010
Success	51%	0%	32%	0%	0%	30%
Non-Success	20%	0%	32%	0%	0%	30%
Withdrawal	29%	0%	35%	0%	0%	39%
Total Percent	100%	0%	100%	0%	0%	100%
Total Enrolled	35	0	34	0	0	33

Chabot
Success Rates By Gender and Semester
Course: ART 55



	Fa 2007	Sp 2008	Fa 2008	Sp 2009	Fa 2009	Sp 2010
Men						
Success	35%	0%	24%	0%	0%	23%
Non-Success	30%	0%	35%	0%	0%	23%
Withdrawal	35%	0%	41%	0%	0%	54%
Total Percent	100%	0%	100%	0%	0%	100%
Total Enrolled	23	0	17	0	0	13
Women						
Success	83%	0%	44%	0%	0%	35%
Non-Success	0%	0%	31%	0%	0%	35%
Withdrawal	17%	0%	25%	0%	0%	30%
Total Percent	100%	0%	100%	0%	0%	100%
Total Enrolled	12	0	16	0	0	20

Chabot
Success Rates By Ethnicity and Semester
Course: ART 55



	Fa 2007	Sp 2008	Fa 2008	Sp 2009	Fa 2009	Sp 2010
African American						
Success	20%	0%	50%	0%	0%	17%
Non-Success	20%	0%	0%	0%	0%	50%
Withdrawal	60%	0%	50%	0%	0%	33%
Total Percent	100%	0%	100%	0%	0%	100%
Total Enrolled	5	0	2	0	0	6
Asian						
Success	40%	0%	0%	0%	0%	33%
Non-Success	40%	0%	25%	0%	0%	0%
Withdrawal	20%	0%	75%	0%	0%	67%
Total Percent	100%	0%	100%	0%	0%	100%
Total Enrolled	5	0	4	0	0	3
Filipino						
Success	75%	0%	60%	0%	0%	100%
Non-Success	25%	0%	40%	0%	0%	0%
Withdrawal	0%	0%	0%	0%	0%	0%
Total Percent	100%	0%	100%	0%	0%	100%
Total Enrolled	4	0	5	0	0	2
Latino						
Success	50%	0%	20%	0%	0%	8%
Non-Success	20%	0%	30%	0%	0%	46%
Withdrawal	30%	0%	50%	0%	0%	46%
Total Percent	100%	0%	100%	0%	0%	100%
Total Enrolled	10	0	10	0	0	13
Middle Eastern						
Success	0%	0%	0%	0%	0%	0%
Non-Success	0%	0%	0%	0%	0%	0%
Withdrawal	0%	0%	0%	0%	0%	0%
Total Percent	0%	0%	0%	0%	0%	0%
Total Enrolled	0	0	0	0	0	0
Native American						
Success	100%	0%	0%	0%	0%	100%
Non-Success	0%	0%	100%	0%	0%	0%
Withdrawal	0%	0%	0%	0%	0%	0%
Total Percent	100%	0%	100%	0%	0%	100%
Total Enrolled	2	0	1	0	0	1
Pacific Islander						
Success	0%	0%	0%	0%	0%	0%
Non-Success	0%	0%	0%	0%	0%	0%
Withdrawal	0%	0%	0%	0%	0%	0%
Total Percent	0%	0%	0%	0%	0%	0%
Total Enrolled	0	0	0	0	0	0
White						
Success	100%	0%	43%	0%	0%	67%
Non-Success	0%	0%	29%	0%	0%	0%
Withdrawal	0%	0%	29%	0%	0%	33%
Total Percent	100%	0%	100%	0%	0%	100%
Total Enrolled	3	0	7	0	0	3