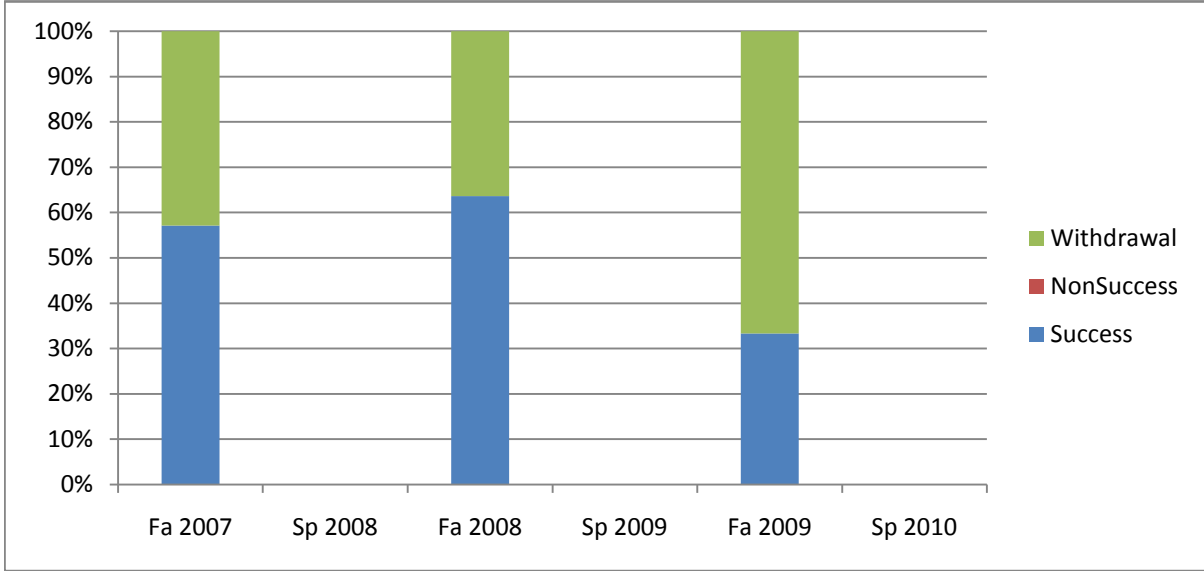
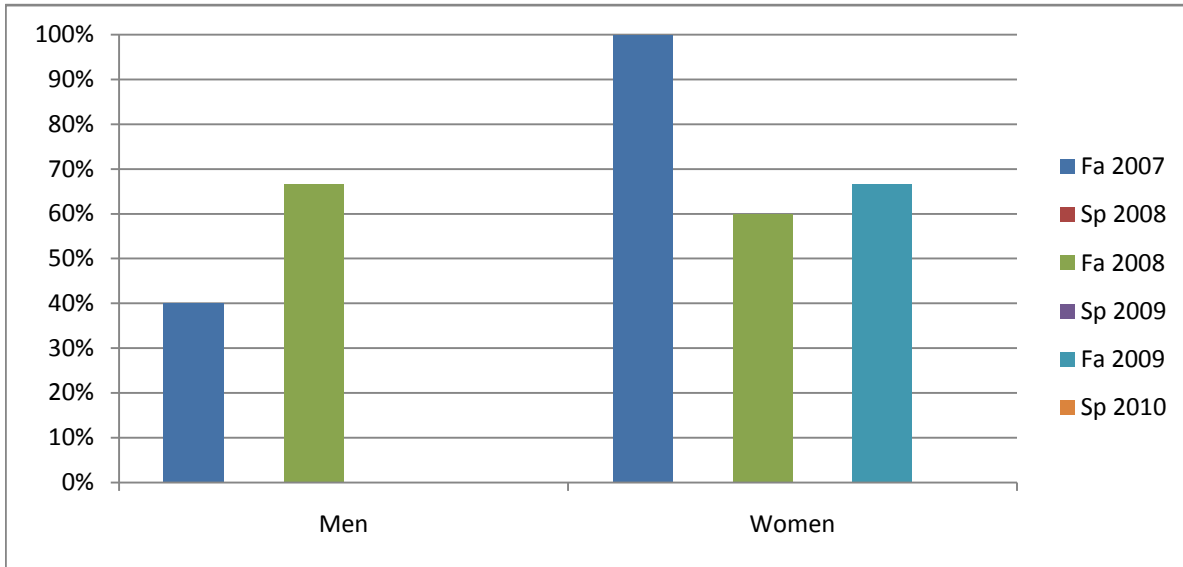


Chabot
 Success, Non-Success, and Withdrawal Rates By Semester
 Course: ART 61



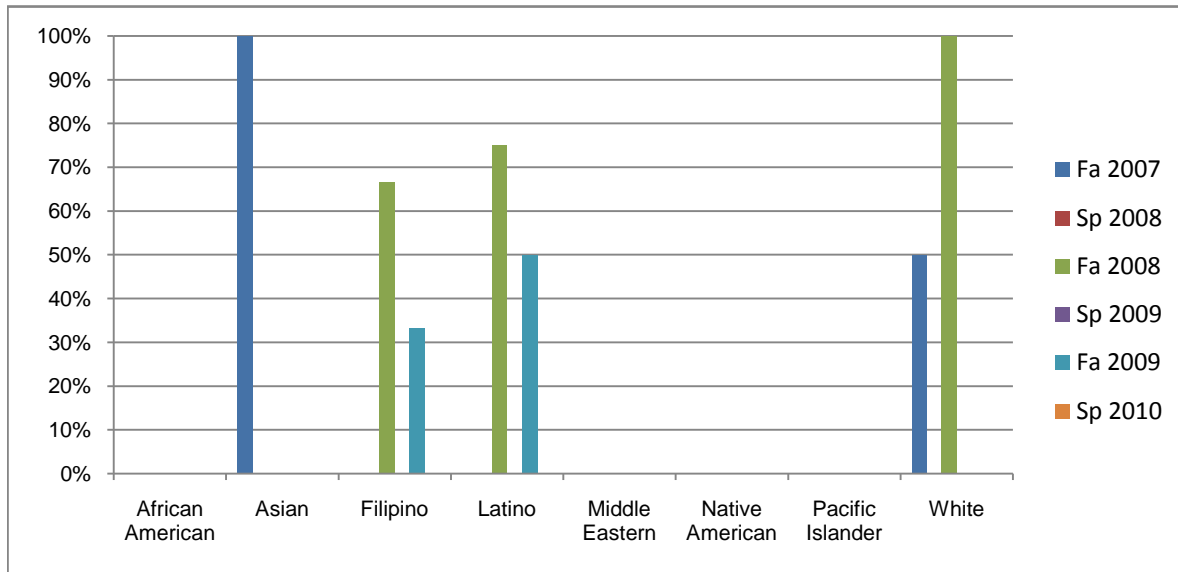
	Fa 2007	Sp 2008	Fa 2008	Sp 2009	Fa 2009	Sp 2010
Success	57%	0%	64%	0%	33%	0%
Non-Success	0%	0%	0%	0%	0%	0%
Withdrawal	43%	0%	36%	0%	67%	0%
Total Percent	100%	0%	100%	0%	100%	0%
Total Enrolled	7	0	11	0	6	0

Chabot
 Success Rates By Gender and Semester
 Course: ART 61



	Fa 2007	Sp 2008	Fa 2008	Sp 2009	Fa 2009	Sp 2010
Men						
Success	40%	0%	67%	0%	0%	0%
Non-Success	0%	0%	0%	0%	0%	0%
Withdrawal	60%	0%	33%	0%	100%	0%
Total Percent	100%	0%	100%	0%	100%	0%
Total Enrolled	5	0	6	0	3	0
Women						
Success	100%	0%	60%	0%	67%	0%
Non-Success	0%	0%	0%	0%	0%	0%
Withdrawal	0%	0%	40%	0%	33%	0%
Total Percent	100%	0%	100%	0%	100%	0%
Total Enrolled	2	0	5	0	3	0

Chabot
Success Rates By Ethnicity and Semester
Course: ART 61



	Fa 2007	Sp 2008	Fa 2008	Sp 2009	Fa 2009	Sp 2010
African American						
Success	0%	0%	0%	0%	0%	0%
Non-Success	0%	0%	0%	0%	0%	0%
Withdrawal	0%	0%	0%	0%	0%	0%
Total Percent	0%	0%	0%	0%	0%	0%
Total Enrolled	0	0	0	0	0	0
Asian						
Success	100%	0%	0%	0%	0%	0%
Non-Success	0%	0%	0%	0%	0%	0%
Withdrawal	0%	0%	100%	0%	0%	0%
Total Percent	100%	0%	100%	0%	0%	0%
Total Enrolled	1	0	2	0	0	0
Filipino						
Success	0%	0%	67%	0%	33%	0%
Non-Success	0%	0%	0%	0%	0%	0%
Withdrawal	100%	0%	33%	0%	67%	0%
Total Percent	100%	0%	100%	0%	100%	0%
Total Enrolled	1	0	3	0	3	0
Latino						
Success	0%	0%	75%	0%	50%	0%
Non-Success	0%	0%	0%	0%	0%	0%
Withdrawal	0%	0%	25%	0%	50%	0%
Total Percent	0%	0%	100%	0%	100%	0%
Total Enrolled	0	0	4	0	2	0
Middle Eastern						
Success	0%	0%	0%	0%	0%	0%
Non-Success	0%	0%	0%	0%	0%	0%
Withdrawal	0%	0%	0%	0%	0%	0%

Total Percent	0%	0%	0%	0%	0%	0%
Total Enrolled	0	0	0	0	0	0
Native American						
Success	0%	0%	0%	0%	0%	0%
Non-Success	0%	0%	0%	0%	0%	0%
Withdrawal	0%	0%	0%	0%	0%	0%
Total Percent	0%	0%	0%	0%	0%	0%
Total Enrolled	0	0	0	0	0	0
Pacific Islander						
Success	0%	0%	0%	0%	0%	0%
Non-Success	0%	0%	0%	0%	0%	0%
Withdrawal	0%	0%	0%	0%	0%	0%
Total Percent	0%	0%	0%	0%	0%	0%
Total Enrolled	0	0	0	0	0	0
White						
Success	50%	0%	100%	0%	0%	0%
Non-Success	0%	0%	0%	0%	0%	0%
Withdrawal	50%	0%	0%	0%	100%	0%
Total Percent	100%	0%	100%	0%	100%	0%
Total Enrolled	2	0	1	0	1	0