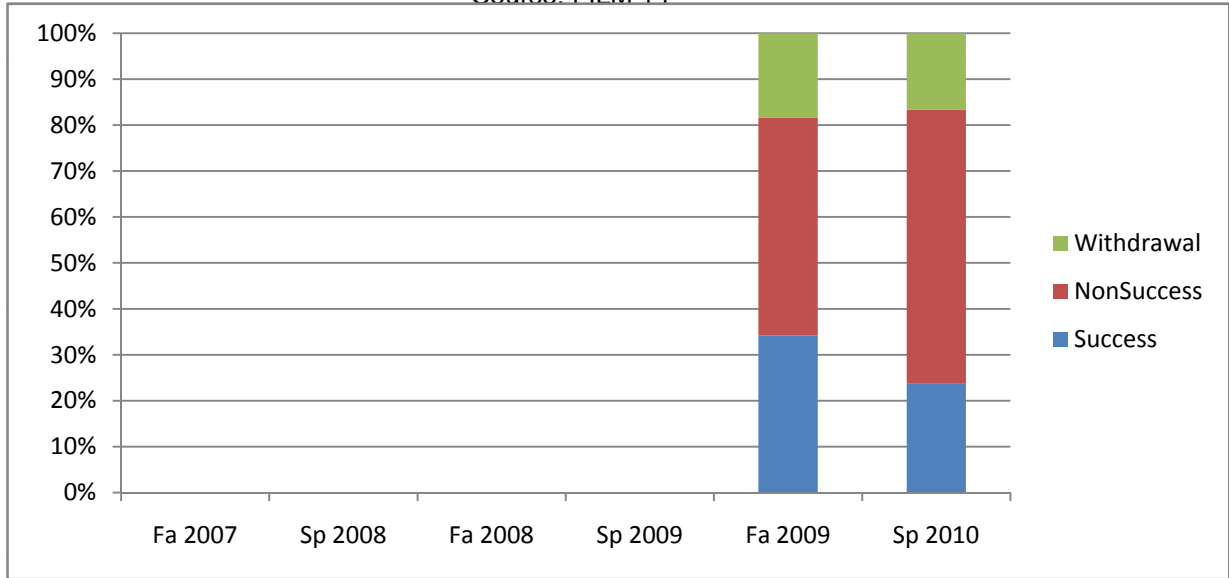
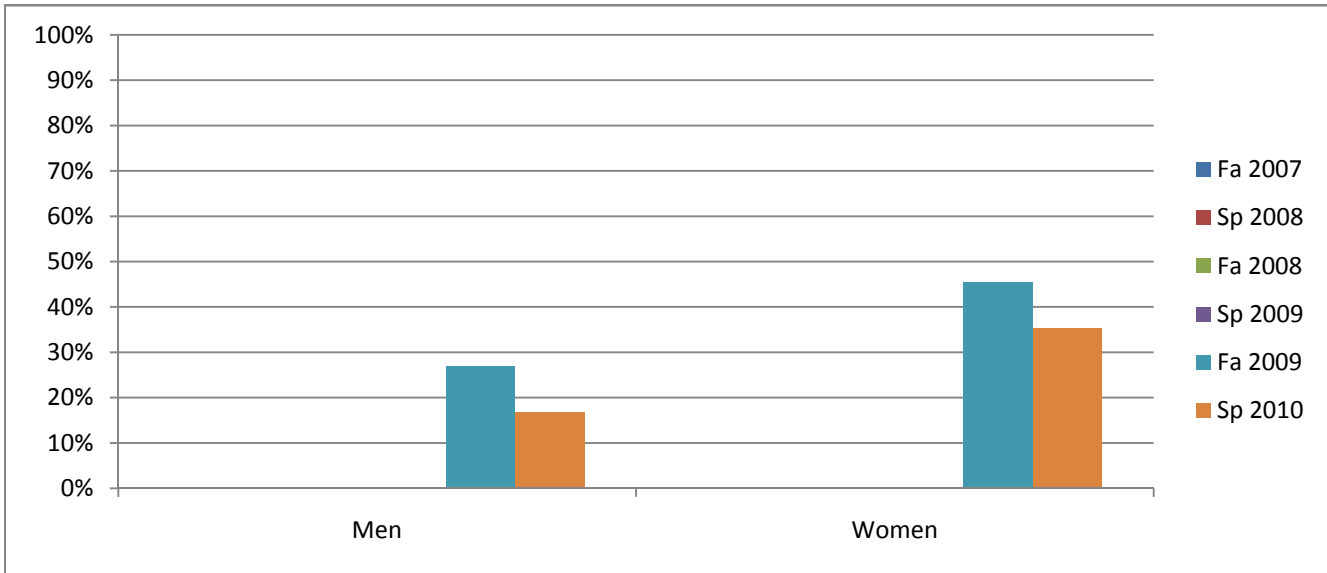


Chabot  
 Success, Non-Success, and Withdrawal Rates By Semester  
 Course: FILM 14



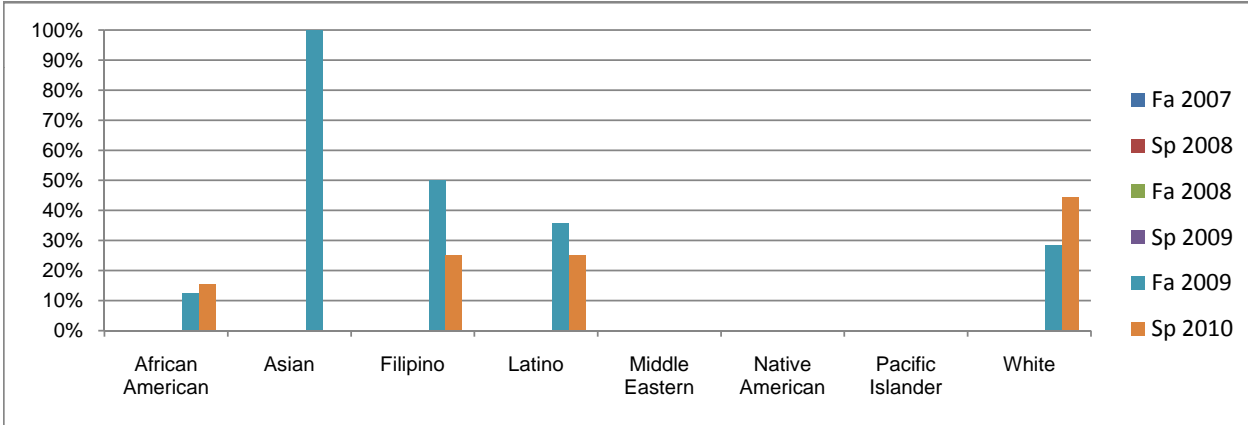
	Fa 2007	Sp 2008	Fa 2008	Sp 2009	Fa 2009	Sp 2010
Success	0%	0%	0%	0%	34%	24%
Non-Success	0%	0%	0%	0%	47%	60%
Withdrawal	0%	0%	0%	0%	18%	17%
Total Percent	0%	0%	0%	0%	100%	100%
Total Enrolled	<b>0</b>	<b>0</b>	<b>0</b>	<b>0</b>	<b>38</b>	<b>42</b>

Chabot  
Success Rates By Gender and Semester  
Course: FILM 14



	Fa 2007	Sp 2008	Fa 2008	Sp 2009	Fa 2009	Sp 2010
<b>Men</b>						
Success	0%	0%	0%	0%	27%	17%
Non-Success	0%	0%	0%	0%	50%	54%
Withdrawal	0%	0%	0%	0%	23%	29%
Total Percent	0%	0%	0%	0%	100%	100%
Total Enrolled	<b>0</b>	<b>0</b>	<b>0</b>	<b>0</b>	<b>26</b>	<b>24</b>
<b>Women</b>						
Success	0%	0%	0%	0%	45%	35%
Non-Success	0%	0%	0%	0%	45%	65%
Withdrawal	0%	0%	0%	0%	9%	0%
Total Percent	0%	0%	0%	0%	100%	100%
Total Enrolled	<b>0</b>	<b>0</b>	<b>0</b>	<b>0</b>	<b>11</b>	<b>17</b>

Chabot  
Success Rates By Ethnicity and Semester  
Course: FILM 14



	Fa 2007	Sp 2008	Fa 2008	Sp 2009	Fa 2009	Sp 2010
<b>African American</b>						
Success	0%	0%	0%	0%	13%	15%
Non-Success	0%	0%	0%	0%	63%	85%
Withdrawal	0%	0%	0%	0%	25%	0%
Total Percent	0%	0%	0%	0%	100%	100%
Total Enrolled	0	0	0	0	8	13
<b>Asian</b>						
Success	0%	0%	0%	0%	100%	0%
Non-Success	0%	0%	0%	0%	0%	67%
Withdrawal	0%	0%	0%	0%	0%	33%
Total Percent	0%	0%	0%	0%	100%	100%
Total Enrolled	0	0	0	0	2	3
<b>Filipino</b>						
Success	0%	0%	0%	0%	50%	25%
Non-Success	0%	0%	0%	0%	0%	25%
Withdrawal	0%	0%	0%	0%	50%	50%
Total Percent	0%	0%	0%	0%	100%	100%
Total Enrolled	0	0	0	0	2	4
<b>Latino</b>						
Success	0%	0%	0%	0%	36%	25%
Non-Success	0%	0%	0%	0%	50%	50%
Withdrawal	0%	0%	0%	0%	14%	25%
Total Percent	0%	0%	0%	0%	100%	100%
Total Enrolled	0	0	0	0	14	8
<b>Middle Eastern</b>						
Success	0%	0%	0%	0%	0%	0%
Non-Success	0%	0%	0%	0%	0%	0%
Withdrawal	0%	0%	0%	0%	0%	0%
Total Percent	0%	0%	0%	0%	0%	0%
Total Enrolled	0	0	0	0	0	0
<b>Native American</b>						
Success	0%	0%	0%	0%	0%	0%
Non-Success	0%	0%	0%	0%	0%	0%
Withdrawal	0%	0%	0%	0%	0%	0%
Total Percent	0%	0%	0%	0%	0%	0%
Total Enrolled	0	0	0	0	0	0
<b>Pacific Islander</b>						
Success	0%	0%	0%	0%	0%	0%
Non-Success	0%	0%	0%	0%	100%	0%
Withdrawal	0%	0%	0%	0%	0%	0%
Total Percent	0%	0%	0%	0%	100%	0%
Total Enrolled	0	0	0	0	1	0
<b>White</b>						
Success	0%	0%	0%	0%	29%	44%
Non-Success	0%	0%	0%	0%	57%	56%
Withdrawal	0%	0%	0%	0%	14%	0%
Total Percent	0%	0%	0%	0%	100%	100%
Total Enrolled	0	0	0	0	7	9