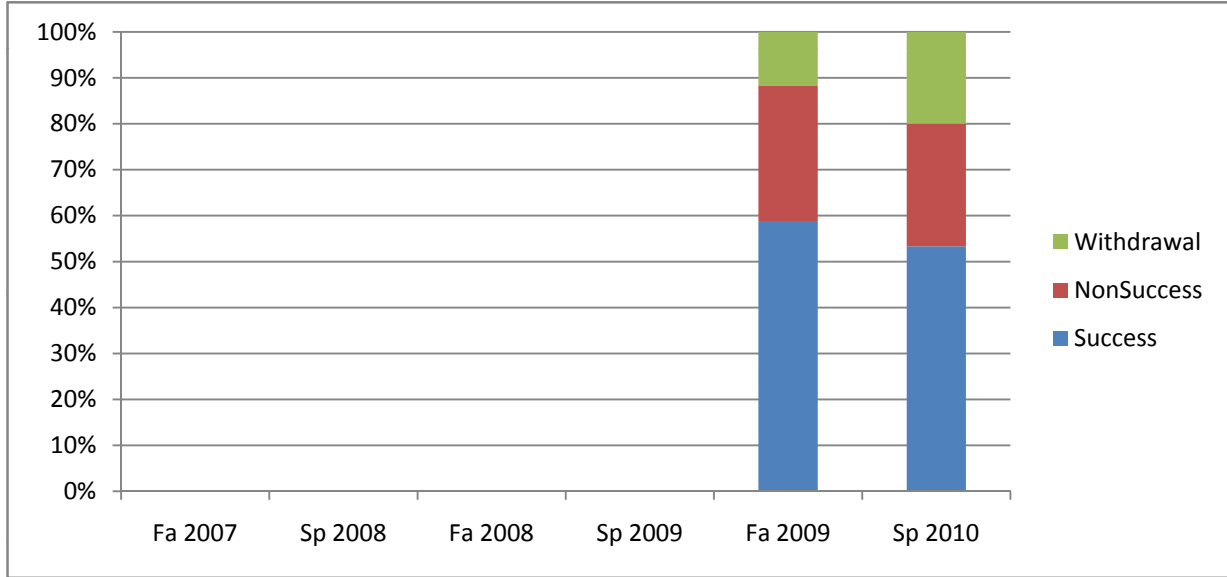
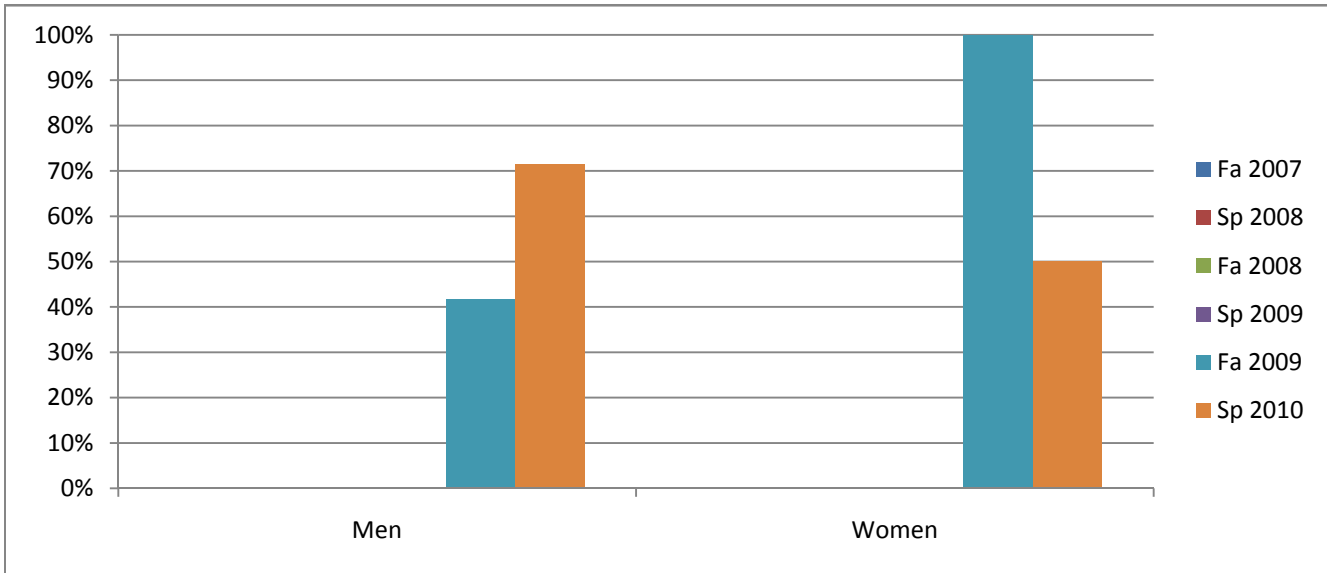


Chabot
 Success, Non-Success, and Withdrawal Rates By Semester
 Course: FILM 9



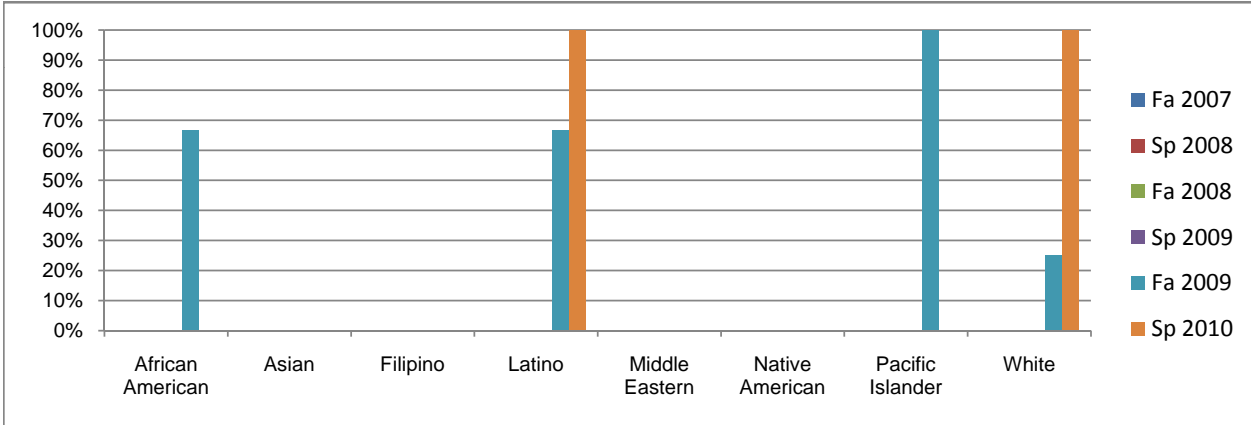
	Fa 2007	Sp 2008	Fa 2008	Sp 2009	Fa 2009	Sp 2010
Success	0%	0%	0%	0%	59%	53%
Non-Success	0%	0%	0%	0%	29%	27%
Withdrawal	0%	0%	0%	0%	12%	20%
Total Percent	0%	0%	0%	0%	100%	100%
Total Enrolled	0	0	0	0	17	15

Chabot
Success Rates By Gender and Semester
Course: FILM 9



	Fa 2007	Sp 2008	Fa 2008	Sp 2009	Fa 2009	Sp 2010
Men						
Success	0%	0%	0%	0%	42%	71%
Non-Success	0%	0%	0%	0%	42%	14%
Withdrawal	0%	0%	0%	0%	17%	14%
Total Percent	0%	0%	0%	0%	100%	100%
Total Enrolled	0	0	0	0	12	7
Women						
Success	0%	0%	0%	0%	100%	50%
Non-Success	0%	0%	0%	0%	0%	33%
Withdrawal	0%	0%	0%	0%	0%	17%
Total Percent	0%	0%	0%	0%	100%	100%
Total Enrolled	0	0	0	0	5	6

Chabot
Success Rates By Ethnicity and Semester
Course: FILM 9



	Fa 2007	Sp 2008	Fa 2008	Sp 2009	Fa 2009	Sp 2010
African American						
Success	0%	0%	0%	0%	67%	0%
Non-Success	0%	0%	0%	0%	33%	60%
Withdrawal	0%	0%	0%	0%	0%	40%
Total Percent	0%	0%	0%	0%	100%	100%
Total Enrolled	0	0	0	0	3	5
Asian						
Success	0%	0%	0%	0%	0%	0%
Non-Success	0%	0%	0%	0%	0%	100%
Withdrawal	0%	0%	0%	0%	0%	0%
Total Percent	0%	0%	0%	0%	0%	100%
Total Enrolled	0	0	0	0	0	1
Filipino						
Success	0%	0%	0%	0%	0%	0%
Non-Success	0%	0%	0%	0%	0%	0%
Withdrawal	0%	0%	0%	0%	0%	0%
Total Percent	0%	0%	0%	0%	0%	0%
Total Enrolled	0	0	0	0	0	0
Latino						
Success	0%	0%	0%	0%	67%	100%
Non-Success	0%	0%	0%	0%	22%	0%
Withdrawal	0%	0%	0%	0%	11%	0%
Total Percent	0%	0%	0%	0%	100%	100%
Total Enrolled	0	0	0	0	9	4
Middle Eastern						
Success	0%	0%	0%	0%	0%	0%
Non-Success	0%	0%	0%	0%	0%	0%
Withdrawal	0%	0%	0%	0%	0%	0%
Total Percent	0%	0%	0%	0%	0%	0%
Total Enrolled	0	0	0	0	0	0
Native American						
Success	0%	0%	0%	0%	0%	0%
Non-Success	0%	0%	0%	0%	0%	0%
Withdrawal	0%	0%	0%	0%	0%	0%
Total Percent	0%	0%	0%	0%	0%	0%
Total Enrolled	0	0	0	0	0	0
Pacific Islander						
Success	0%	0%	0%	0%	100%	0%
Non-Success	0%	0%	0%	0%	0%	0%
Withdrawal	0%	0%	0%	0%	0%	0%
Total Percent	0%	0%	0%	0%	100%	0%
Total Enrolled	0	0	0	0	1	0
White						
Success	0%	0%	0%	0%	25%	100%
Non-Success	0%	0%	0%	0%	50%	0%
Withdrawal	0%	0%	0%	0%	25%	0%
Total Percent	0%	0%	0%	0%	100%	100%
Total Enrolled	0	0	0	0	4	4