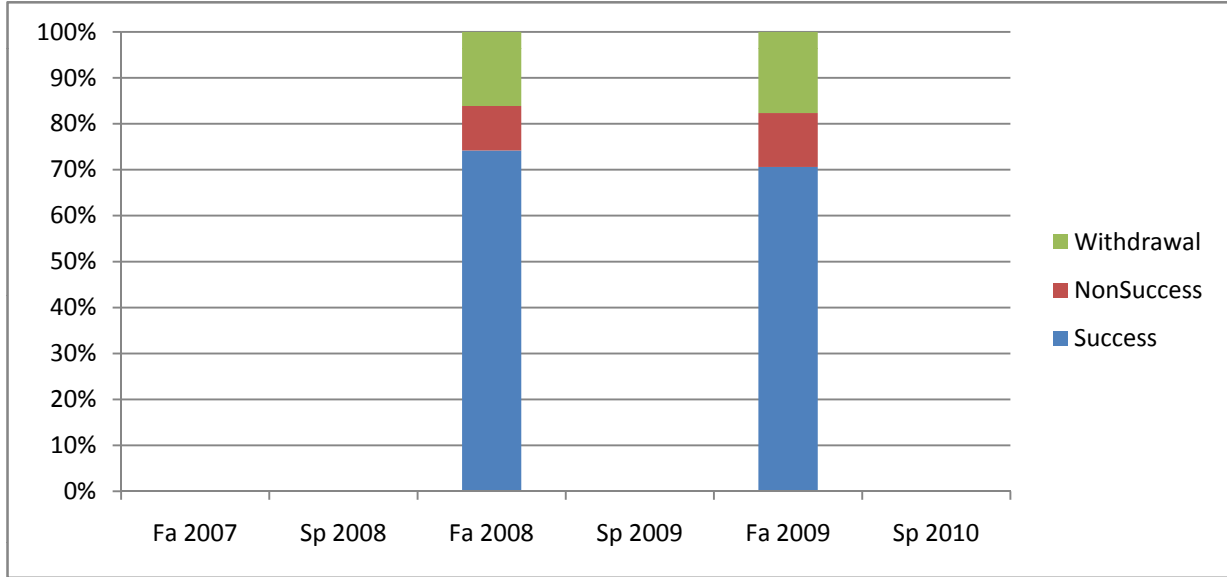
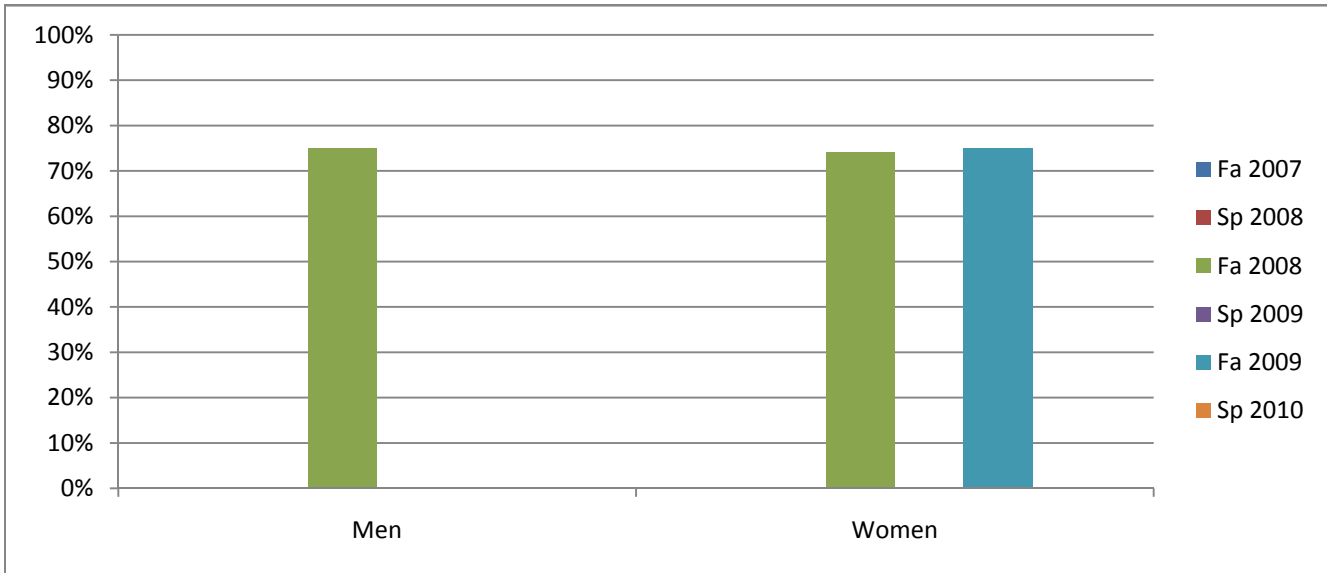


Chabot  
 Success, Non-Success, and Withdrawal Rates By Semester  
 Course: INTD 52



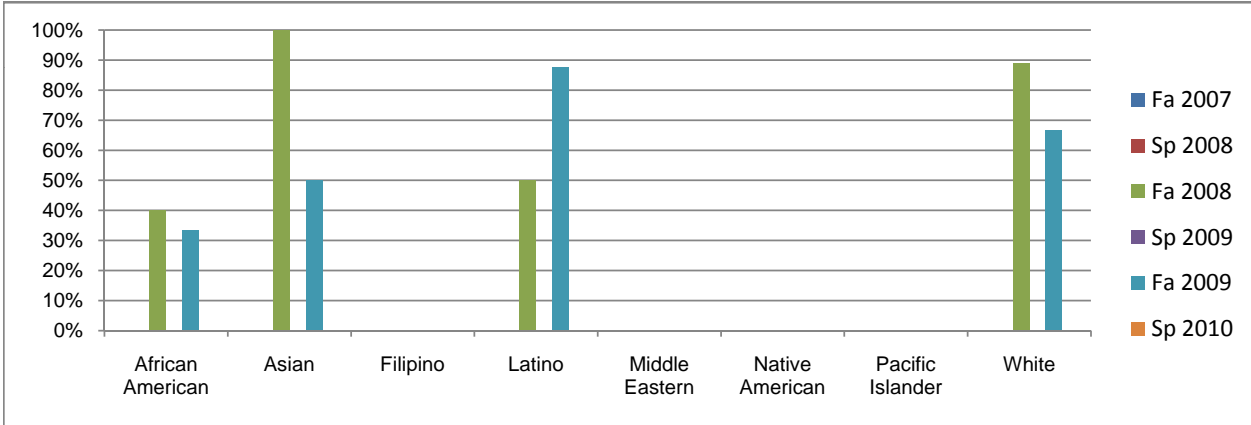
	Fa 2007	Sp 2008	Fa 2008	Sp 2009	Fa 2009	Sp 2010
Success	0%	0%	74%	0%	71%	0%
Non-Success	0%	0%	10%	0%	12%	0%
Withdrawal	0%	0%	16%	0%	18%	0%
Total Percent	0%	0%	100%	0%	100%	0%
Total Enrolled	<b>0</b>	<b>0</b>	<b>31</b>	<b>0</b>	<b>17</b>	<b>0</b>

Chabot  
Success Rates By Gender and Semester  
Course: INTD 52



	Fa 2007	Sp 2008	Fa 2008	Sp 2009	Fa 2009	Sp 2010
<b>Men</b>						
Success	0%	0%	75%	0%	0%	0%
Non-Success	0%	0%	0%	0%	0%	0%
Withdrawal	0%	0%	25%	0%	100%	0%
Total Percent	0%	0%	100%	0%	100%	0%
Total Enrolled	<b>0</b>	<b>0</b>	<b>4</b>	<b>0</b>	<b>1</b>	<b>0</b>
<b>Women</b>						
Success	0%	0%	74%	0%	75%	0%
Non-Success	0%	0%	11%	0%	13%	0%
Withdrawal	0%	0%	15%	0%	13%	0%
Total Percent	0%	0%	100%	0%	100%	0%
Total Enrolled	<b>0</b>	<b>0</b>	<b>27</b>	<b>0</b>	<b>16</b>	<b>0</b>

Chabot  
Success Rates By Ethnicity and Semester  
Course: INTD 52



	Fa 2007	Sp 2008	Fa 2008	Sp 2009	Fa 2009	Sp 2010
<b>African American</b>						
Success	0%	0%	40%	0%	33%	0%
Non-Success	0%	0%	20%	0%	33%	0%
Withdrawal	0%	0%	40%	0%	33%	0%
Total Percent	0%	0%	100%	0%	100%	0%
Total Enrolled	0	0	5	0	3	0
<b>Asian</b>						
Success	0%	0%	100%	0%	50%	0%
Non-Success	0%	0%	0%	0%	50%	0%
Withdrawal	0%	0%	0%	0%	0%	0%
Total Percent	0%	0%	100%	0%	100%	0%
Total Enrolled	0	0	8	0	2	0
<b>Filipino</b>						
Success	0%	0%	0%	0%	0%	0%
Non-Success	0%	0%	0%	0%	0%	0%
Withdrawal	0%	0%	0%	0%	0%	0%
Total Percent	0%	0%	0%	0%	0%	0%
Total Enrolled	0	0	0	0	0	0
<b>Latino</b>						
Success	0%	0%	50%	0%	88%	0%
Non-Success	0%	0%	13%	0%	0%	0%
Withdrawal	0%	0%	38%	0%	13%	0%
Total Percent	0%	0%	100%	0%	100%	0%
Total Enrolled	0	0	8	0	8	0
<b>Middle Eastern</b>						
Success	0%	0%	0%	0%	0%	0%
Non-Success	0%	0%	0%	0%	0%	0%
Withdrawal	0%	0%	0%	0%	0%	0%
Total Percent	0%	0%	0%	0%	0%	0%
Total Enrolled	0	0	0	0	0	0
<b>Native American</b>						
Success	0%	0%	0%	0%	0%	0%
Non-Success	0%	0%	0%	0%	0%	0%
Withdrawal	0%	0%	0%	0%	0%	0%
Total Percent	0%	0%	0%	0%	0%	0%
Total Enrolled	0	0	0	0	0	0
<b>Pacific Islander</b>						
Success	0%	0%	0%	0%	0%	0%
Non-Success	0%	0%	0%	0%	0%	0%
Withdrawal	0%	0%	0%	0%	0%	0%
Total Percent	0%	0%	0%	0%	0%	0%
Total Enrolled	0	0	0	0	0	0
<b>White</b>						
Success	0%	0%	89%	0%	67%	0%
Non-Success	0%	0%	11%	0%	0%	0%
Withdrawal	0%	0%	0%	0%	33%	0%
Total Percent	0%	0%	100%	0%	100%	0%
Total Enrolled	0	0	9	0	3	0