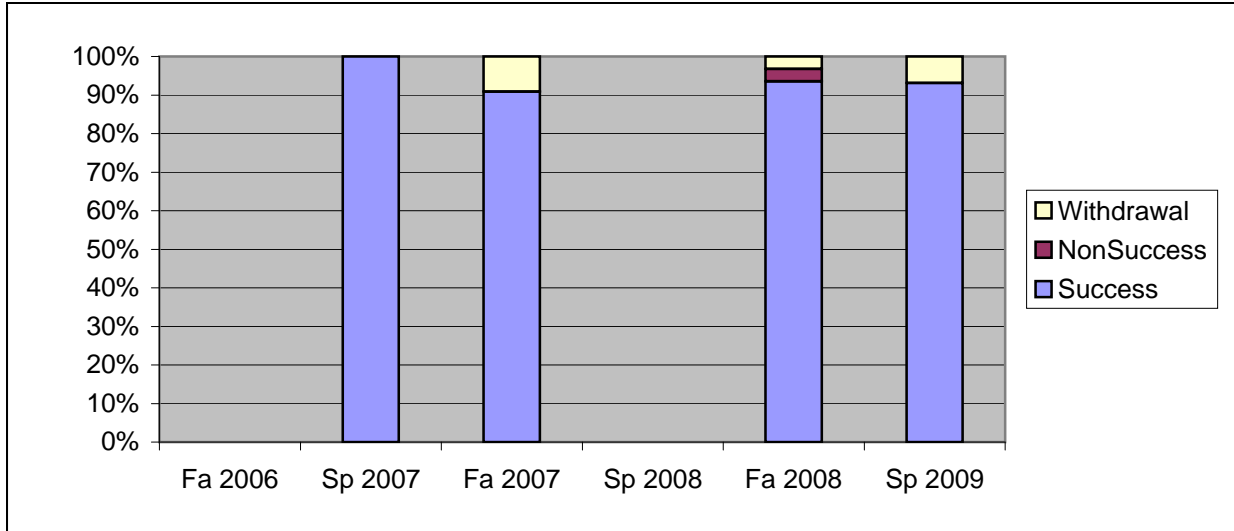
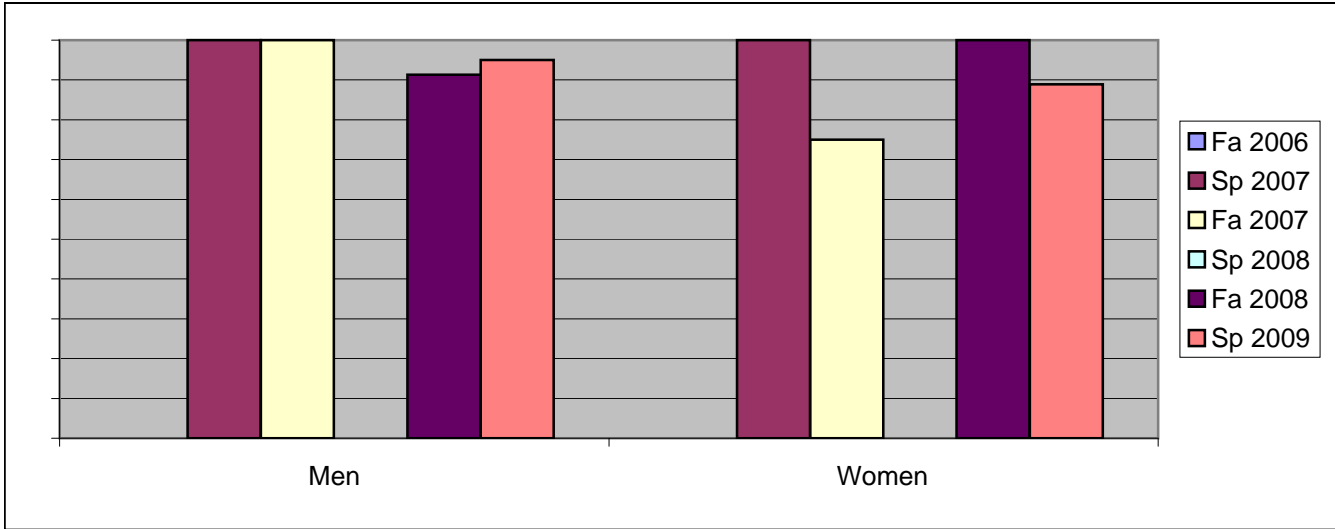


Chabot
 Success, Non-Success, and Withdrawal Rates By Semester
 Course: MCOM 9



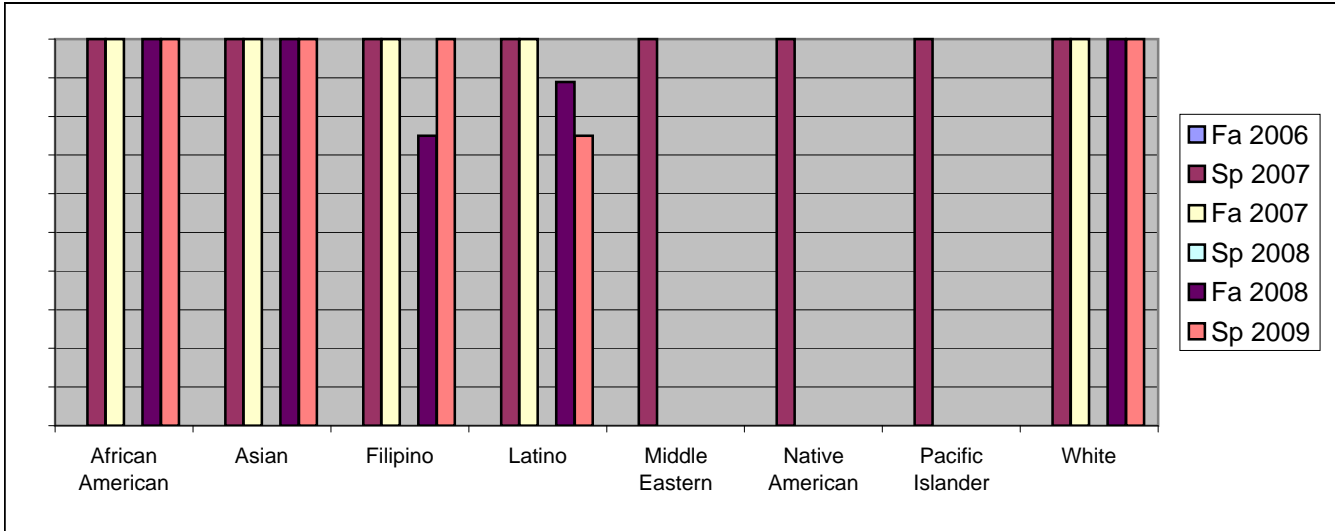
	Fa 2006	Sp 2007	Fa 2007	Sp 2008	Fa 2008	Sp 2009
Success	0%	100%	91%	0%	94%	93%
Non-Success	0%	0%	0%	0%	3%	0%
Withdrawal	0%	0%	9%	0%	3%	7%
Total Percent	0%	100%	100%	0%	100%	100%
Total Enrolled	0	29	22	0	31	29

Chabot
Success Rates By Gender and Semester
Course: MCOM 9



	Fa 2006	Sp 2007	Fa 2007	Sp 2008	Fa 2008	Sp 2009
Men						
Success	0%	100%	100%	0%	91%	95%
Non-Success	0%	0%	0%	0%	4%	0%
Withdrawal	0%	0%	0%	0%	4%	5%
Total Percent	0%	100%	100%	0%	100%	100%
Total Enrolled	0	19	14	0	23	20
Women						
Success	0%	100%	75%	0%	100%	89%
Non-Success	0%	0%	0%	0%	0%	0%
Withdrawal	0%	0%	25%	0%	0%	11%
Total Percent	0%	100%	100%	0%	100%	100%
Total Enrolled	0	10	8	0	8	9

Chabot
Success Rates By Ethnicity and Semester
Course: MCOM 9



	Fa 2006	Sp 2007	Fa 2007	Sp 2008	Fa 2008	Sp 2009
African American						
Success	0%	100%	100%	0%	100%	100%
Non-Success	0%	0%	0%	0%	0%	0%
Withdrawal	0%	0%	0%	0%	0%	0%
Total Percent	0%	100%	100%	0%	100%	100%
Total Enrolled	0	6	5	0	9	9
Asian						
Success	0%	100%	100%	0%	100%	100%
Non-Success	0%	0%	0%	0%	0%	0%
Withdrawal	0%	0%	0%	0%	0%	0%
Total Percent	0%	100%	100%	0%	100%	100%
Total Enrolled	0	2	1	0	3	4
Filipino						
Success	0%	100%	100%	0%	75%	100%
Non-Success	0%	0%	0%	0%	25%	0%
Withdrawal	0%	0%	0%	0%	0%	0%
Total Percent	0%	100%	100%	0%	100%	100%
Total Enrolled	0	3	2	0	4	4
Latino						
Success	0%	100%	100%	0%	89%	75%
Non-Success	0%	0%	0%	0%	0%	0%
Withdrawal	0%	0%	0%	0%	11%	25%
Total Percent	0%	100%	100%	0%	100%	100%
Total Enrolled	0	6	8	0	9	8
Middle Eastern						
Success	0%	100%	0%	0%	0%	0%
Non-Success	0%	0%	0%	0%	0%	0%
Withdrawal	0%	0%	0%	0%	0%	0%
Total Percent	0%	100%	0%	0%	0%	0%
Total Enrolled	0	1	0	0	0	0
Native American						
Success	0%	100%	0%	0%	0%	0%
Non-Success	0%	0%	0%	0%	0%	0%
Withdrawal	0%	0%	0%	0%	0%	0%

Total Percent	0%	100%	0%	0%	0%	0%
Total Enrolled	0	1	0	0	0	0
Pacific Islander						
Success	0%	100%	0%	0%	0%	0%
Non-Success	0%	0%	0%	0%	0%	0%
Withdrawal	0%	0%	0%	0%	0%	0%
Total Percent	0%	100%	0%	0%	0%	0%
Total Enrolled	0	1	0	0	0	0
White						
Success	0%	100%	100%	0%	100%	100%
Non-Success	0%	0%	0%	0%	0%	0%
Withdrawal	0%	0%	0%	0%	0%	0%
Total Percent	0%	100%	100%	0%	100%	100%
Total Enrolled	0	7	3	0	4	2