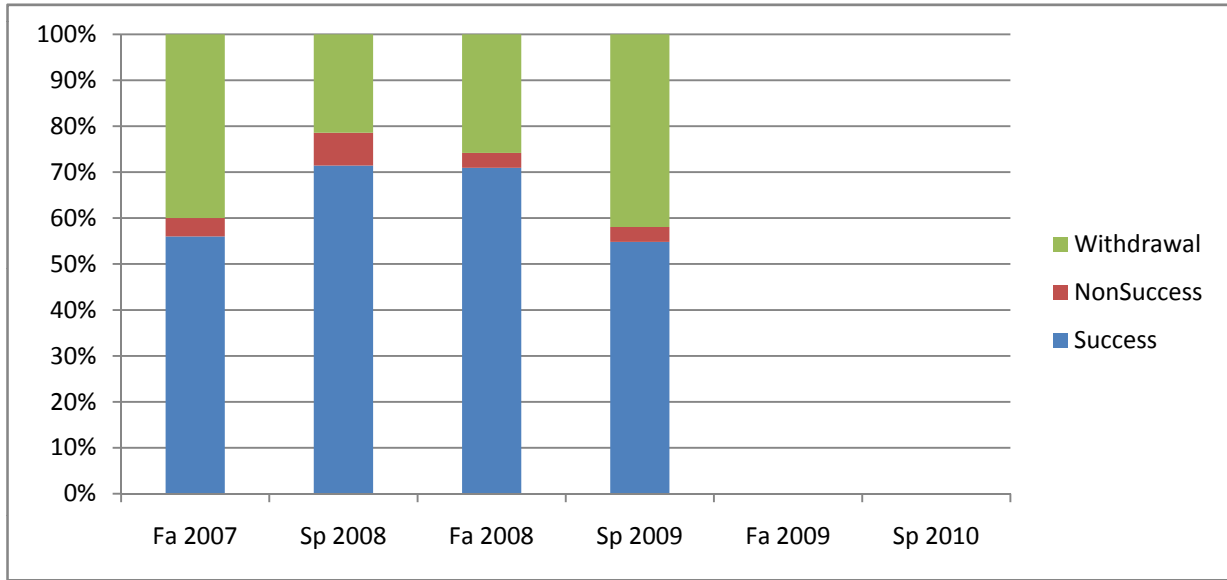
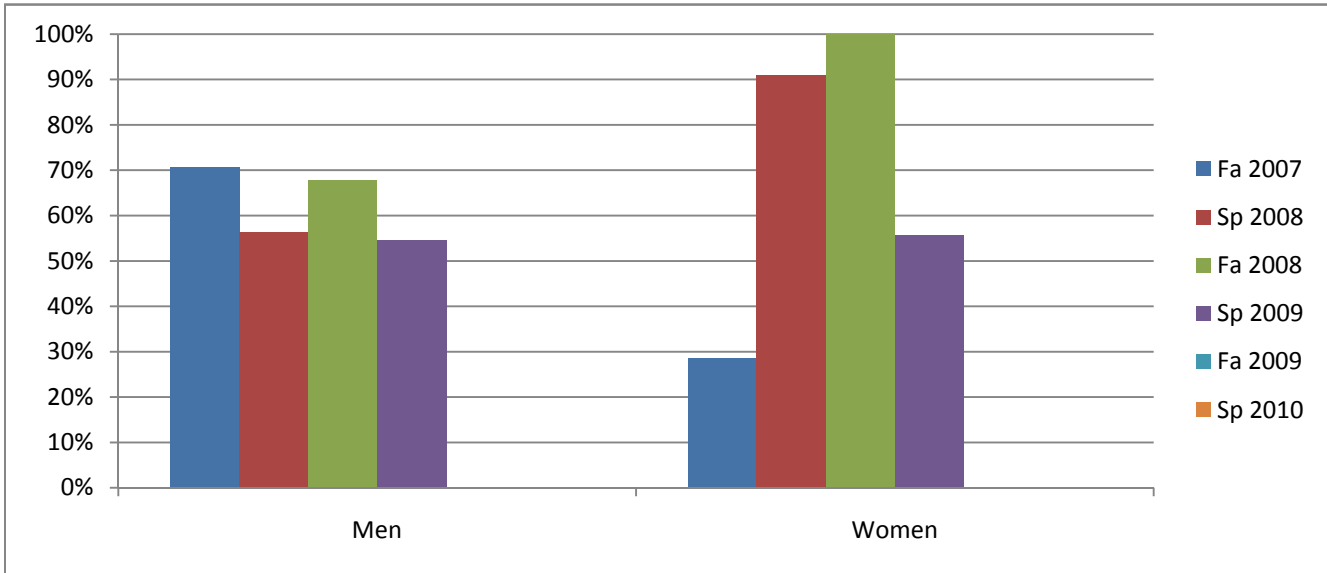


Chabot
 Success, Non-Success, and Withdrawal Rates By Semester
 Course: MCOM 34



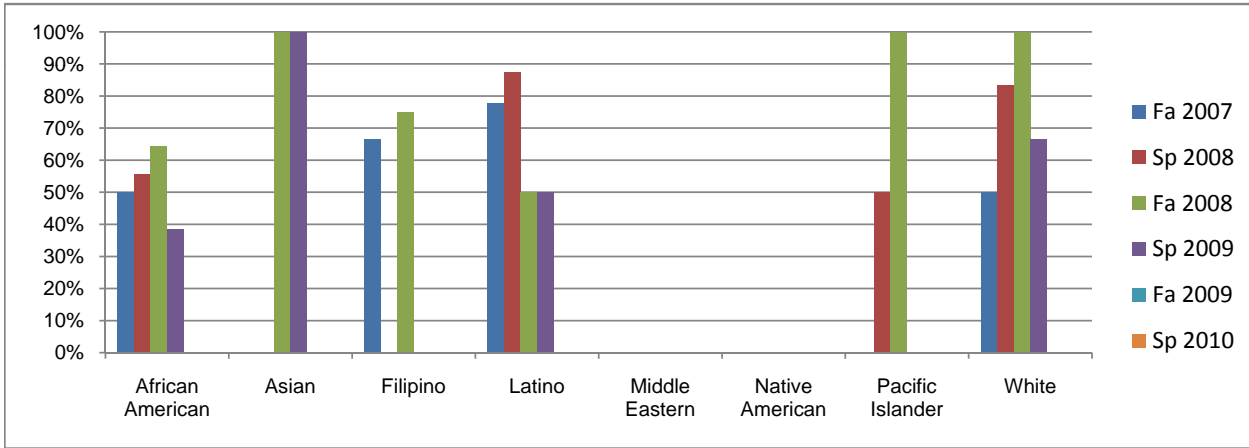
	Fa 2007	Sp 2008	Fa 2008	Sp 2009	Fa 2009	Sp 2010
Success	56%	71%	71%	55%	0%	0%
Non-Success	4%	7%	3%	3%	0%	0%
Withdrawal	40%	21%	26%	42%	0%	0%
Total Percent	100%	100%	100%	100%	0%	0%
Total Enrolled	25	28	31	31	0	0

Chabot
Success Rates By Gender and Semester
Course: MCOM 34



	Fa 2007	Sp 2008	Fa 2008	Sp 2009	Fa 2009	Sp 2010
Men						
Success	71%	56%	68%	55%	0%	0%
Non-Success	6%	13%	4%	5%	0%	0%
Withdrawal	24%	31%	29%	41%	0%	0%
Total Percent	100%	100%	100%	100%	0%	0%
Total Enrolled	17	16	28	22	0	0
Women						
Success	29%	91%	100%	56%	0%	0%
Non-Success	0%	0%	0%	0%	0%	0%
Withdrawal	71%	9%	0%	44%	0%	0%
Total Percent	100%	100%	100%	100%	0%	0%
Total Enrolled	7	11	3	9	0	0

Chabot
Success Rates By Ethnicity and Semester
Course: MCOM 34



	Fa 2007	Sp 2008	Fa 2008	Sp 2009	Fa 2009	Sp 2010
African American						
Success	50%	56%	64%	38%	0%	0%
Non-Success	0%	11%	7%	0%	0%	0%
Withdrawal	50%	33%	29%	62%	0%	0%
Total Percent	100%	100%	100%	100%	0%	0%
Total Enrolled	6	9	14	13	0	0
Asian						
Success	0%	0%	100%	100%	0%	0%
Non-Success	0%	100%	0%	0%	0%	0%
Withdrawal	100%	0%	0%	0%	0%	0%
Total Percent	100%	100%	100%	100%	0%	0%
Total Enrolled	1	1	3	2	0	0
Filipino						
Success	67%	0%	75%	0%	0%	0%
Non-Success	0%	0%	0%	0%	0%	0%
Withdrawal	33%	0%	25%	0%	0%	0%
Total Percent	100%	0%	100%	0%	0%	0%
Total Enrolled	3	0	4	0	0	0
Latino						
Success	78%	88%	50%	50%	0%	0%
Non-Success	0%	0%	0%	13%	0%	0%
Withdrawal	22%	13%	50%	38%	0%	0%
Total Percent	100%	100%	100%	100%	0%	0%
Total Enrolled	9	8	6	8	0	0
Middle Eastern						
Success	0%	0%	0%	0%	0%	0%
Non-Success	0%	0%	0%	0%	0%	0%
Withdrawal	0%	0%	0%	0%	0%	0%
Total Percent	0%	0%	0%	0%	0%	0%
Total Enrolled	0	0	0	0	0	0
Native American						
Success	0%	0%	0%	0%	0%	0%
Non-Success	0%	0%	0%	0%	0%	0%
Withdrawal	0%	0%	0%	0%	0%	0%
Total Percent	0%	0%	0%	0%	0%	0%
Total Enrolled	0	0	0	0	0	0
Pacific Islander						
Success	0%	50%	100%	0%	0%	0%
Non-Success	0%	0%	0%	0%	0%	0%
Withdrawal	100%	50%	0%	0%	0%	0%
Total Percent	100%	100%	100%	0%	0%	0%
Total Enrolled	1	2	1	0	0	0
White						
Success	50%	83%	100%	67%	0%	0%
Non-Success	25%	0%	0%	0%	0%	0%
Withdrawal	25%	17%	0%	33%	0%	0%
Total Percent	100%	100%	100%	100%	0%	0%
Total Enrolled	4	6	2	6	0	0