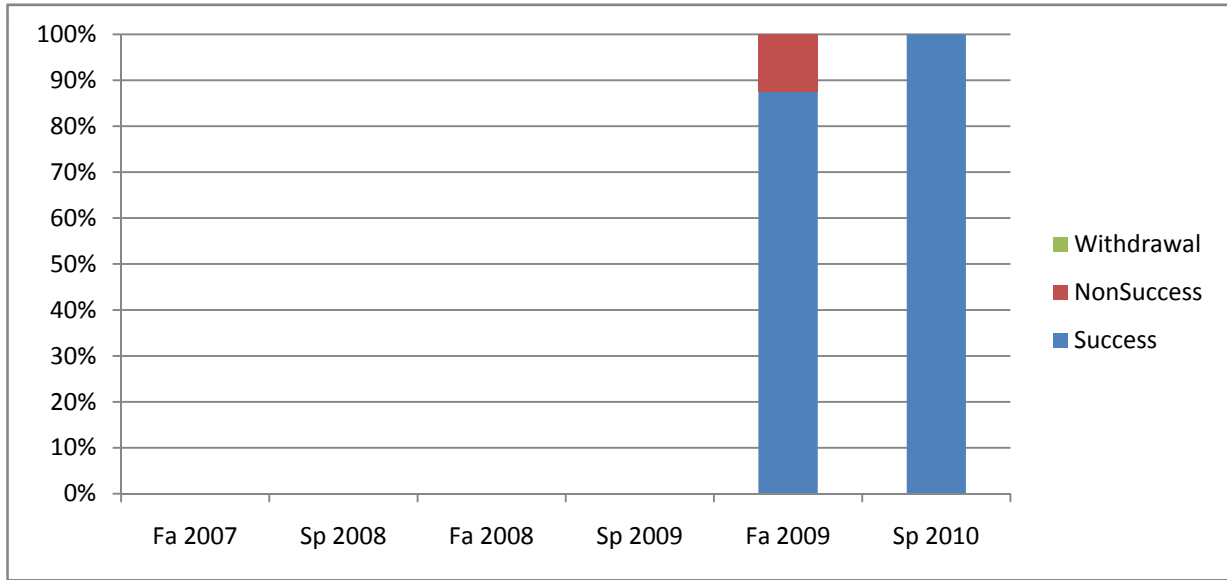
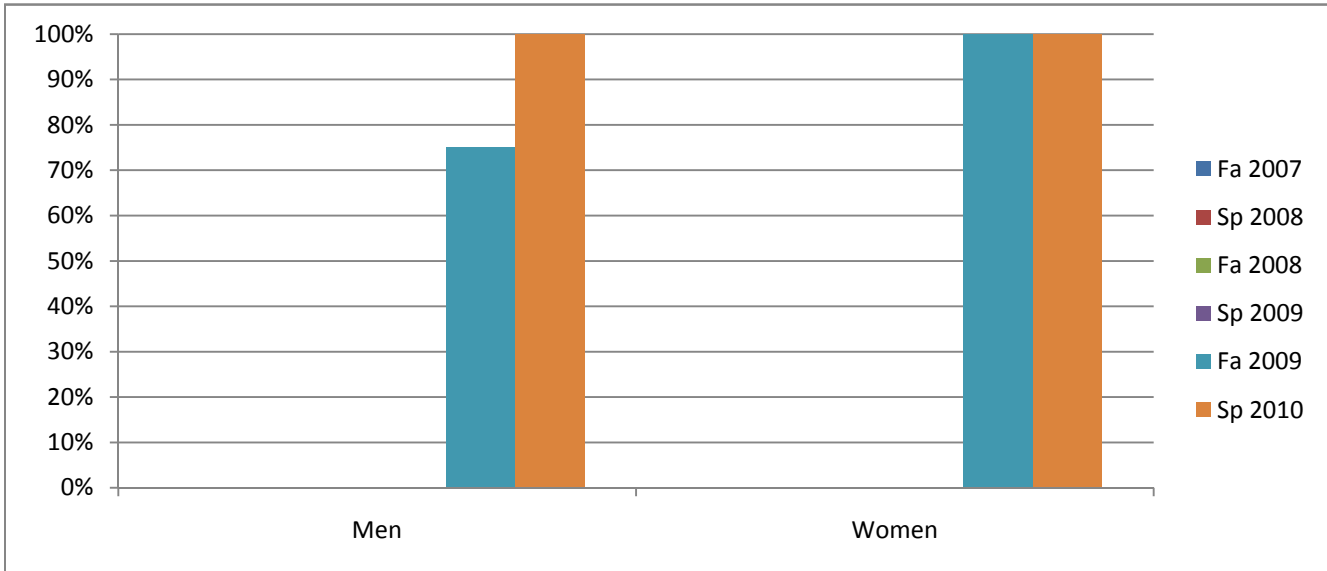


Chabot
 Success, Non-Success, and Withdrawal Rates By Semester
 Course: MCOM 68



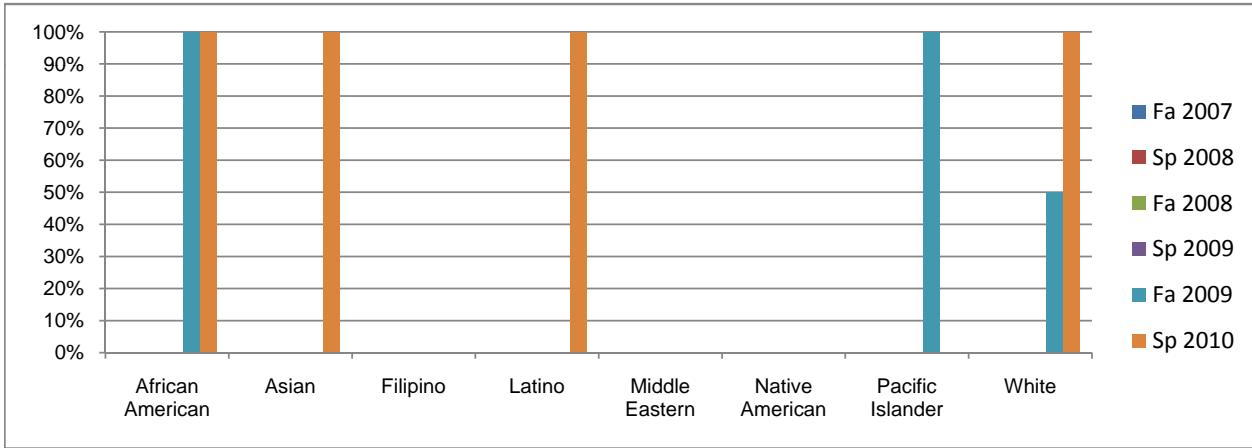
	Fa 2007	Sp 2008	Fa 2008	Sp 2009	Fa 2009	Sp 2010
Success	0%	0%	0%	0%	88%	100%
Non-Success	0%	0%	0%	0%	13%	0%
Withdrawal	0%	0%	0%	0%	0%	0%
Total Percent	0%	0%	0%	0%	100%	100%
Total Enrolled	0	0	0	0	8	10

Chabot
Success Rates By Gender and Semester
Course: MCOM 68



	Fa 2007	Sp 2008	Fa 2008	Sp 2009	Fa 2009	Sp 2010
Men						
Success	0%	0%	0%	0%	75%	100%
Non-Success	0%	0%	0%	0%	25%	0%
Withdrawal	0%	0%	0%	0%	0%	0%
Total Percent	0%	0%	0%	0%	100%	100%
Total Enrolled	0	0	0	0	4	5
Women						
Success	0%	0%	0%	0%	100%	100%
Non-Success	0%	0%	0%	0%	0%	0%
Withdrawal	0%	0%	0%	0%	0%	0%
Total Percent	0%	0%	0%	0%	100%	100%
Total Enrolled	0	0	0	0	4	5

Chabot
Success Rates By Ethnicity and Semester
Course: MCOM 68



	Fa 2007	Sp 2008	Fa 2008	Sp 2009	Fa 2009	Sp 2010
African American						
Success	0%	0%	0%	0%	100%	100%
Non-Success	0%	0%	0%	0%	0%	0%
Withdrawal	0%	0%	0%	0%	0%	0%
Total Percent	0%	0%	0%	0%	100%	100%
Total Enrolled	0	0	0	0	4	5
Asian						
Success	0%	0%	0%	0%	0%	100%
Non-Success	0%	0%	0%	0%	0%	0%
Withdrawal	0%	0%	0%	0%	0%	0%
Total Percent	0%	0%	0%	0%	0%	100%
Total Enrolled	0	0	0	0	0	1
Filipino						
Success	0%	0%	0%	0%	0%	0%
Non-Success	0%	0%	0%	0%	0%	0%
Withdrawal	0%	0%	0%	0%	0%	0%
Total Percent	0%	0%	0%	0%	0%	0%
Total Enrolled	0	0	0	0	0	0
Latino						
Success	0%	0%	0%	0%	0%	100%
Non-Success	0%	0%	0%	0%	0%	0%
Withdrawal	0%	0%	0%	0%	0%	0%
Total Percent	0%	0%	0%	0%	0%	100%
Total Enrolled	0	0	0	0	0	1
Middle Eastern						
Success	0%	0%	0%	0%	0%	0%
Non-Success	0%	0%	0%	0%	0%	0%
Withdrawal	0%	0%	0%	0%	0%	0%
Total Percent	0%	0%	0%	0%	0%	0%
Total Enrolled	0	0	0	0	0	0
Native American						
Success	0%	0%	0%	0%	0%	0%
Non-Success	0%	0%	0%	0%	0%	0%
Withdrawal	0%	0%	0%	0%	0%	0%
Total Percent	0%	0%	0%	0%	0%	0%
Total Enrolled	0	0	0	0	0	0
Pacific Islander						
Success	0%	0%	0%	0%	100%	0%
Non-Success	0%	0%	0%	0%	0%	0%
Withdrawal	0%	0%	0%	0%	0%	0%
Total Percent	0%	0%	0%	0%	100%	0%
Total Enrolled	0	0	0	0	1	0
White						
Success	0%	0%	0%	0%	50%	100%
Non-Success	0%	0%	0%	0%	50%	0%
Withdrawal	0%	0%	0%	0%	0%	0%
Total Percent	0%	0%	0%	0%	100%	100%
Total Enrolled	0	0	0	0	2	1