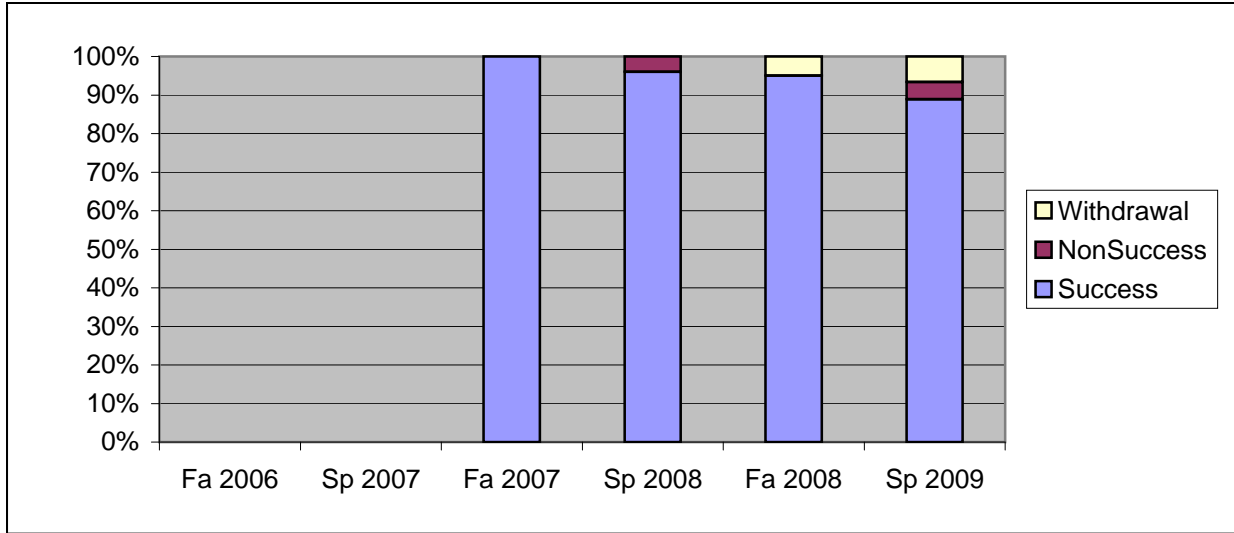
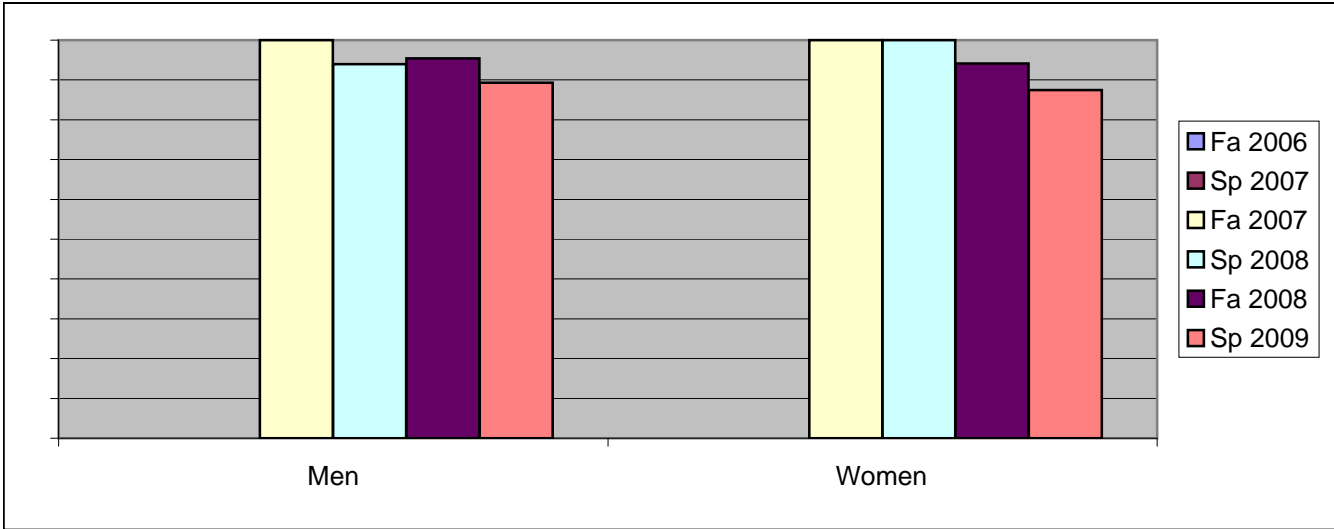


Chabot
 Success, Non-Success, and Withdrawal Rates By Semester
 Course: MUSA 24A



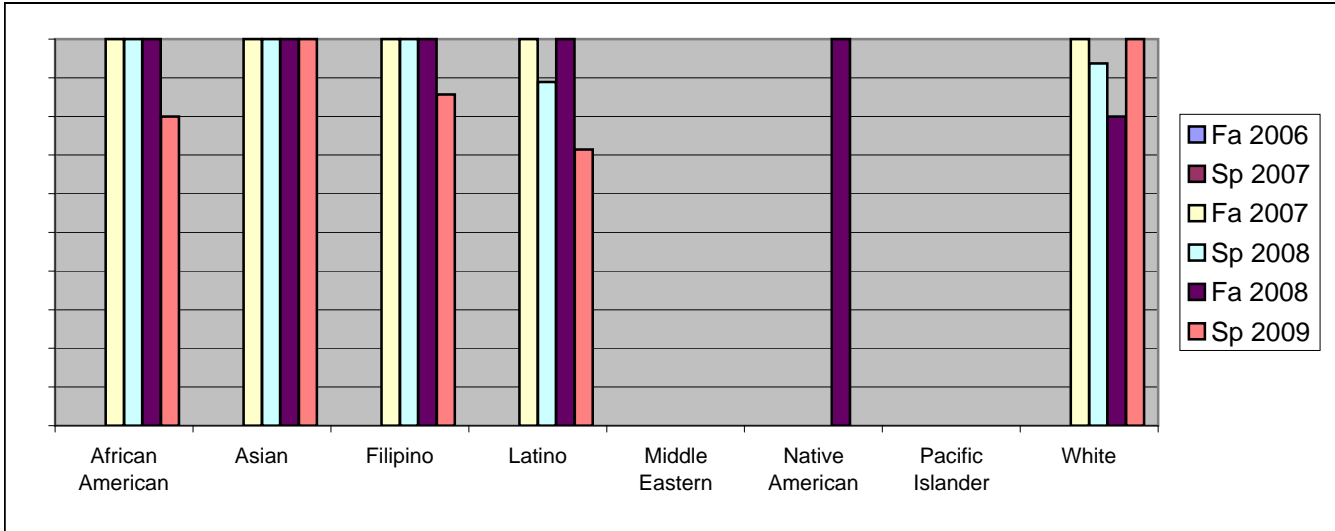
	Fa 2006	Sp 2007	Fa 2007	Sp 2008	Fa 2008	Sp 2009
Success	0%	0%	100%	96%	95%	89%
Non-Success	0%	0%	0%	4%	0%	4%
Withdrawal	0%	0%	0%	0%	5%	7%
Total Percent	0%	0%	100%	100%	100%	100%
Total Enrolled	0	0	54	50	40	45

Chabot
 Success Rates By Gender and Semester
 Course: MUSA 24A



	Fa 2006	Sp 2007	Fa 2007	Sp 2008	Fa 2008	Sp 2009
Men						
Success	0%	0%	100%	94%	95%	89%
Non-Success	0%	0%	0%	6%	0%	0%
Withdrawal	0%	0%	0%	0%	5%	11%
Total Percent	0%	0%	100%	100%	100%	100%
Total Enrolled	0	0	34	33	22	28
Women						
Success	0%	0%	100%	100%	94%	88%
Non-Success	0%	0%	0%	0%	0%	13%
Withdrawal	0%	0%	0%	0%	6%	0%
Total Percent	0%	0%	100%	100%	100%	100%
Total Enrolled	0	0	16	15	17	16

Chabot
Success Rates By Ethnicity and Semester
Course: MUSA 24A



	Fa 2006	Sp 2007	Fa 2007	Sp 2008	Fa 2008	Sp 2009
African American						
Success	0%	0%	100%	100%	100%	80%
Non-Success	0%	0%	0%	0%	0%	0%
Withdrawal	0%	0%	0%	0%	0%	20%
Total Percent	0%	0%	100%	100%	100%	100%
Total Enrolled	0	0	2	3	6	5
Asian						
Success	0%	0%	100%	100%	100%	100%
Non-Success	0%	0%	0%	0%	0%	0%
Withdrawal	0%	0%	0%	0%	0%	0%
Total Percent	0%	0%	100%	100%	100%	100%
Total Enrolled	0	0	6	7	7	6
Filipino						
Success	0%	0%	100%	100%	100%	86%
Non-Success	0%	0%	0%	0%	0%	0%
Withdrawal	0%	0%	0%	0%	0%	14%
Total Percent	0%	0%	100%	100%	100%	100%
Total Enrolled	0	0	9	6	4	7
Latino						
Success	0%	0%	100%	89%	100%	71%
Non-Success	0%	0%	0%	11%	0%	14%
Withdrawal	0%	0%	0%	0%	0%	14%
Total Percent	0%	0%	100%	100%	100%	100%
Total Enrolled	0	0	10	9	7	7
Middle Eastern						
Success	0%	0%	0%	0%	0%	0%
Non-Success	0%	0%	0%	0%	0%	0%
Withdrawal	0%	0%	0%	0%	0%	0%
Total Percent	0%	0%	0%	0%	0%	0%
Total Enrolled	0	0	0	0	0	0
Native American						
Success	0%	0%	0%	0%	100%	0%
Non-Success	0%	0%	0%	0%	0%	0%
Withdrawal	0%	0%	0%	0%	0%	0%

Total Percent	0%	0%	0%	0%	100%	0%
Total Enrolled	0	0	0	0	1	0
Pacific Islander						
Success	0%	0%	0%	0%	0%	0%
Non-Success	0%	0%	0%	0%	0%	0%
Withdrawal	0%	0%	0%	0%	0%	0%
Total Percent	0%	0%	0%	0%	0%	0%
Total Enrolled	0	0	0	0	0	0
White						
Success	0%	0%	100%	94%	80%	100%
Non-Success	0%	0%	0%	6%	0%	0%
Withdrawal	0%	0%	0%	0%	20%	0%
Total Percent	0%	0%	100%	100%	100%	100%
Total Enrolled	0	0	15	16	10	11