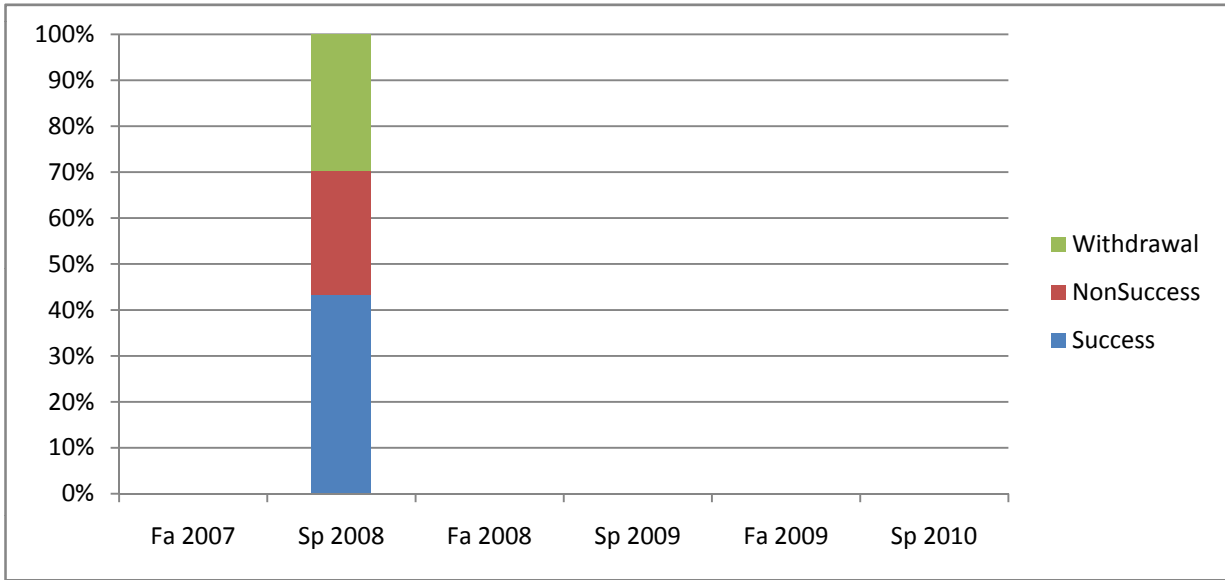
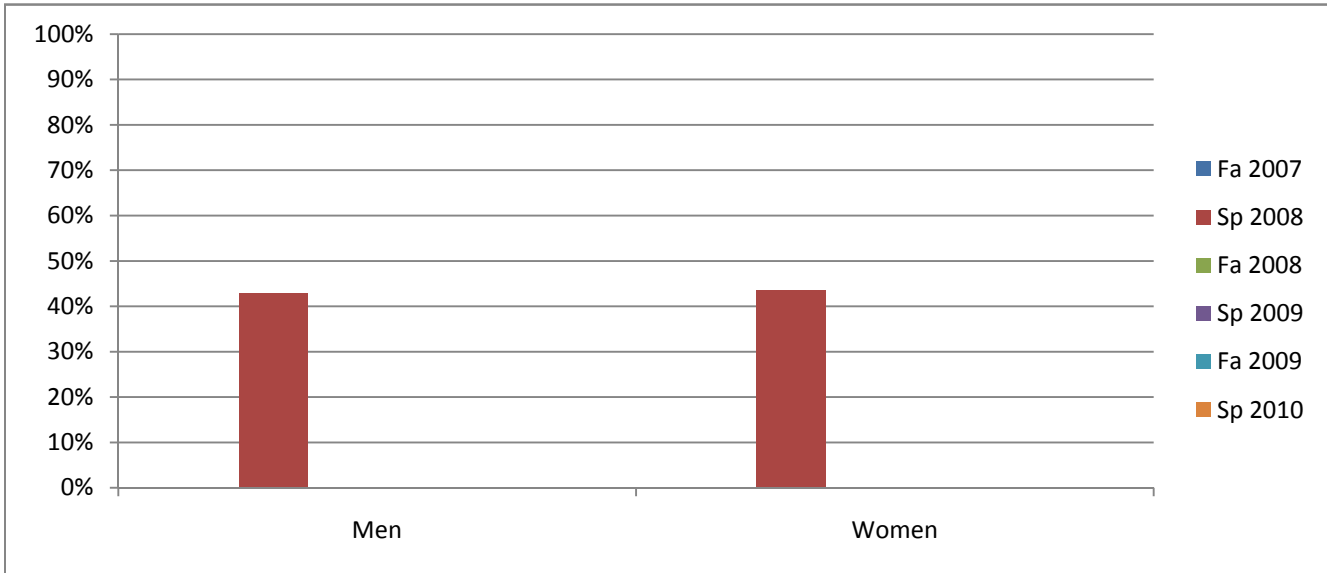


Chabot
 Success, Non-Success, and Withdrawal Rates By Semester
 Course: MUSL 5



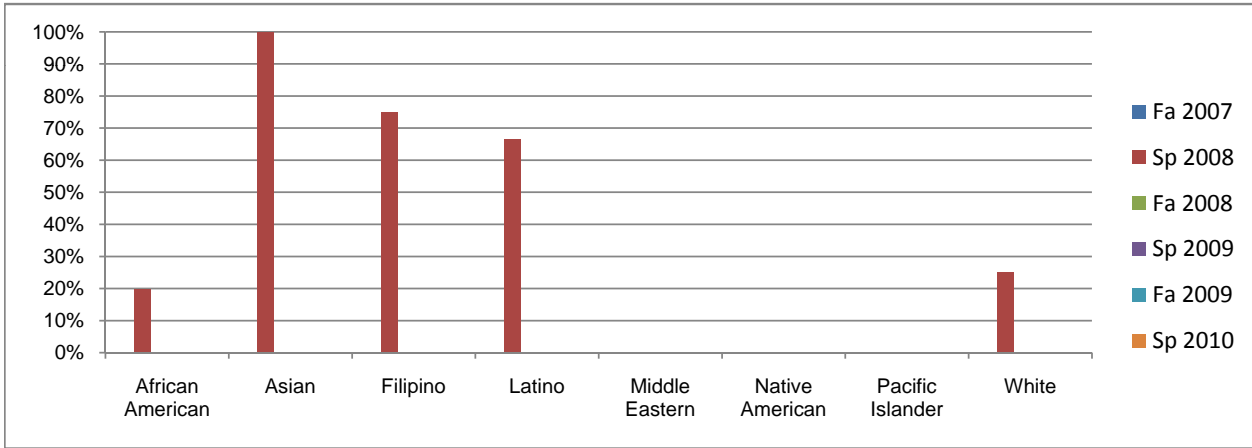
	Fa 2007	Sp 2008	Fa 2008	Sp 2009	Fa 2009	Sp 2010
Success	0%	43%	0%	0%	0%	0%
Non-Success	0%	27%	0%	0%	0%	0%
Withdrawal	0%	30%	0%	0%	0%	0%
Total Percent	0%	100%	0%	0%	0%	0%
Total Enrolled	0	37	0	0	0	0

Chabot
Success Rates By Gender and Semester
Course: MUSL 5



	Fa 2007	Sp 2008	Fa 2008	Sp 2009	Fa 2009	Sp 2010
Men						
Success	0%	43%	0%	0%	0%	0%
Non-Success	0%	43%	0%	0%	0%	0%
Withdrawal	0%	14%	0%	0%	0%	0%
Total Percent	0%	100%	0%	0%	0%	0%
Total Enrolled	0	14	0	0	0	0
Women						
Success	0%	43%	0%	0%	0%	0%
Non-Success	0%	17%	0%	0%	0%	0%
Withdrawal	0%	39%	0%	0%	0%	0%
Total Percent	0%	100%	0%	0%	0%	0%
Total Enrolled	0	23	0	0	0	0

Chabot
Success Rates By Ethnicity and Semester
Course: MUSL 5



	Fa 2007	Sp 2008	Fa 2008	Sp 2009	Fa 2009	Sp 2010
African American						
Success	0%	20%	0%	0%	0%	0%
Non-Success	0%	40%	0%	0%	0%	0%
Withdrawal	0%	40%	0%	0%	0%	0%
Total Percent	0%	100%	0%	0%	0%	0%
Total Enrolled	0	10	0	0	0	0
Asian						
Success	0%	100%	0%	0%	0%	0%
Non-Success	0%	0%	0%	0%	0%	0%
Withdrawal	0%	0%	0%	0%	0%	0%
Total Percent	0%	100%	0%	0%	0%	0%
Total Enrolled	0	3	0	0	0	0
Filipino						
Success	0%	75%	0%	0%	0%	0%
Non-Success	0%	25%	0%	0%	0%	0%
Withdrawal	0%	0%	0%	0%	0%	0%
Total Percent	0%	100%	0%	0%	0%	0%
Total Enrolled	0	4	0	0	0	0
Latino						
Success	0%	67%	0%	0%	0%	0%
Non-Success	0%	33%	0%	0%	0%	0%
Withdrawal	0%	0%	0%	0%	0%	0%
Total Percent	0%	100%	0%	0%	0%	0%
Total Enrolled	0	3	0	0	0	0
Middle Eastern						
Success	0%	0%	0%	0%	0%	0%
Non-Success	0%	0%	0%	0%	0%	0%
Withdrawal	0%	0%	0%	0%	0%	0%
Total Percent	0%	0%	0%	0%	0%	0%
Total Enrolled	0	0	0	0	0	0
Native American						
Success	0%	0%	0%	0%	0%	0%
Non-Success	0%	0%	0%	0%	0%	0%
Withdrawal	0%	0%	0%	0%	0%	0%
Total Percent	0%	0%	0%	0%	0%	0%
Total Enrolled	0	0	0	0	0	0
Pacific Islander						
Success	0%	0%	0%	0%	0%	0%
Non-Success	0%	0%	0%	0%	0%	0%
Withdrawal	0%	0%	0%	0%	0%	0%
Total Percent	0%	0%	0%	0%	0%	0%
Total Enrolled	0	0	0	0	0	0
White						
Success	0%	25%	0%	0%	0%	0%
Non-Success	0%	33%	0%	0%	0%	0%
Withdrawal	0%	42%	0%	0%	0%	0%
Total Percent	0%	100%	0%	0%	0%	0%
Total Enrolled	0	12	0	0	0	0