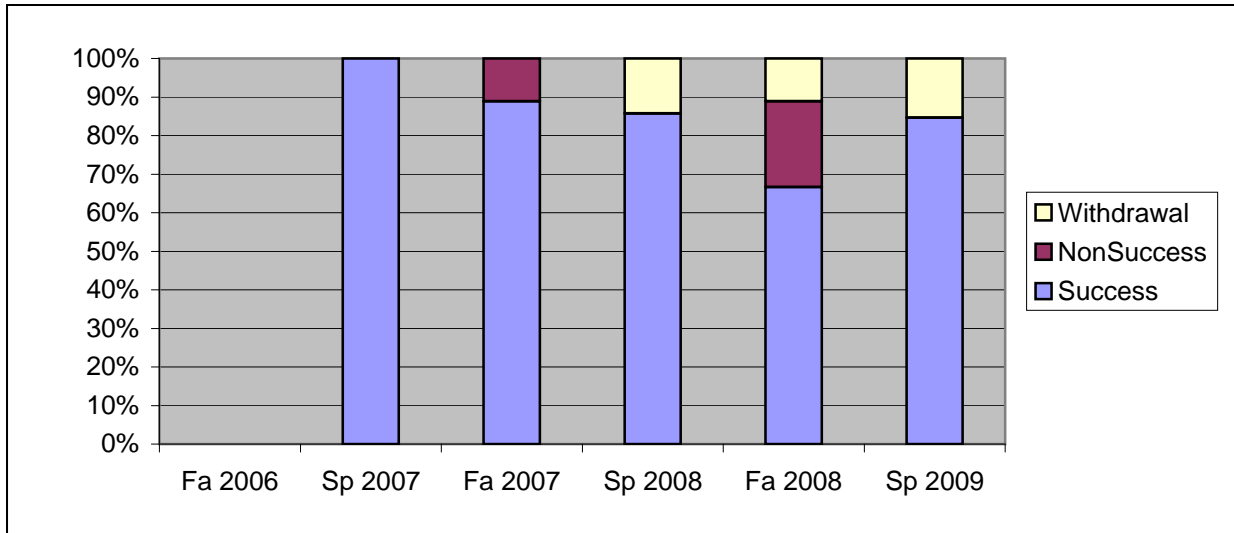
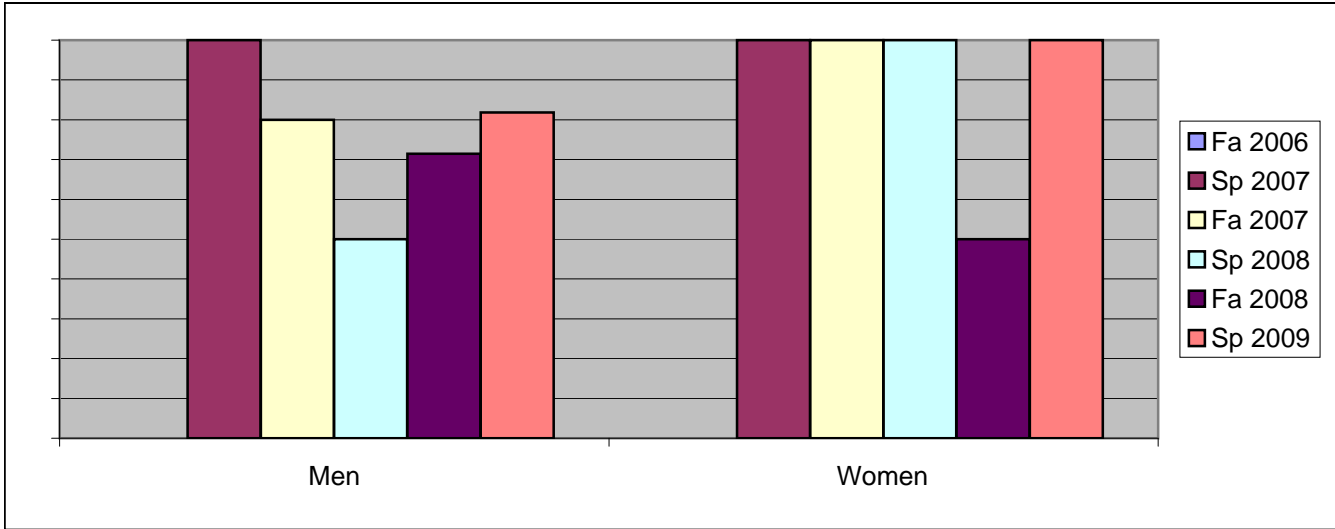


Chabot
 Success, Non-Success, and Withdrawal Rates By Semester
 Course: MUSP 4919



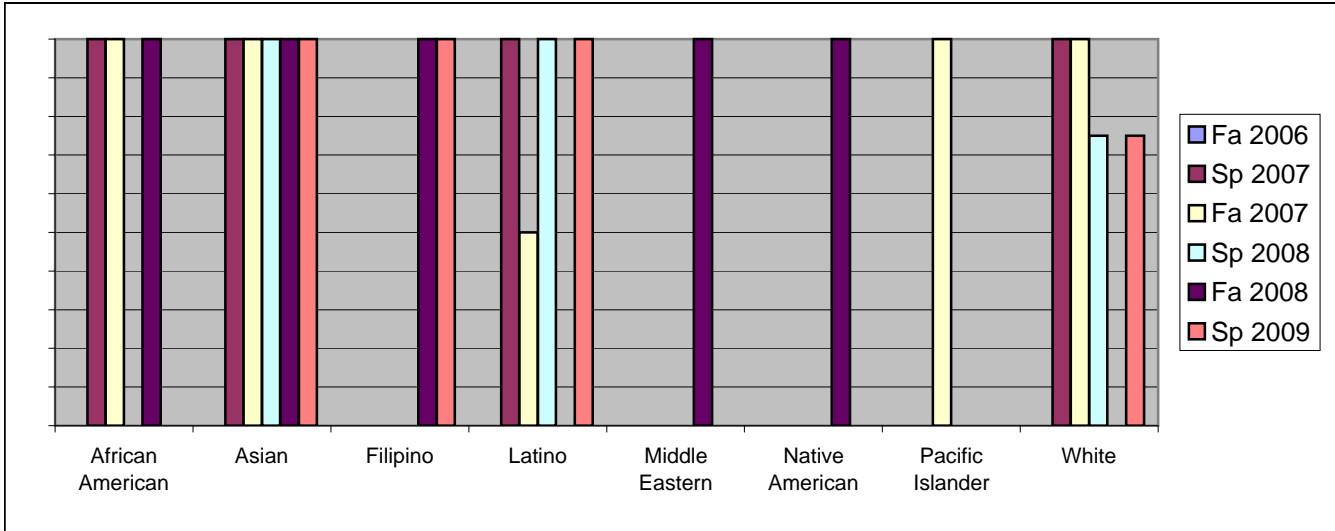
	Fa 2006	Sp 2007	Fa 2007	Sp 2008	Fa 2008	Sp 2009
Success	0%	100%	89%	86%	67%	85%
Non-Success	0%	0%	11%	0%	22%	0%
Withdrawal	0%	0%	0%	14%	11%	15%
Total Percent	0%	100%	100%	100%	100%	100%
Total Enrolled	0	7	9	7	9	13

Chabot
Success Rates By Gender and Semester
Course: MUSP 4919



	Fa 2006	Sp 2007	Fa 2007	Sp 2008	Fa 2008	Sp 2009
Men						
Success	0%	100%	80%	50%	71%	82%
Non-Success	0%	0%	20%	0%	29%	0%
Withdrawal	0%	0%	0%	50%	0%	18%
Total Percent	0%	100%	100%	100%	100%	100%
Total Enrolled	0	2	5	2	7	11
Women						
Success	0%	100%	100%	100%	50%	100%
Non-Success	0%	0%	0%	0%	0%	0%
Withdrawal	0%	0%	0%	0%	50%	0%
Total Percent	0%	100%	100%	100%	100%	100%
Total Enrolled	0	5	4	5	2	2

Chabot
Success Rates By Ethnicity and Semester
Course: MUSP 4919



	Fa 2006	Sp 2007	Fa 2007	Sp 2008	Fa 2008	Sp 2009
African American						
Success	0%	100%	100%	0%	100%	0%
Non-Success	0%	0%	0%	0%	0%	0%
Withdrawal	0%	0%	0%	0%	0%	0%
Total Percent	0%	100%	100%	0%	100%	0%
Total Enrolled	0	1	2	0	1	0
Asian						
Success	0%	100%	100%	100%	100%	100%
Non-Success	0%	0%	0%	0%	0%	0%
Withdrawal	0%	0%	0%	0%	0%	0%
Total Percent	0%	100%	100%	100%	100%	100%
Total Enrolled	0	3	1	2	1	4
Filipino						
Success	0%	0%	0%	0%	100%	100%
Non-Success	0%	0%	0%	0%	0%	0%
Withdrawal	0%	0%	0%	0%	0%	0%
Total Percent	0%	0%	0%	0%	100%	100%
Total Enrolled	0	0	0	0	2	2
Latino						
Success	0%	100%	50%	100%	0%	100%
Non-Success	0%	0%	50%	0%	100%	0%
Withdrawal	0%	0%	0%	0%	0%	0%
Total Percent	0%	100%	100%	100%	100%	100%
Total Enrolled	0	2	2	1	2	1
Middle Eastern						
Success	0%	0%	0%	0%	100%	0%
Non-Success	0%	0%	0%	0%	0%	0%
Withdrawal	0%	0%	0%	0%	0%	100%
Total Percent	0%	0%	0%	0%	100%	100%
Total Enrolled	0	0	0	0	1	1
Native American						
Success	0%	0%	0%	0%	100%	0%
Non-Success	0%	0%	0%	0%	0%	0%
Withdrawal	0%	0%	0%	0%	0%	0%

Total Percent	0%	0%	0%	0%	100%	0%
Total Enrolled	0	0	0	0	1	0
Pacific Islander						
Success	0%	0%	100%	0%	0%	0%
Non-Success	0%	0%	0%	0%	0%	0%
Withdrawal	0%	0%	0%	0%	0%	0%
Total Percent	0%	0%	100%	0%	0%	0%
Total Enrolled	0	0	1	0	0	0
White						
Success	0%	100%	100%	75%	0%	75%
Non-Success	0%	0%	0%	0%	0%	0%
Withdrawal	0%	0%	0%	25%	100%	25%
Total Percent	0%	100%	100%	100%	100%	100%
Total Enrolled	0	1	2	4	1	4