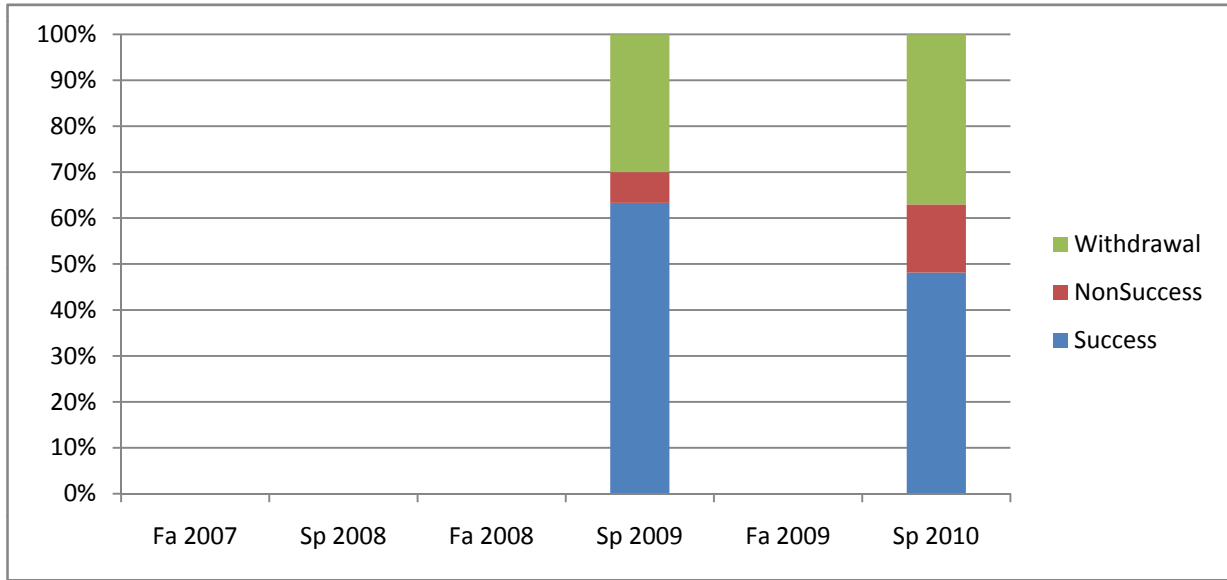
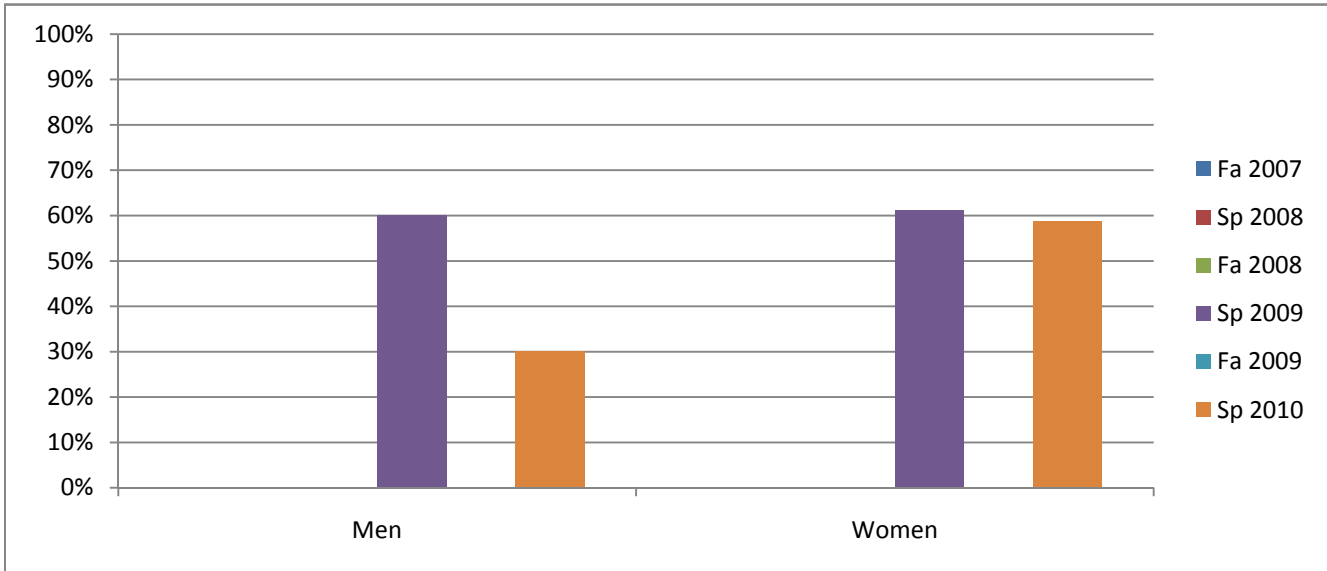


Chabot
 Success, Non-Success, and Withdrawal Rates By Semester
 Course: PHOT 53A



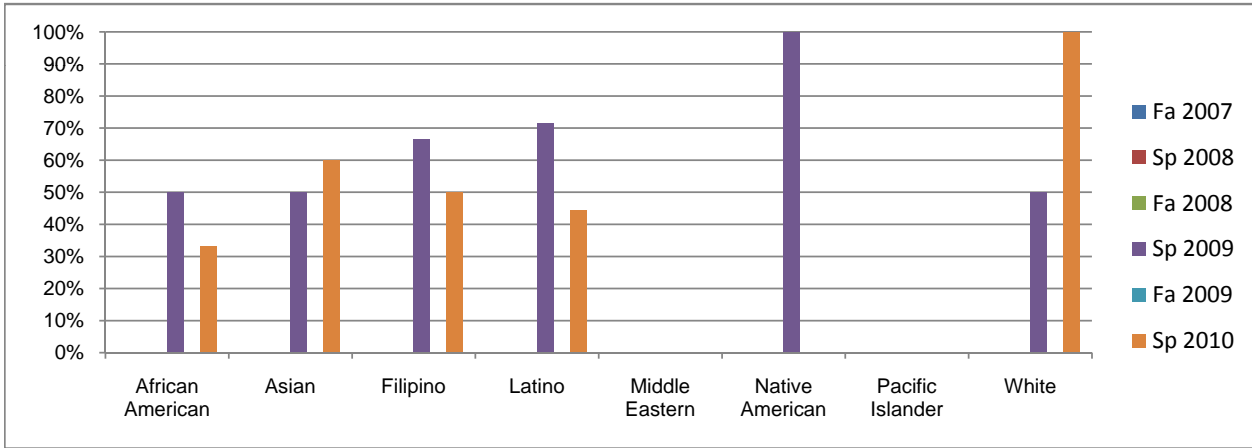
	Fa 2007	Sp 2008	Fa 2008	Sp 2009	Fa 2009	Sp 2010
Success	0%	0%	0%	63%	0%	48%
Non-Success	0%	0%	0%	7%	0%	15%
Withdrawal	0%	0%	0%	30%	0%	37%
Total Percent	0%	0%	0%	100%	0%	100%
Total Enrolled	0	0	0	30	0	27

Chabot
 Success Rates By Gender and Semester
 Course: PHOT 53A



	Fa 2007	Sp 2008	Fa 2008	Sp 2009	Fa 2009	Sp 2010
Men						
Success	0%	0%	0%	60%	0%	30%
Non-Success	0%	0%	0%	10%	0%	20%
Withdrawal	0%	0%	0%	30%	0%	50%
Total Percent	0%	0%	0%	100%	0%	100%
Total Enrolled	0	0	0	10	0	10
Women						
Success	0%	0%	0%	61%	0%	59%
Non-Success	0%	0%	0%	6%	0%	12%
Withdrawal	0%	0%	0%	33%	0%	29%
Total Percent	0%	0%	0%	100%	0%	100%
Total Enrolled	0	0	0	18	0	17

Chabot
Success Rates By Ethnicity and Semester
Course: PHOT 53A



	Fa 2007	Sp 2008	Fa 2008	Sp 2009	Fa 2009	Sp 2010
African American						
Success	0%	0%	0%	50%	0%	33%
Non-Success	0%	0%	0%	0%	0%	17%
Withdrawal	0%	0%	0%	50%	0%	50%
Total Percent	0%	0%	0%	100%	0%	100%
Total Enrolled	0	0	0	2	0	6
Asian						
Success	0%	0%	0%	50%	0%	60%
Non-Success	0%	0%	0%	17%	0%	0%
Withdrawal	0%	0%	0%	33%	0%	40%
Total Percent	0%	0%	0%	100%	0%	100%
Total Enrolled	0	0	0	6	0	5
Filipino						
Success	0%	0%	0%	67%	0%	50%
Non-Success	0%	0%	0%	0%	0%	0%
Withdrawal	0%	0%	0%	33%	0%	50%
Total Percent	0%	0%	0%	100%	0%	100%
Total Enrolled	0	0	0	3	0	2
Latino						
Success	0%	0%	0%	71%	0%	44%
Non-Success	0%	0%	0%	14%	0%	33%
Withdrawal	0%	0%	0%	14%	0%	22%
Total Percent	0%	0%	0%	100%	0%	100%
Total Enrolled	0	0	0	7	0	9
Middle Eastern						
Success	0%	0%	0%	0%	0%	0%
Non-Success	0%	0%	0%	0%	0%	0%
Withdrawal	0%	0%	0%	0%	0%	0%
Total Percent	0%	0%	0%	0%	0%	0%
Total Enrolled	0	0	0	0	0	0
Native American						
Success	0%	0%	0%	100%	0%	0%
Non-Success	0%	0%	0%	0%	0%	0%
Withdrawal	0%	0%	0%	0%	0%	0%
Total Percent	0%	0%	0%	100%	0%	0%
Total Enrolled	0	0	0	1	0	0
Pacific Islander						
Success	0%	0%	0%	0%	0%	0%
Non-Success	0%	0%	0%	0%	0%	0%
Withdrawal	0%	0%	0%	0%	0%	0%
Total Percent	0%	0%	0%	0%	0%	0%
Total Enrolled	0	0	0	0	0	0
White						
Success	0%	0%	0%	50%	0%	100%
Non-Success	0%	0%	0%	0%	0%	0%
Withdrawal	0%	0%	0%	50%	0%	0%
Total Percent	0%	0%	0%	100%	0%	100%
Total Enrolled	0	0	0	8	0	2