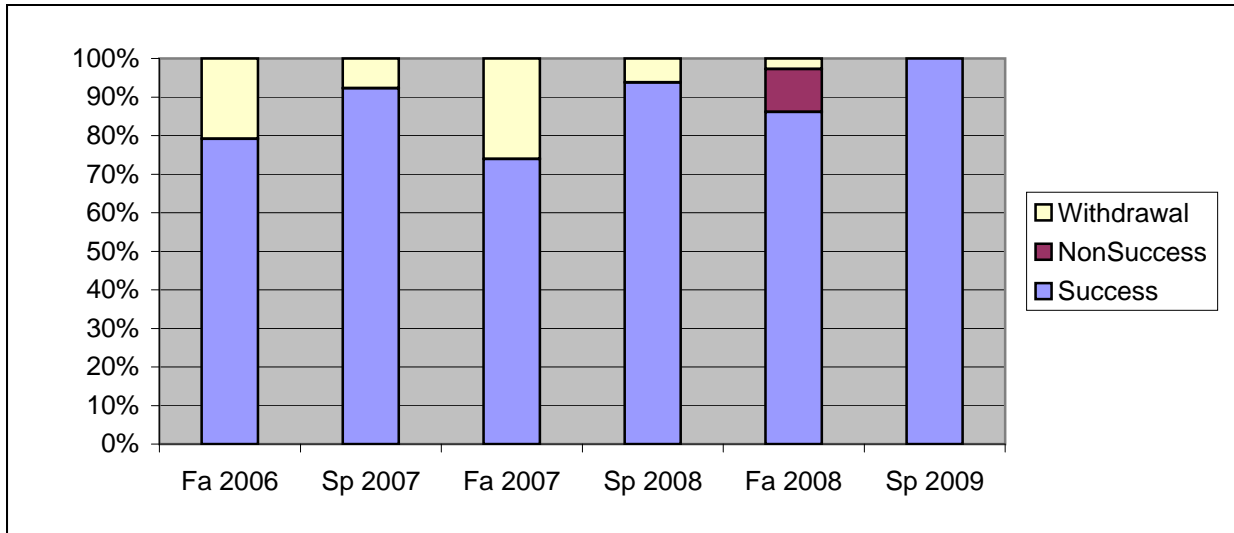
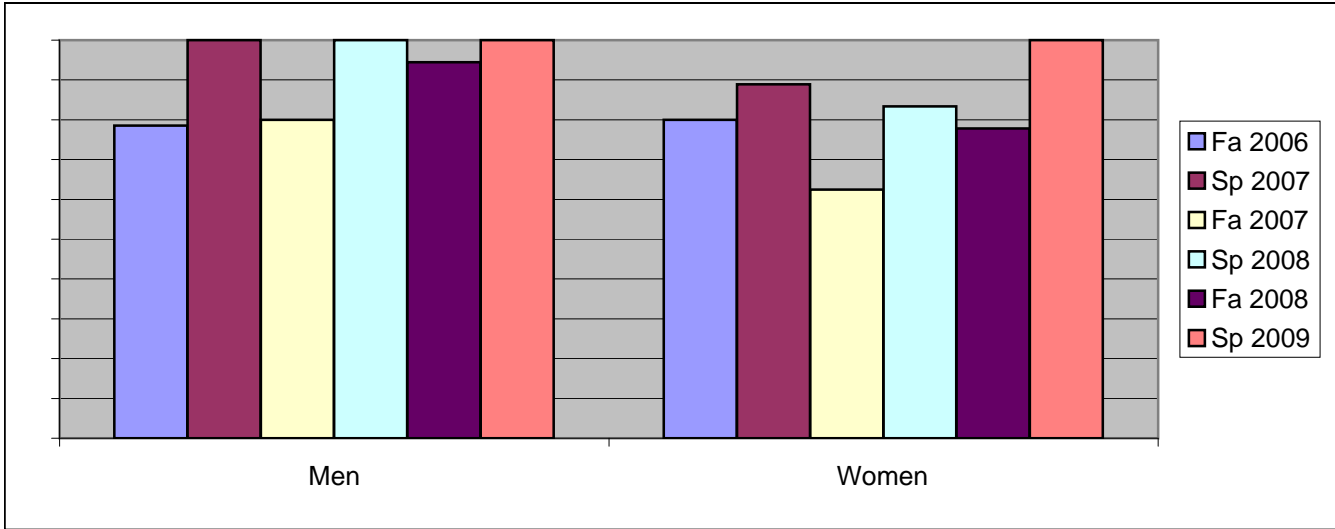


Chabot
 Success, Non-Success, and Withdrawal Rates By Semester
 Course: THTR 47



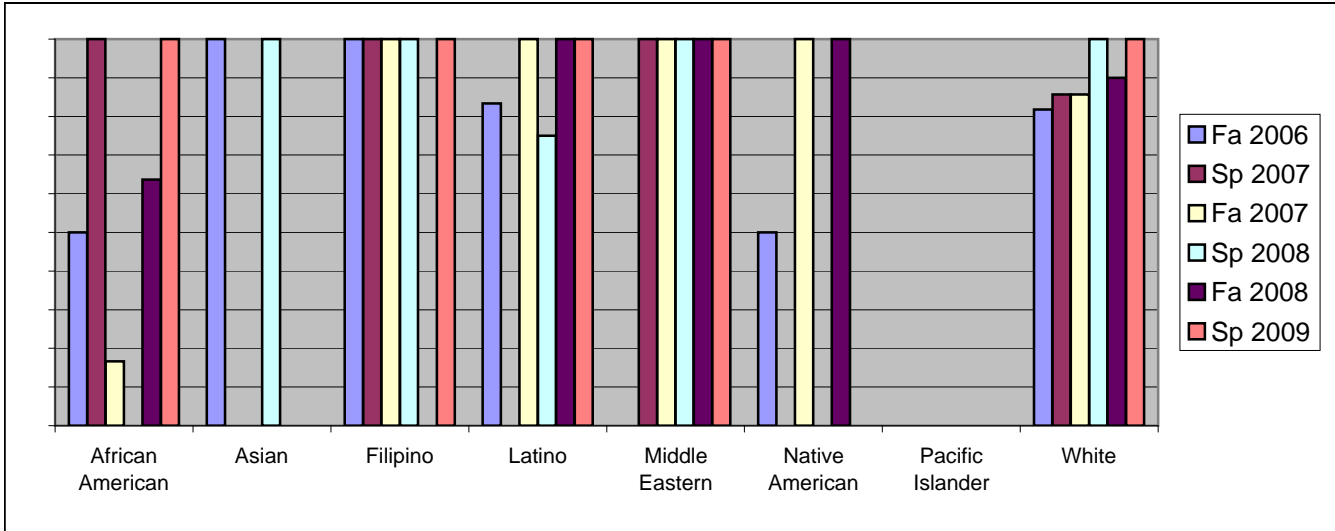
	Fa 2006	Sp 2007	Fa 2007	Sp 2008	Fa 2008	Sp 2009
Success	79%	92%	74%	94%	86%	100%
Non-Success	0%	0%	0%	0%	11%	0%
Withdrawal	21%	8%	26%	6%	3%	0%
Total Percent	100%	100%	100%	100%	100%	100%
Total Enrolled	24	13	23	16	36	25

Chabot
Success Rates By Gender and Semester
Course: THTR 47



	Fa 2006	Sp 2007	Fa 2007	Sp 2008	Fa 2008	Sp 2009
Men						
Success	79%	100%	80%	100%	94%	100%
Non-Success	0%	0%	0%	0%	6%	0%
Withdrawal	21%	0%	20%	0%	0%	0%
Total Percent	100%	100%	100%	100%	100%	100%
Total Enrolled	14	4	15	10	18	14
Women						
Success	80%	89%	63%	83%	78%	100%
Non-Success	0%	0%	0%	0%	17%	0%
Withdrawal	20%	11%	38%	17%	6%	0%
Total Percent	100%	100%	100%	100%	100%	100%
Total Enrolled	10	9	8	6	18	9

Chabot
Success Rates By Ethnicity and Semester
Course: THTR 47



	Fa 2006	Sp 2007	Fa 2007	Sp 2008	Fa 2008	Sp 2009
African American						
Success	50%	100%	17%	0%	64%	100%
Non-Success	0%	0%	0%	0%	36%	0%
Withdrawal	50%	0%	83%	0%	0%	0%
Total Percent	100%	100%	100%	0%	100%	100%
Total Enrolled	2	3	6	0	11	4
Asian						
Success	100%	0%	0%	100%	0%	0%
Non-Success	0%	0%	0%	0%	0%	0%
Withdrawal	0%	0%	0%	0%	0%	0%
Total Percent	100%	0%	0%	100%	0%	0%
Total Enrolled	1	0	0	1	0	0
Filipino						
Success	100%	100%	100%	100%	0%	100%
Non-Success	0%	0%	0%	0%	0%	0%
Withdrawal	0%	0%	0%	0%	0%	0%
Total Percent	100%	100%	100%	100%	0%	100%
Total Enrolled	1	1	1	1	0	6
Latino						
Success	83%	0%	100%	75%	100%	100%
Non-Success	0%	0%	0%	0%	0%	0%
Withdrawal	17%	0%	0%	25%	0%	0%
Total Percent	100%	0%	100%	100%	100%	100%
Total Enrolled	6	0	5	4	11	1
Middle Eastern						
Success	0%	100%	100%	100%	100%	100%
Non-Success	0%	0%	0%	0%	0%	0%
Withdrawal	0%	0%	0%	0%	0%	0%
Total Percent	0%	100%	100%	100%	100%	100%
Total Enrolled	0	1	1	1	1	1
Native American						
Success	50%	0%	100%	0%	100%	0%
Non-Success	0%	0%	0%	0%	0%	0%
Withdrawal	50%	0%	0%	0%	0%	0%

Total Percent	100%	0%	100%	0%	100%	0%
Total Enrolled	2	0	1	0	1	0
Pacific Islander						
Success	0%	0%	0%	0%	0%	0%
Non-Success	0%	0%	0%	0%	0%	0%
Withdrawal	0%	0%	0%	0%	0%	0%
Total Percent	0%	0%	0%	0%	0%	0%
Total Enrolled	0	0	0	0	0	0
White						
Success	82%	86%	86%	100%	90%	100%
Non-Success	0%	0%	0%	0%	0%	0%
Withdrawal	18%	14%	14%	0%	10%	0%
Total Percent	100%	100%	100%	100%	100%	100%
Total Enrolled	11	7	7	9	10	8