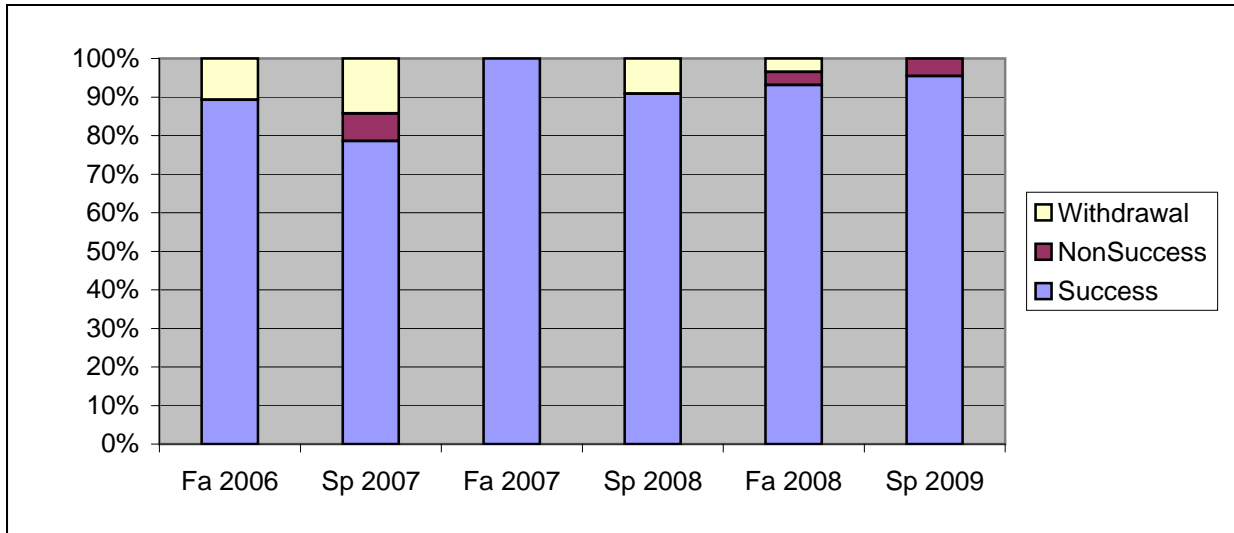
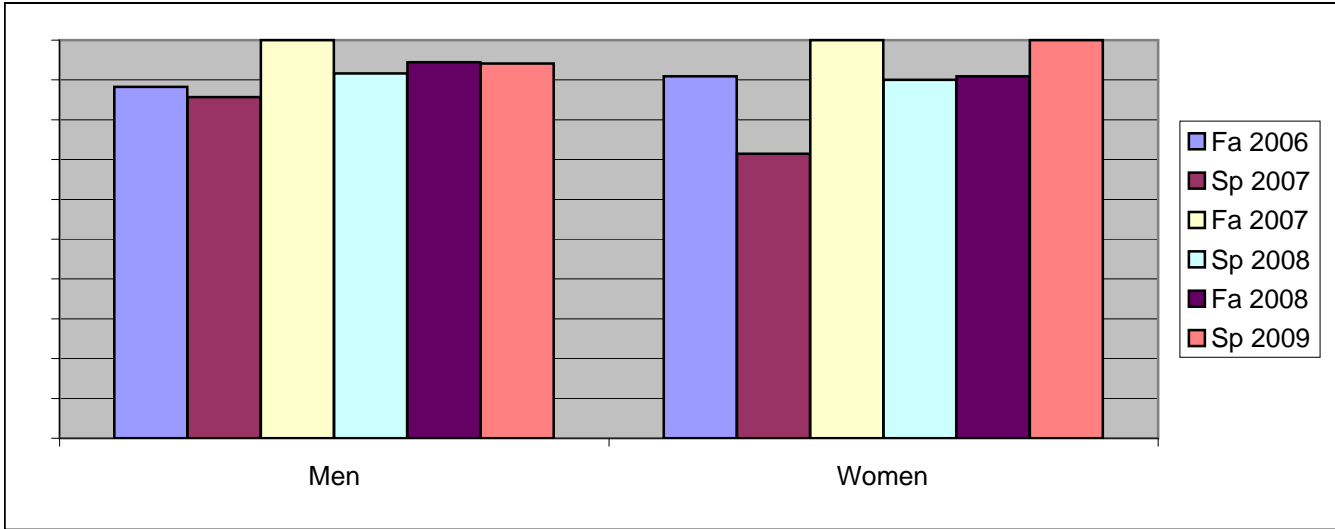


Chabot  
 Success, Non-Success, and Withdrawal Rates By Semester  
 Course: THTR 48



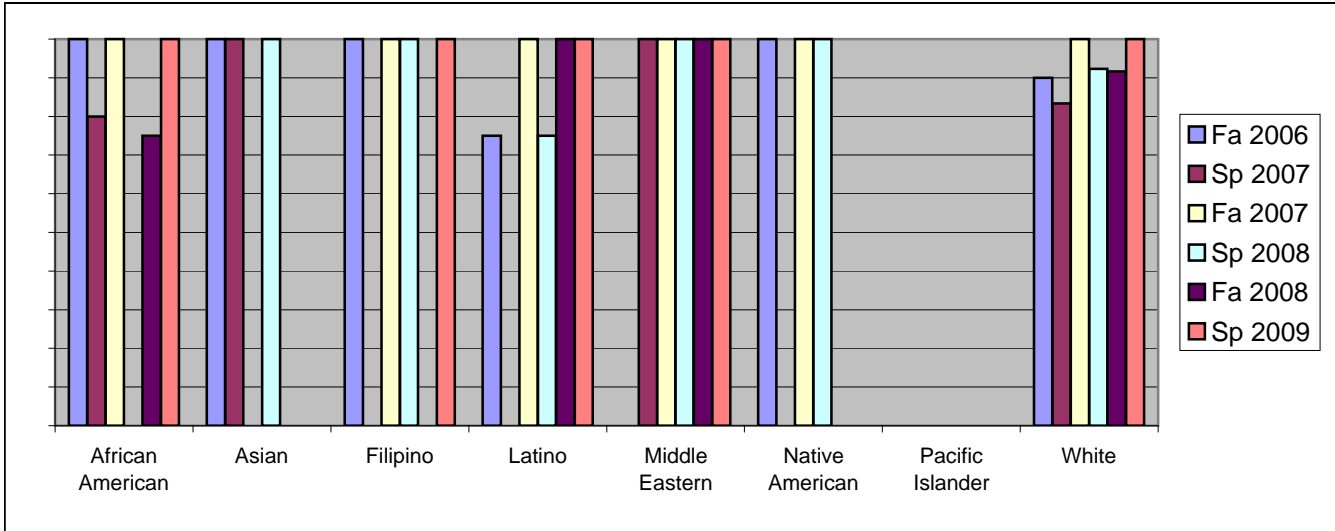
	Fa 2006	Sp 2007	Fa 2007	Sp 2008	Fa 2008	Sp 2009
Success	89%	79%	100%	91%	93%	95%
Non-Success	0%	7%	0%	0%	3%	5%
Withdrawal	11%	14%	0%	9%	3%	0%
Total Percent	100%	100%	100%	100%	100%	100%
Total Enrolled	<b>28</b>	<b>14</b>	<b>23</b>	<b>22</b>	<b>29</b>	<b>22</b>

Chabot  
Success Rates By Gender and Semester  
Course: THTR 48



	Fa 2006	Sp 2007	Fa 2007	Sp 2008	Fa 2008	Sp 2009
<b>Men</b>						
Success	88%	86%	100%	92%	94%	94%
Non-Success	0%	14%	0%	0%	6%	6%
Withdrawal	12%	0%	0%	8%	0%	0%
Total Percent	100%	100%	100%	100%	100%	100%
Total Enrolled	<b>17</b>	<b>7</b>	<b>18</b>	<b>12</b>	<b>18</b>	<b>17</b>
<b>Women</b>						
Success	91%	71%	100%	90%	91%	100%
Non-Success	0%	0%	0%	0%	0%	0%
Withdrawal	9%	29%	0%	10%	9%	0%
Total Percent	100%	100%	100%	100%	100%	100%
Total Enrolled	<b>11</b>	<b>7</b>	<b>5</b>	<b>10</b>	<b>11</b>	<b>5</b>

Chabot  
Success Rates By Ethnicity and Semester  
Course: THTR 48



	Fa 2006	Sp 2007	Fa 2007	Sp 2008	Fa 2008	Sp 2009
<b>African American</b>						
Success	100%	80%	100%	0%	75%	100%
Non-Success	0%	0%	0%	0%	25%	0%
Withdrawal	0%	20%	0%	0%	0%	0%
Total Percent	100%	100%	100%	0%	100%	100%
Total Enrolled	1	5	2	0	4	1
<b>Asian</b>						
Success	100%	100%	0%	100%	0%	0%
Non-Success	0%	0%	0%	0%	0%	0%
Withdrawal	0%	0%	0%	0%	0%	0%
Total Percent	100%	100%	0%	100%	0%	0%
Total Enrolled	3	1	0	1	0	0
<b>Filipino</b>						
Success	100%	0%	100%	100%	0%	100%
Non-Success	0%	0%	0%	0%	0%	0%
Withdrawal	0%	0%	0%	0%	0%	0%
Total Percent	100%	0%	100%	100%	0%	100%
Total Enrolled	1	0	1	1	0	3
<b>Latino</b>						
Success	75%	0%	100%	75%	100%	100%
Non-Success	0%	0%	0%	0%	0%	0%
Withdrawal	25%	0%	0%	25%	0%	0%
Total Percent	100%	0%	100%	100%	100%	100%
Total Enrolled	8	0	7	4	11	4
<b>Middle Eastern</b>						
Success	0%	100%	100%	100%	100%	100%
Non-Success	0%	0%	0%	0%	0%	0%
Withdrawal	0%	0%	0%	0%	0%	0%
Total Percent	0%	100%	100%	100%	100%	100%
Total Enrolled	0	1	2	1	1	1
<b>Native American</b>						
Success	100%	0%	100%	100%	0%	0%
Non-Success	0%	0%	0%	0%	0%	0%
Withdrawal	0%	0%	0%	0%	0%	0%

Total Percent	100%	0%	100%	100%	0%	0%
Total Enrolled	<b>2</b>	<b>0</b>	<b>1</b>	<b>1</b>	<b>0</b>	<b>0</b>
<b>Pacific Islander</b>						
Success	0%	0%	0%	0%	0%	0%
Non-Success	0%	0%	0%	0%	0%	0%
Withdrawal	0%	0%	0%	0%	0%	0%
Total Percent	0%	0%	0%	0%	0%	0%
Total Enrolled	<b>0</b>	<b>0</b>	<b>0</b>	<b>0</b>	<b>0</b>	<b>0</b>
<b>White</b>						
Success	90%	83%	100%	92%	92%	100%
Non-Success	0%	0%	0%	0%	0%	0%
Withdrawal	10%	17%	0%	8%	8%	0%
Total Percent	100%	100%	100%	100%	100%	100%
Total Enrolled	<b>10</b>	<b>6</b>	<b>9</b>	<b>13</b>	<b>12</b>	<b>10</b>