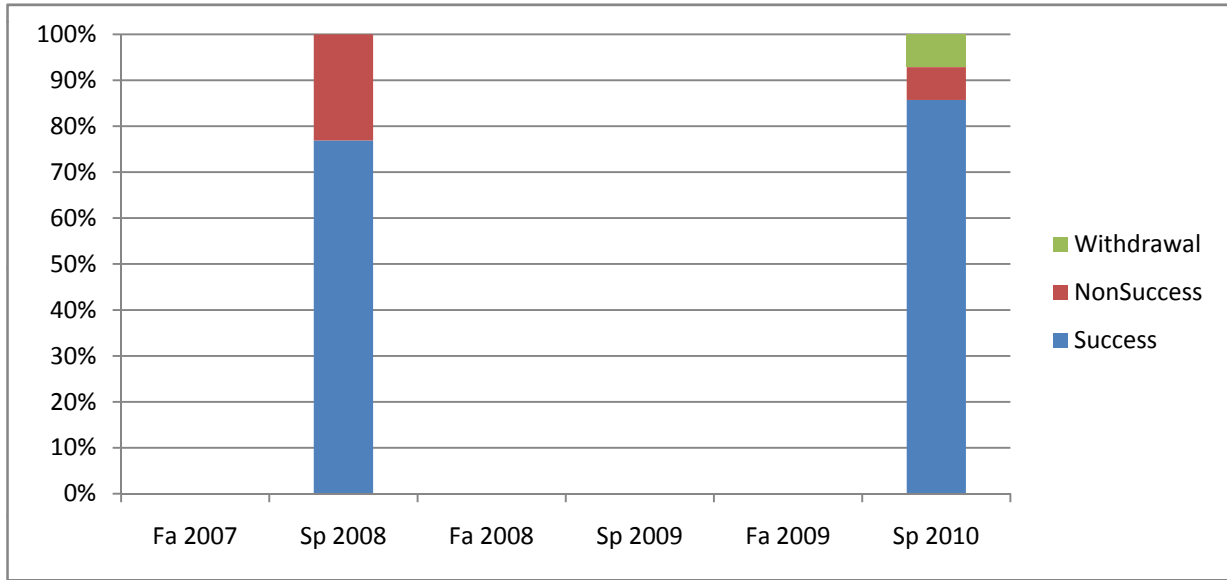
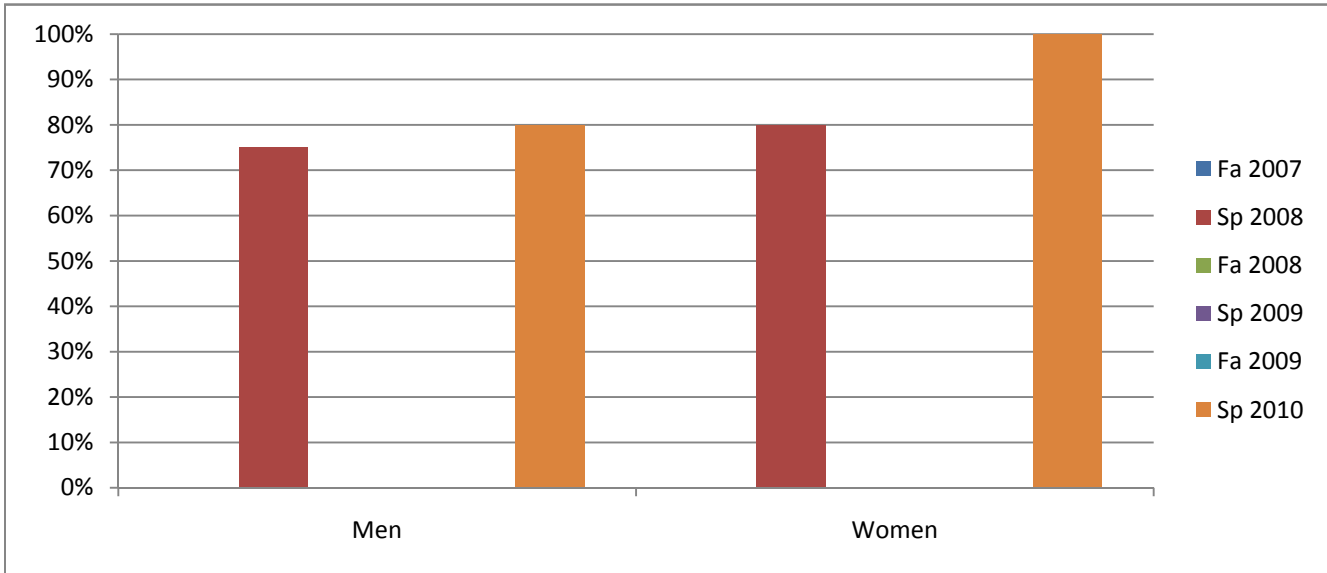


Chabot
 Success, Non-Success, and Withdrawal Rates By Semester
 Course: MTH 35



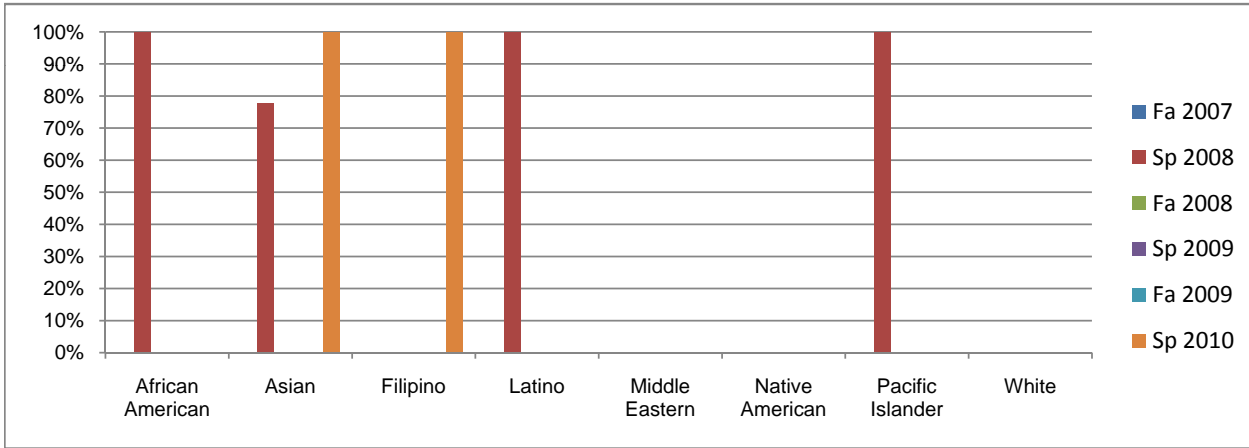
	Fa 2007	Sp 2008	Fa 2008	Sp 2009	Fa 2009	Sp 2010
Success	0%	77%	0%	0%	0%	86%
Non-Success	0%	23%	0%	0%	0%	7%
Withdrawal	0%	0%	0%	0%	0%	7%
Total Percent	0%	100%	0%	0%	0%	100%
Total Enrolled	0	13	0	0	0	14

Chabot
Success Rates By Gender and Semester
Course: MTH 35



	Fa 2007	Sp 2008	Fa 2008	Sp 2009	Fa 2009	Sp 2010
Men						
Success	0%	75%	0%	0%	0%	80%
Non-Success	0%	25%	0%	0%	0%	10%
Withdrawal	0%	0%	0%	0%	0%	10%
Total Percent	0%	100%	0%	0%	0%	100%
Total Enrolled	0	8	0	0	0	10
Women						
Success	0%	80%	0%	0%	0%	100%
Non-Success	0%	20%	0%	0%	0%	0%
Withdrawal	0%	0%	0%	0%	0%	0%
Total Percent	0%	100%	0%	0%	0%	100%
Total Enrolled	0	5	0	0	0	4

Chabot
Success Rates By Ethnicity and Semester
Course: MTH 35



	Fa 2007	Sp 2008	Fa 2008	Sp 2009	Fa 2009	Sp 2010
African American						
Success	0%	100%	0%	0%	0%	0%
Non-Success	0%	0%	0%	0%	0%	0%
Withdrawal	0%	0%	0%	0%	0%	0%
Total Percent	0%	100%	0%	0%	0%	0%
Total Enrolled	0	1	0	0	0	0
Asian						
Success	0%	78%	0%	0%	0%	100%
Non-Success	0%	22%	0%	0%	0%	0%
Withdrawal	0%	0%	0%	0%	0%	0%
Total Percent	0%	100%	0%	0%	0%	100%
Total Enrolled	0	9	0	0	0	9
Filipino						
Success	0%	0%	0%	0%	0%	100%
Non-Success	0%	0%	0%	0%	0%	0%
Withdrawal	0%	0%	0%	0%	0%	0%
Total Percent	0%	0%	0%	0%	0%	100%
Total Enrolled	0	0	0	0	0	1
Latino						
Success	0%	100%	0%	0%	0%	0%
Non-Success	0%	0%	0%	0%	0%	50%
Withdrawal	0%	0%	0%	0%	0%	50%
Total Percent	0%	100%	0%	0%	0%	100%
Total Enrolled	0	1	0	0	0	2
Middle Eastern						
Success	0%	0%	0%	0%	0%	0%
Non-Success	0%	0%	0%	0%	0%	0%
Withdrawal	0%	0%	0%	0%	0%	0%
Total Percent	0%	0%	0%	0%	0%	0%
Total Enrolled	0	0	0	0	0	0
Native American						
Success	0%	0%	0%	0%	0%	0%
Non-Success	0%	0%	0%	0%	0%	0%
Withdrawal	0%	0%	0%	0%	0%	0%
Total Percent	0%	0%	0%	0%	0%	0%
Total Enrolled	0	0	0	0	0	0
Pacific Islander						
Success	0%	100%	0%	0%	0%	0%
Non-Success	0%	0%	0%	0%	0%	0%
Withdrawal	0%	0%	0%	0%	0%	0%
Total Percent	0%	100%	0%	0%	0%	0%
Total Enrolled	0	1	0	0	0	0
White						
Success	0%	0%	0%	0%	0%	0%
Non-Success	0%	0%	0%	0%	0%	0%
Withdrawal	0%	0%	0%	0%	0%	0%
Total Percent	0%	0%	0%	0%	0%	0%
Total Enrolled	0	0	0	0	0	0