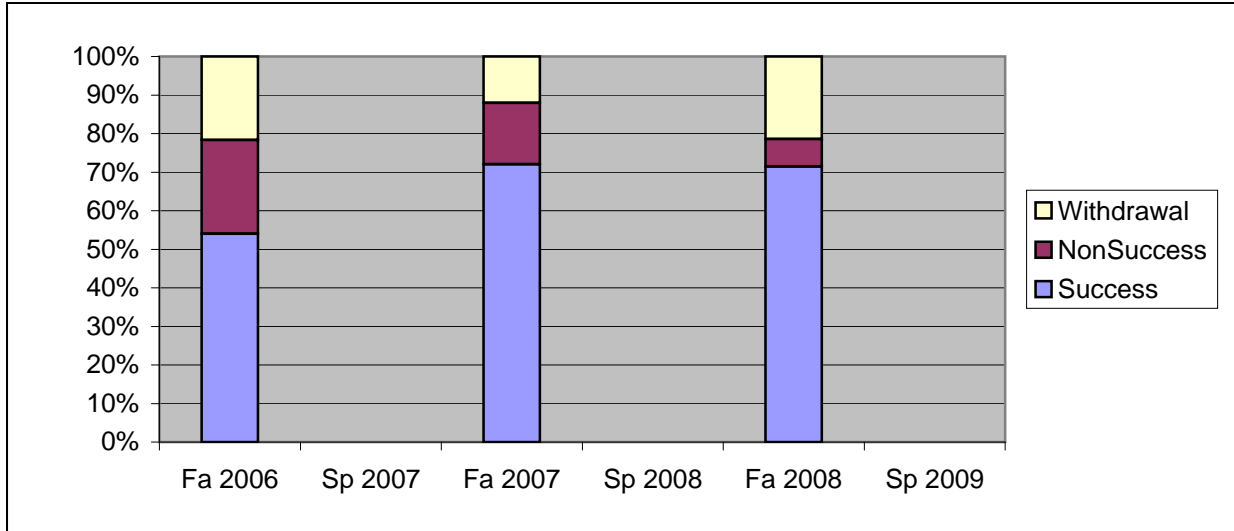
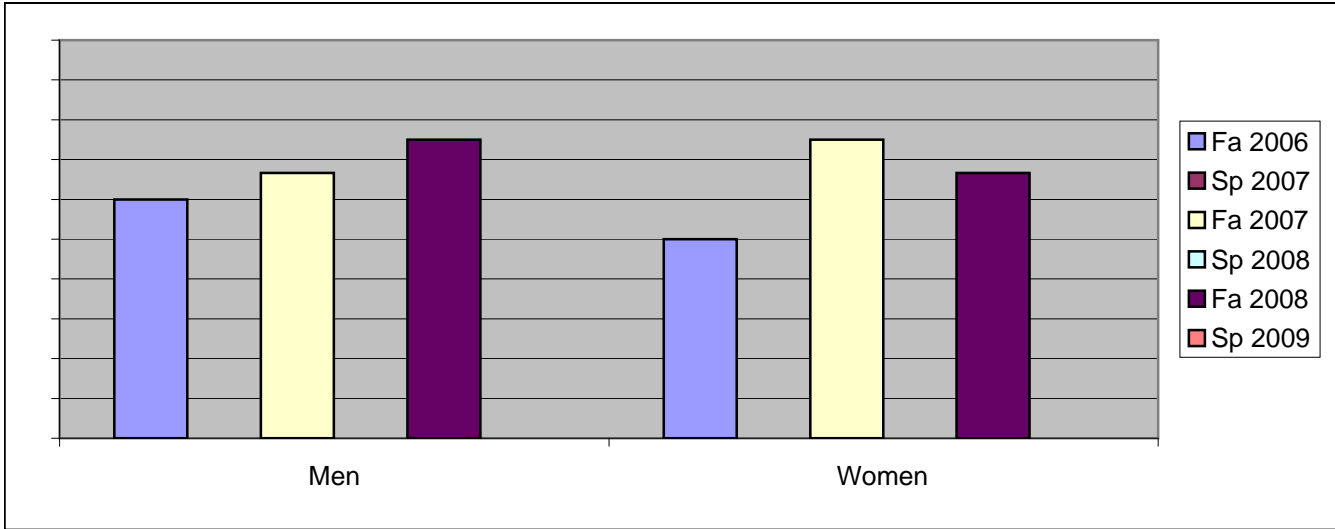


Chabot
 Success, Non-Success, and Withdrawal Rates By Semester
 Course: ADMJ 69



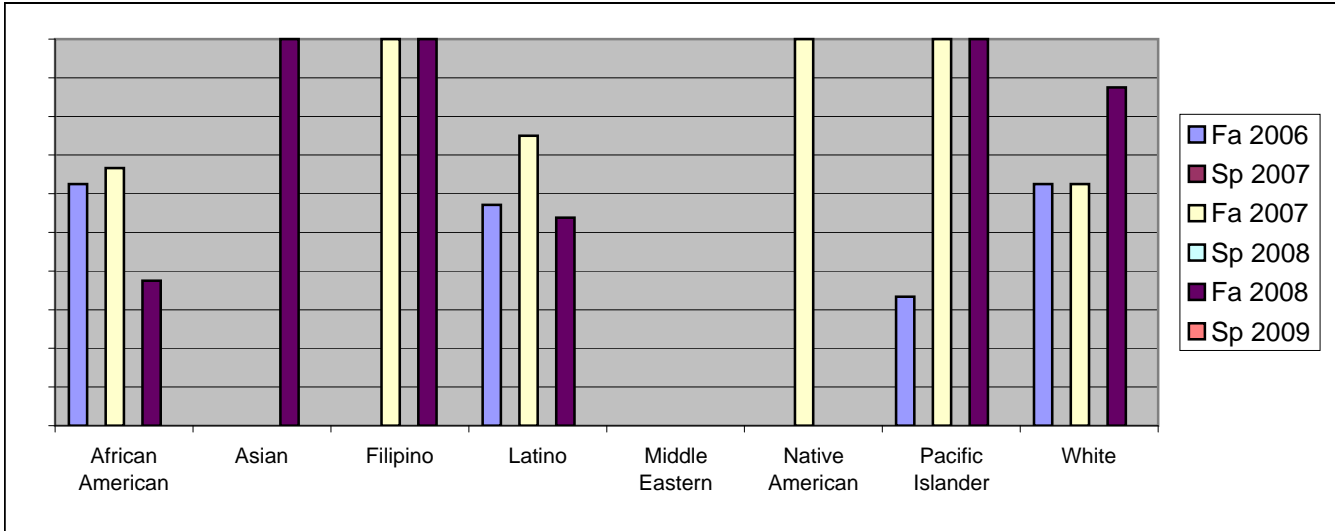
	Fa 2006	Sp 2007	Fa 2007	Sp 2008	Fa 2008	Sp 2009
Success	54%	0%	72%	0%	71%	0%
Non-Success	24%	0%	16%	0%	7%	0%
Withdrawal	22%	0%	12%	0%	21%	0%
Total Percent	100%	0%	100%	0%	100%	0%
Total Enrolled	37	0	25	0	42	0

Chabot
Success Rates By Gender and Semester
Course: ADMJ 69



	Fa 2006	Sp 2007	Fa 2007	Sp 2008	Fa 2008	Sp 2009
Men						
Success	60%	0%	67%	0%	75%	0%
Non-Success	13%	0%	22%	0%	6%	0%
Withdrawal	27%	0%	11%	0%	19%	0%
Total Percent	100%	0%	100%	0%	100%	0%
Total Enrolled	15	0	9	0	16	0
Women						
Success	50%	0%	75%	0%	67%	0%
Non-Success	32%	0%	13%	0%	8%	0%
Withdrawal	18%	0%	13%	0%	25%	0%
Total Percent	100%	0%	100%	0%	100%	0%
Total Enrolled	22	0	16	0	24	0

Chabot
Success Rates By Ethnicity and Semester
Course: ADMJ 69



	Fa 2006	Sp 2007	Fa 2007	Sp 2008	Fa 2008	Sp 2009
African American						
Success	63%	0%	67%	0%	38%	0%
Non-Success	13%	0%	33%	0%	25%	0%
Withdrawal	25%	0%	0%	0%	38%	0%
Total Percent	100%	0%	100%	0%	100%	0%
Total Enrolled	8	0	3	0	8	0
Asian						
Success	0%	0%	0%	0%	100%	0%
Non-Success	0%	0%	0%	0%	0%	0%
Withdrawal	100%	0%	0%	0%	0%	0%
Total Percent	100%	0%	0%	0%	100%	0%
Total Enrolled	1	0	0	0	2	0
Filipino						
Success	0%	0%	100%	0%	100%	0%
Non-Success	0%	0%	0%	0%	0%	0%
Withdrawal	100%	0%	0%	0%	0%	0%
Total Percent	100%	0%	100%	0%	100%	0%
Total Enrolled	2	0	2	0	3	0
Latino						
Success	57%	0%	75%	0%	54%	0%
Non-Success	36%	0%	25%	0%	8%	0%
Withdrawal	7%	0%	0%	0%	38%	0%
Total Percent	100%	0%	100%	0%	100%	0%
Total Enrolled	14	0	8	0	13	0
Middle Eastern						
Success	0%	0%	0%	0%	0%	0%
Non-Success	0%	0%	0%	0%	0%	0%
Withdrawal	0%	0%	0%	0%	0%	0%
Total Percent	0%	0%	0%	0%	0%	0%
Total Enrolled	0	0	0	0	0	0
Native American						
Success	0%	0%	100%	0%	0%	0%
Non-Success	0%	0%	0%	0%	0%	0%
Withdrawal	0%	0%	0%	0%	0%	0%

Total Percent	0%	0%	100%	0%	0%	0%
Total Enrolled	0	0	1	0	0	0
Pacific Islander						
Success	33%	0%	100%	0%	100%	0%
Non-Success	0%	0%	0%	0%	0%	0%
Withdrawal	67%	0%	0%	0%	0%	0%
Total Percent	100%	0%	100%	0%	100%	0%
Total Enrolled	3	0	1	0	2	0
White						
Success	63%	0%	63%	0%	88%	0%
Non-Success	38%	0%	13%	0%	0%	0%
Withdrawal	0%	0%	25%	0%	13%	0%
Total Percent	100%	0%	100%	0%	100%	0%
Total Enrolled	8	0	8	0	8	0