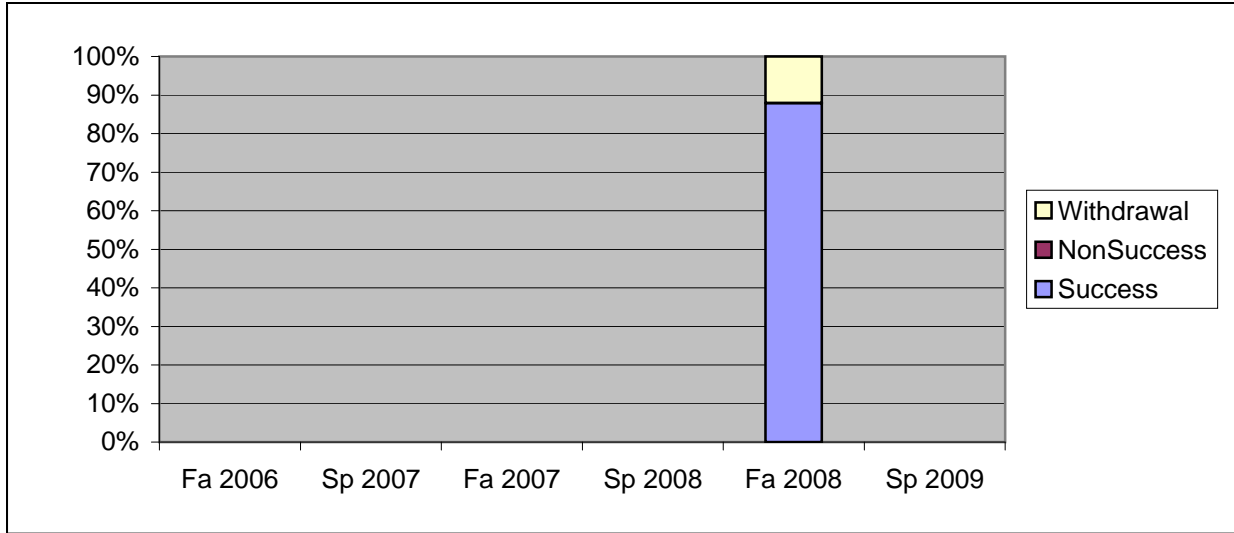
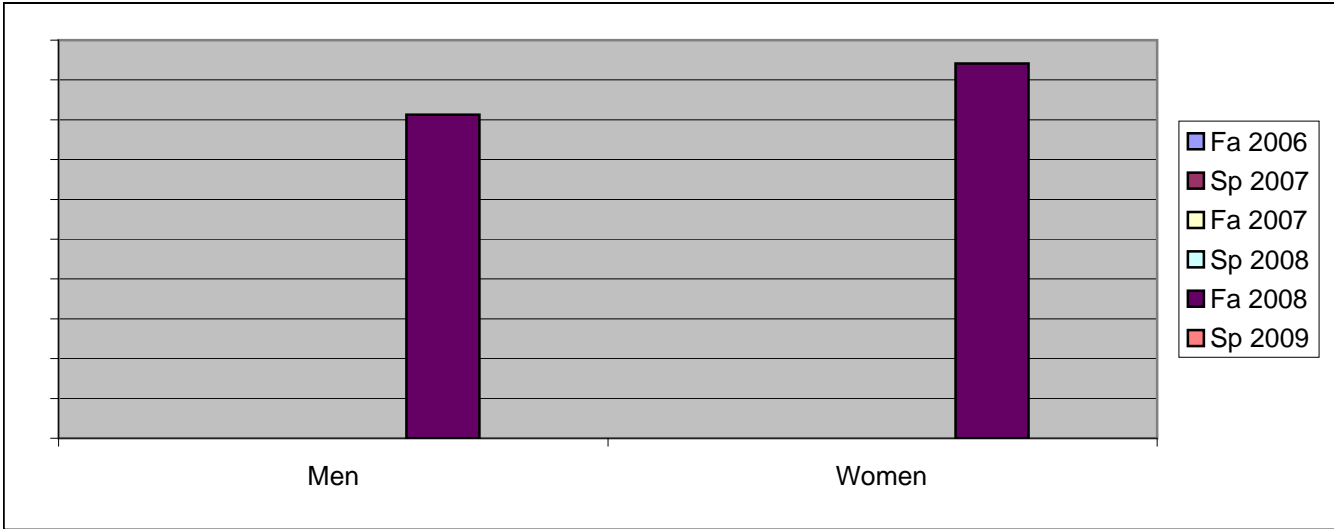


Chabot
 Success, Non-Success, and Withdrawal Rates By Semester
 Course: ADMJ 79



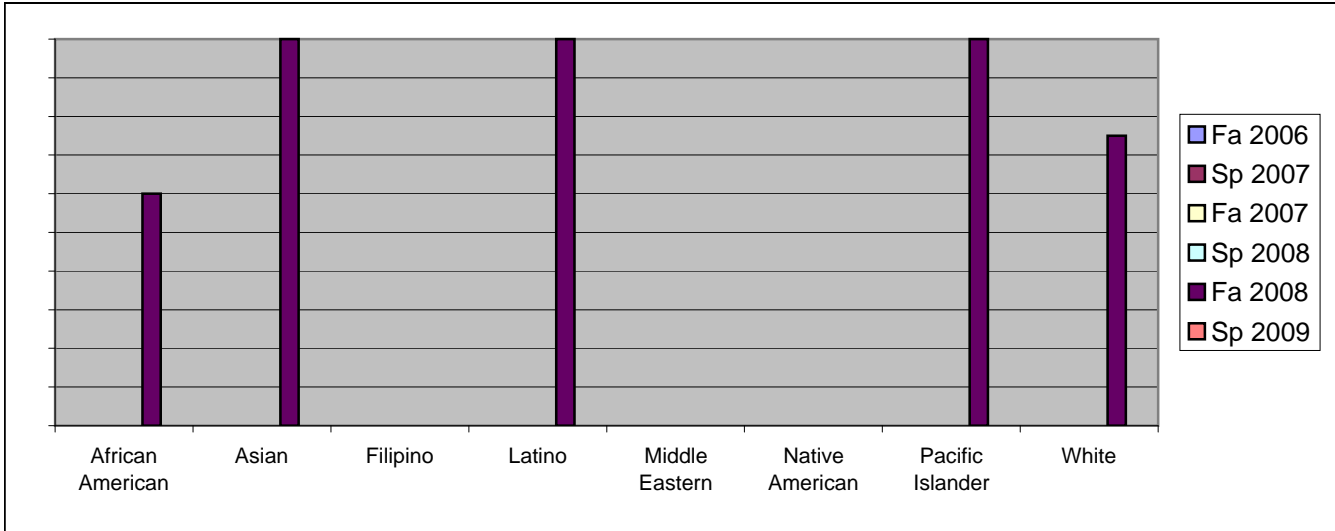
	Fa 2006	Sp 2007	Fa 2007	Sp 2008	Fa 2008	Sp 2009
Success	0%	0%	0%	0%	88%	0%
Non-Success	0%	0%	0%	0%	0%	0%
Withdrawal	0%	0%	0%	0%	12%	0%
Total Percent	0%	0%	0%	0%	100%	0%
Total Enrolled	0	0	0	0	33	0

Chabot
 Success Rates By Gender and Semester
 Course: ADMJ 79



	Fa 2006	Sp 2007	Fa 2007	Sp 2008	Fa 2008	Sp 2009
Men						
Success	0%	0%	0%	0%	81%	0%
Non-Success	0%	0%	0%	0%	0%	0%
Withdrawal	0%	0%	0%	0%	19%	0%
Total Percent	0%	0%	0%	0%	100%	0%
Total Enrolled	0	0	0	0	16	0
Women						
Success	0%	0%	0%	0%	94%	0%
Non-Success	0%	0%	0%	0%	0%	0%
Withdrawal	0%	0%	0%	0%	6%	0%
Total Percent	0%	0%	0%	0%	100%	0%
Total Enrolled	0	0	0	0	17	0

Chabot
Success Rates By Ethnicity and Semester
Course: ADMJ 79



	Fa 2006	Sp 2007	Fa 2007	Sp 2008	Fa 2008	Sp 2009
African American						
Success	0%	0%	0%	0%	60%	0%
Non-Success	0%	0%	0%	0%	0%	0%
Withdrawal	0%	0%	0%	0%	40%	0%
Total Percent	0%	0%	0%	0%	100%	0%
Total Enrolled	0	0	0	0	5	0
Asian						
Success	0%	0%	0%	0%	100%	0%
Non-Success	0%	0%	0%	0%	0%	0%
Withdrawal	0%	0%	0%	0%	0%	0%
Total Percent	0%	0%	0%	0%	100%	0%
Total Enrolled	0	0	0	0	4	0
Filipino						
Success	0%	0%	0%	0%	0%	0%
Non-Success	0%	0%	0%	0%	0%	0%
Withdrawal	0%	0%	0%	0%	0%	0%
Total Percent	0%	0%	0%	0%	0%	0%
Total Enrolled	0	0	0	0	0	0
Latino						
Success	0%	0%	0%	0%	100%	0%
Non-Success	0%	0%	0%	0%	0%	0%
Withdrawal	0%	0%	0%	0%	0%	0%
Total Percent	0%	0%	0%	0%	100%	0%
Total Enrolled	0	0	0	0	12	0
Middle Eastern						
Success	0%	0%	0%	0%	0%	0%
Non-Success	0%	0%	0%	0%	0%	0%
Withdrawal	0%	0%	0%	0%	0%	0%
Total Percent	0%	0%	0%	0%	0%	0%
Total Enrolled	0	0	0	0	0	0
Native American						
Success	0%	0%	0%	0%	0%	0%
Non-Success	0%	0%	0%	0%	0%	0%
Withdrawal	0%	0%	0%	0%	0%	0%

Total Percent	0%	0%	0%	0%	0%	0%
Total Enrolled	0	0	0	0	0	0
Pacific Islander						
Success	0%	0%	0%	0%	100%	0%
Non-Success	0%	0%	0%	0%	0%	0%
Withdrawal	0%	0%	0%	0%	0%	0%
Total Percent	0%	0%	0%	0%	100%	0%
Total Enrolled	0	0	0	0	2	0
White						
Success	0%	0%	0%	0%	75%	0%
Non-Success	0%	0%	0%	0%	0%	0%
Withdrawal	0%	0%	0%	0%	25%	0%
Total Percent	0%	0%	0%	0%	100%	0%
Total Enrolled	0	0	0	0	8	0