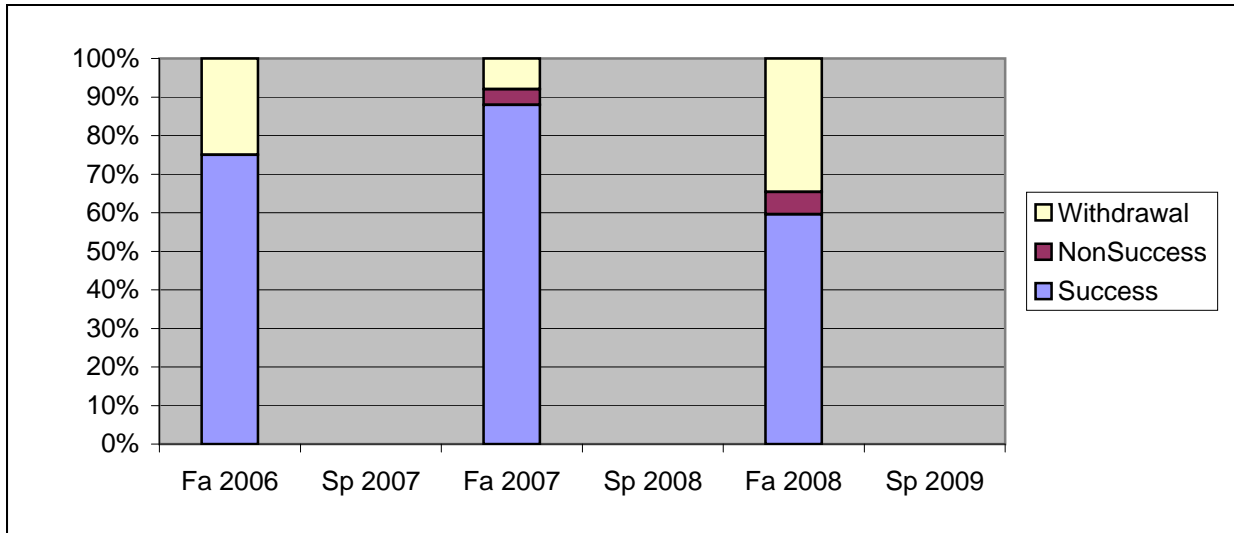
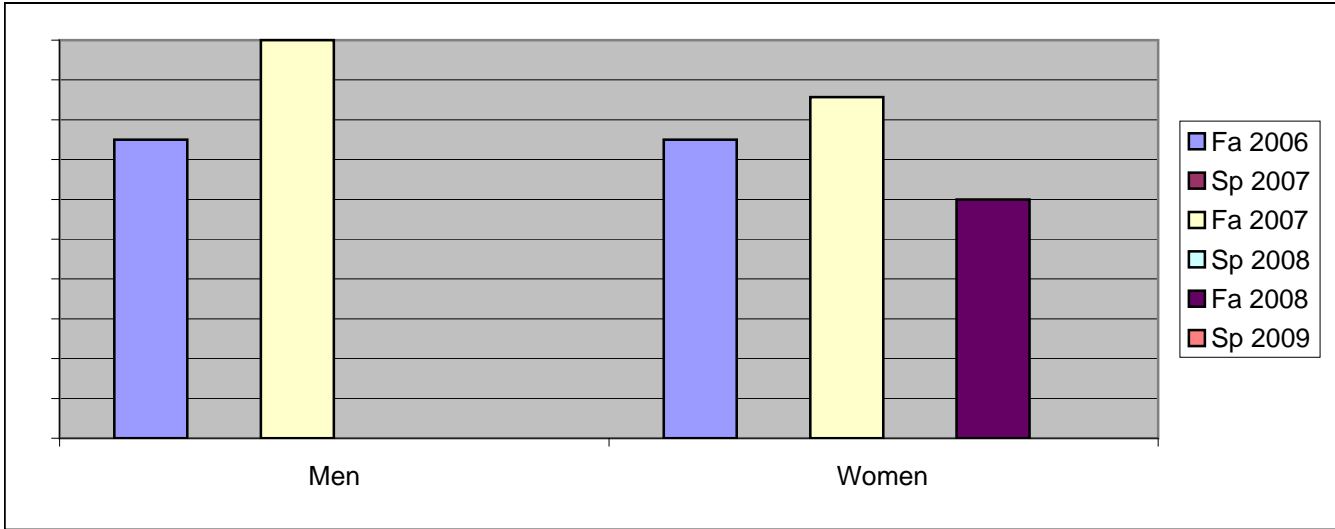


Chabot
 Success, Non-Success, and Withdrawal Rates By Semester
 Course: ECD 61



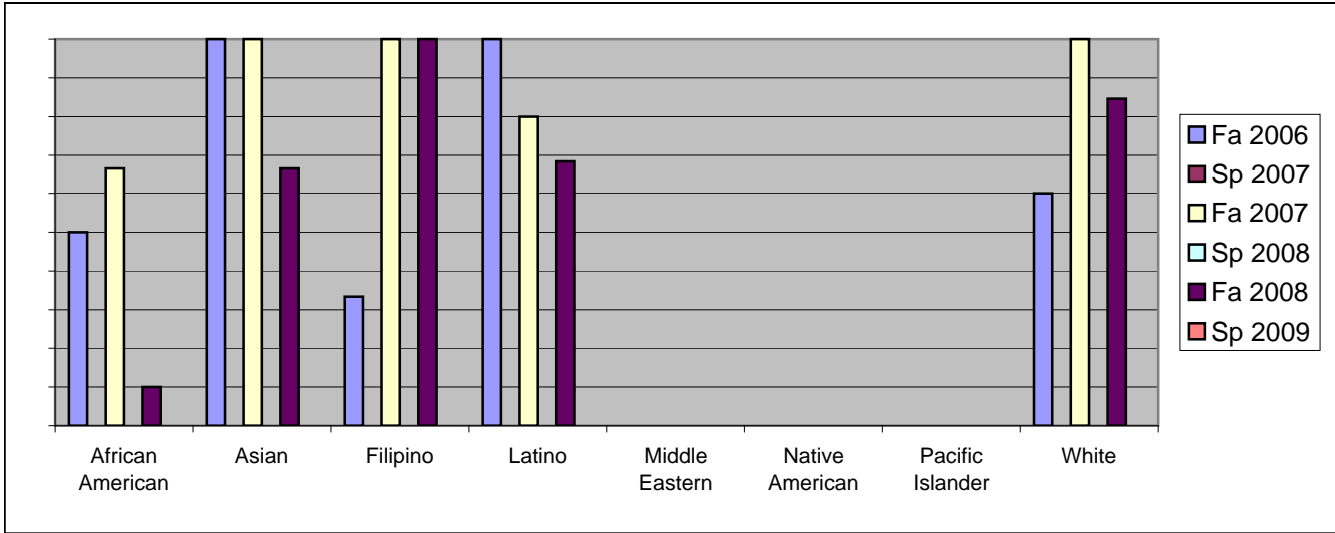
	Fa 2006	Sp 2007	Fa 2007	Sp 2008	Fa 2008	Sp 2009
Success	75%	0%	88%	0%	60%	0%
Non-Success	0%	0%	4%	0%	6%	0%
Withdrawal	25%	0%	8%	0%	35%	0%
Total Percent	100%	0%	100%	0%	100%	0%
Total Enrolled	24	0	25	0	52	0

Chabot
 Success Rates By Gender and Semester
 Course: ECD 61



	Fa 2006	Sp 2007	Fa 2007	Sp 2008	Fa 2008	Sp 2009
Men						
Success	75%	0%	100%	0%	0%	0%
Non-Success	0%	0%	0%	0%	100%	0%
Withdrawal	25%	0%	0%	0%	0%	0%
Total Percent	100%	0%	100%	0%	100%	0%
Total Enrolled	4	0	1	0	1	0
Women						
Success	75%	0%	86%	0%	60%	0%
Non-Success	0%	0%	5%	0%	4%	0%
Withdrawal	25%	0%	10%	0%	36%	0%
Total Percent	100%	0%	100%	0%	100%	0%
Total Enrolled	20	0	21	0	50	0

Chabot
Success Rates By Ethnicity and Semester
Course: ECD 61



	Fa 2006	Sp 2007	Fa 2007	Sp 2008	Fa 2008	Sp 2009
African American						
Success	50%	0%	67%	0%	10%	0%
Non-Success	0%	0%	0%	0%	0%	0%
Withdrawal	50%	0%	33%	0%	90%	0%
Total Percent	100%	0%	100%	0%	100%	0%
Total Enrolled	2	0	3	0	10	0
Asian						
Success	100%	0%	100%	0%	67%	0%
Non-Success	0%	0%	0%	0%	0%	0%
Withdrawal	0%	0%	0%	0%	33%	0%
Total Percent	100%	0%	100%	0%	100%	0%
Total Enrolled	4	0	3	0	6	0
Filipino						
Success	33%	0%	100%	0%	100%	0%
Non-Success	0%	0%	0%	0%	0%	0%
Withdrawal	67%	0%	0%	0%	0%	0%
Total Percent	100%	0%	100%	0%	100%	0%
Total Enrolled	3	0	3	0	1	0
Latino						
Success	100%	0%	80%	0%	68%	0%
Non-Success	0%	0%	10%	0%	5%	0%
Withdrawal	0%	0%	10%	0%	26%	0%
Total Percent	100%	0%	100%	0%	100%	0%
Total Enrolled	8	0	10	0	19	0
Middle Eastern						
Success	0%	0%	0%	0%	0%	0%
Non-Success	0%	0%	0%	0%	100%	0%
Withdrawal	0%	0%	0%	0%	0%	0%
Total Percent	0%	0%	0%	0%	100%	0%
Total Enrolled	0	0	0	0	1	0
Native American						
Success	0%	0%	0%	0%	0%	0%
Non-Success	0%	0%	0%	0%	0%	0%
Withdrawal	0%	0%	0%	0%	0%	0%

Total Percent	0%	0%	0%	0%	0%	0%
Total Enrolled	0	0	0	0	0	0
Pacific Islander						
Success	0%	0%	0%	0%	0%	0%
Non-Success	0%	0%	0%	0%	0%	0%
Withdrawal	0%	0%	0%	0%	0%	0%
Total Percent	0%	0%	0%	0%	0%	0%
Total Enrolled	0	0	0	0	0	0
White						
Success	60%	0%	100%	0%	85%	0%
Non-Success	0%	0%	0%	0%	8%	0%
Withdrawal	40%	0%	0%	0%	8%	0%
Total Percent	100%	0%	100%	0%	100%	0%
Total Enrolled	5	0	3	0	13	0