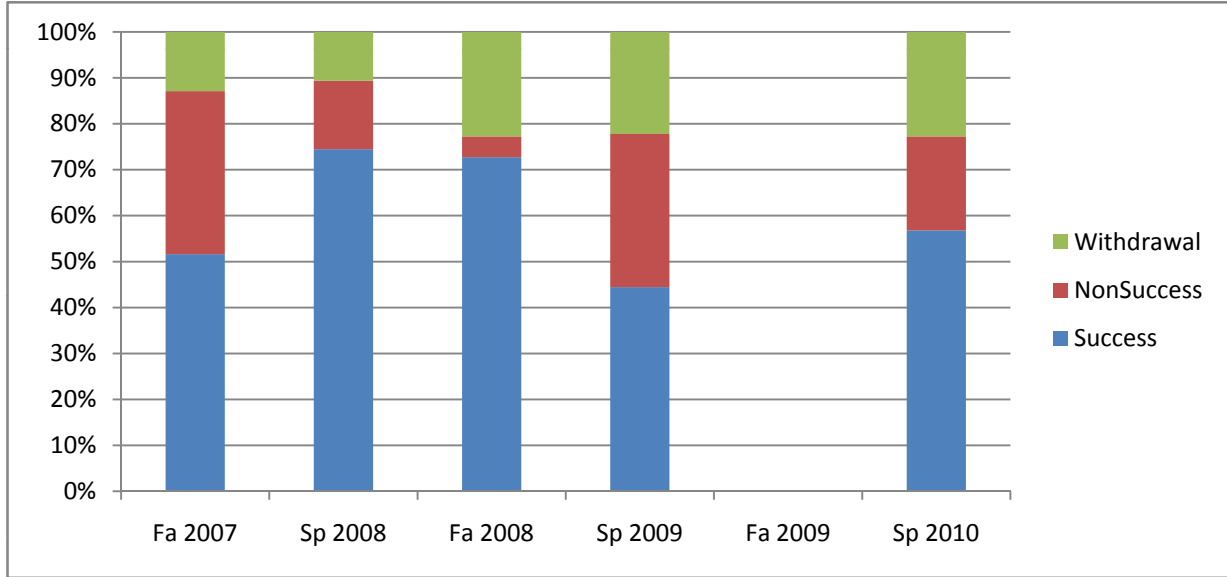
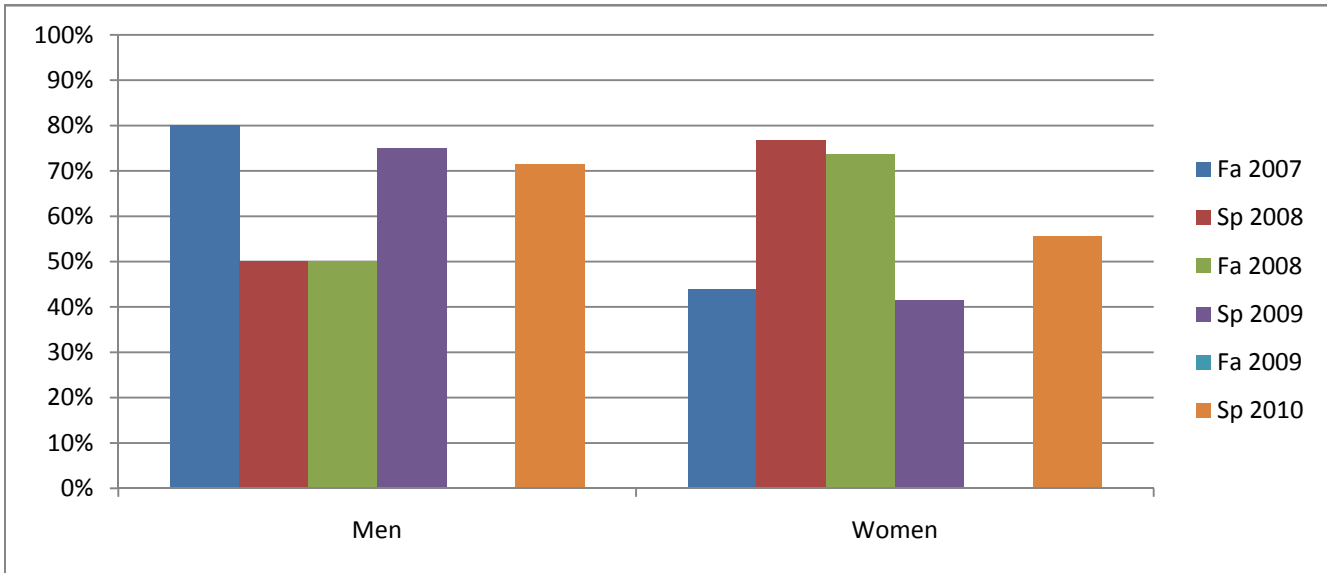


Chabot
 Success, Non-Success, and Withdrawal Rates By Semester
 Course: ECD 52



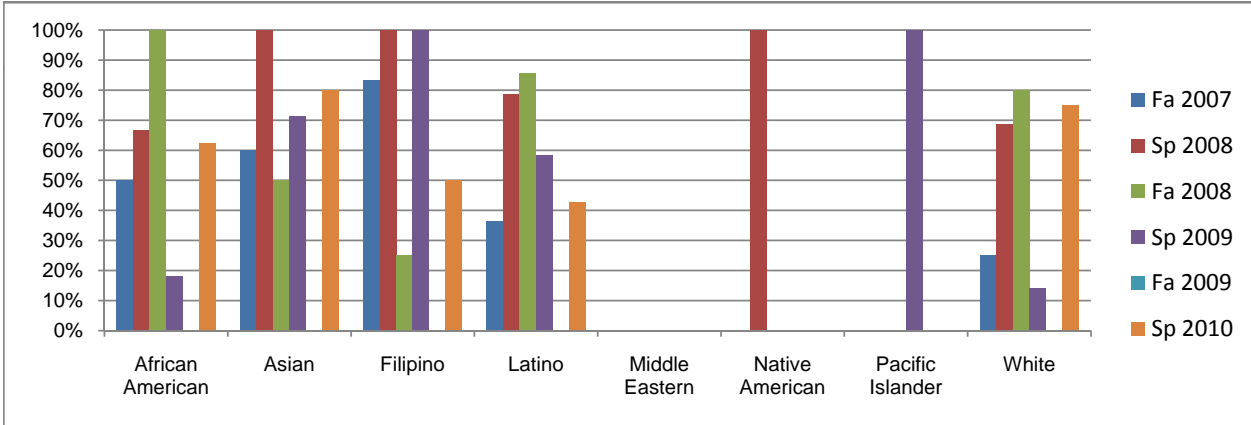
	Fa 2007	Sp 2008	Fa 2008	Sp 2009	Fa 2009	Sp 2010
Success	52%	74%	73%	44%	0%	57%
Non-Success	35%	15%	5%	33%	0%	20%
Withdrawal	13%	11%	23%	22%	0%	23%
Total Percent	100%	100%	100%	100%	0%	100%
Total Enrolled	31	47	22	45	0	44

Chabot
Success Rates By Gender and Semester
Course: ECD 52



	Fa 2007	Sp 2008	Fa 2008	Sp 2009	Fa 2009	Sp 2010
Men						
Success	80%	50%	50%	75%	0%	71%
Non-Success	20%	25%	0%	0%	0%	0%
Withdrawal	0%	25%	50%	25%	0%	29%
Total Percent	100%	100%	100%	100%	0%	100%
Total Enrolled	5	4	2	4	0	7
Women						
Success	44%	77%	74%	41%	0%	56%
Non-Success	40%	14%	5%	37%	0%	25%
Withdrawal	16%	9%	21%	22%	0%	19%
Total Percent	100%	100%	100%	100%	0%	100%
Total Enrolled	25	43	19	41	0	36

Chabot
Success Rates By Ethnicity and Semester
Course: ECD 52



	Fa 2007	Sp 2008	Fa 2008	Sp 2009	Fa 2009	Sp 2010
African American						
Success	50%	67%	100%	18%	0%	63%
Non-Success	25%	0%	0%	64%	0%	0%
Withdrawal	25%	33%	0%	18%	0%	38%
Total Percent	100%	100%	100%	100%	0%	100%
Total Enrolled	4	6	3	11	0	8
Asian						
Success	60%	100%	50%	71%	0%	80%
Non-Success	20%	0%	0%	14%	0%	20%
Withdrawal	20%	0%	50%	14%	0%	0%
Total Percent	100%	100%	100%	100%	0%	100%
Total Enrolled	5	1	2	7	0	5
Filipino						
Success	83%	100%	25%	100%	0%	50%
Non-Success	0%	0%	0%	0%	0%	0%
Withdrawal	17%	0%	75%	0%	0%	50%
Total Percent	100%	100%	100%	100%	0%	100%
Total Enrolled	6	2	4	1	0	2
Latino						
Success	36%	79%	86%	58%	0%	43%
Non-Success	55%	21%	14%	33%	0%	33%
Withdrawal	9%	0%	0%	8%	0%	24%
Total Percent	100%	100%	100%	100%	0%	100%
Total Enrolled	11	14	7	12	0	21
Middle Eastern						
Success	0%	0%	0%	0%	0%	0%
Non-Success	0%	0%	0%	0%	0%	0%
Withdrawal	0%	0%	0%	100%	0%	0%
Total Percent	0%	0%	0%	100%	0%	0%
Total Enrolled	0	0	0	1	0	0
Native American						
Success	0%	100%	0%	0%	0%	0%
Non-Success	0%	0%	0%	0%	0%	0%
Withdrawal	0%	0%	0%	0%	0%	0%
Total Percent	0%	100%	0%	0%	0%	0%
Total Enrolled	0	1	0	0	0	0
Pacific Islander						
Success	0%	0%	0%	100%	0%	0%
Non-Success	0%	0%	0%	0%	0%	0%
Withdrawal	0%	0%	0%	0%	0%	0%
Total Percent	0%	0%	0%	100%	0%	0%
Total Enrolled	0	0	0	2	0	0
White						
Success	25%	69%	80%	14%	0%	75%
Non-Success	75%	13%	0%	29%	0%	0%
Withdrawal	0%	19%	20%	57%	0%	25%
Total Percent	100%	100%	100%	100%	0%	100%
Total Enrolled	4	16	5	7	0	4