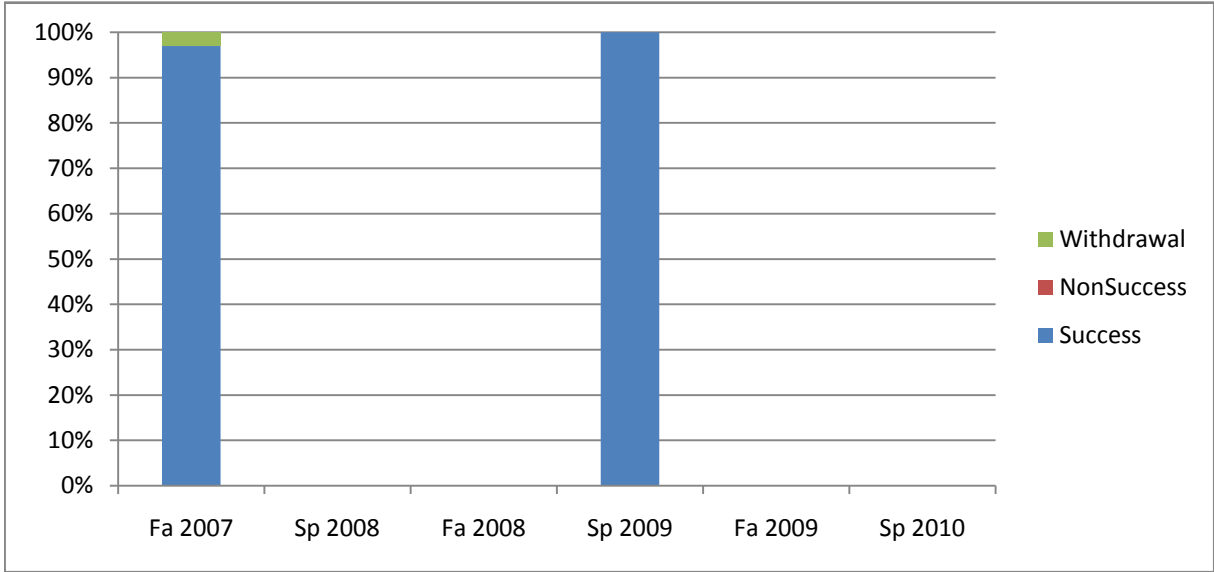
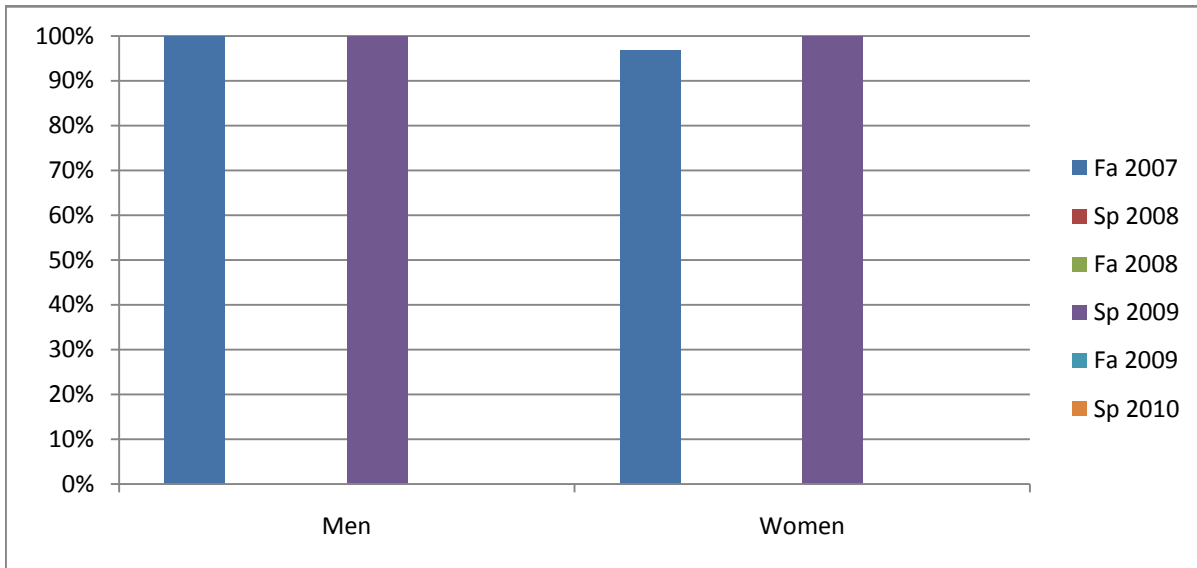


Chabot
 Success, Non-Success, and Withdrawal Rates By Semester
 Course: ECD 80



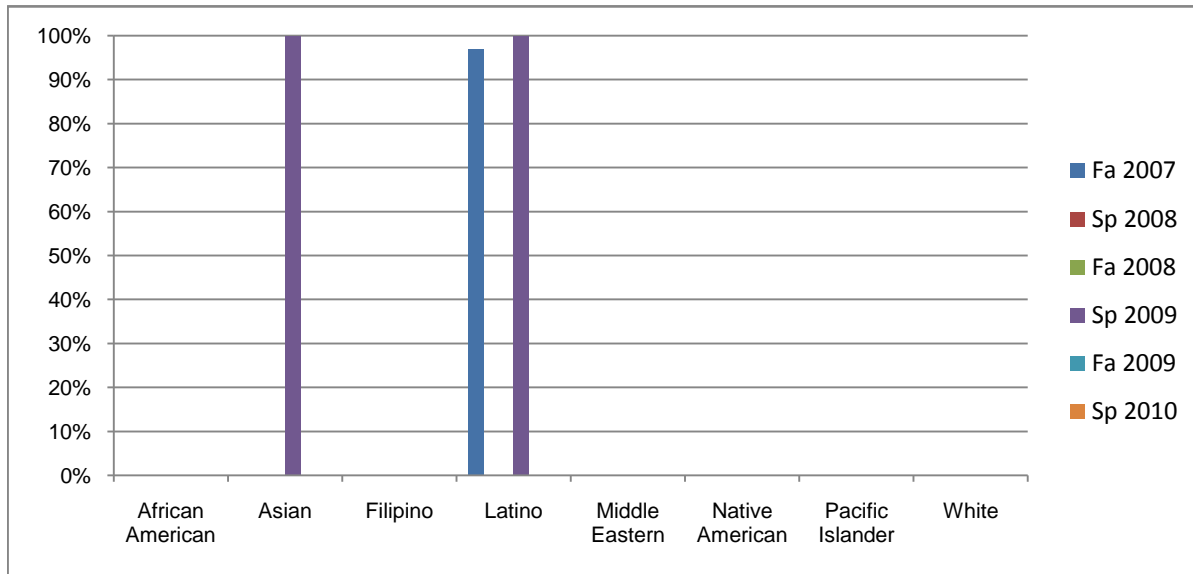
	Fa 2007	Sp 2008	Fa 2008	Sp 2009	Fa 2009	Sp 2010
Success	97%	0%	0%	100%	0%	0%
Non-Success	0%	0%	0%	0%	0%	0%
Withdrawal	3%	0%	0%	0%	0%	0%
Total Percent	100%	0%	0%	100%	0%	0%
Total Enrolled	33	0	0	38	0	0

Chabot
 Success Rates By Gender and Semester
 Course: ECD 80



	Fa 2007	Sp 2008	Fa 2008	Sp 2009	Fa 2009	Sp 2010
Men						
Success	100%	0%	0%	100%	0%	0%
Non-Success	0%	0%	0%	0%	0%	0%
Withdrawal	0%	0%	0%	0%	0%	0%
Total Percent	100%	0%	0%	100%	0%	0%
Total Enrolled	1	0	0	1	0	0
Women						
Success	97%	0%	0%	100%	0%	0%
Non-Success	0%	0%	0%	0%	0%	0%
Withdrawal	3%	0%	0%	0%	0%	0%
Total Percent	100%	0%	0%	100%	0%	0%
Total Enrolled	31	0	0	35	0	0

Chabot
Success Rates By Ethnicity and Semester
Course: ECD 80



	Fa 2007	Sp 2008	Fa 2008	Sp 2009	Fa 2009	Sp 2010
African American						
Success	0%	0%	0%	0%	0%	0%
Non-Success	0%	0%	0%	0%	0%	0%
Withdrawal	0%	0%	0%	0%	0%	0%
Total Percent	0%	0%	0%	0%	0%	0%
Total Enrolled	0	0	0	0	0	0
Asian						
Success	0%	0%	0%	100%	0%	0%
Non-Success	0%	0%	0%	0%	0%	0%
Withdrawal	0%	0%	0%	0%	0%	0%
Total Percent	0%	0%	0%	100%	0%	0%
Total Enrolled	0	0	0	1	0	0
Filipino						
Success	0%	0%	0%	0%	0%	0%
Non-Success	0%	0%	0%	0%	0%	0%
Withdrawal	0%	0%	0%	0%	0%	0%
Total Percent	0%	0%	0%	0%	0%	0%
Total Enrolled	0	0	0	0	0	0
Latino						
Success	97%	0%	0%	100%	0%	0%
Non-Success	0%	0%	0%	0%	0%	0%
Withdrawal	3%	0%	0%	0%	0%	0%
Total Percent	100%	0%	0%	100%	0%	0%
Total Enrolled	33	0	0	37	0	0
Middle Eastern						
Success	0%	0%	0%	0%	0%	0%
Non-Success	0%	0%	0%	0%	0%	0%
Withdrawal	0%	0%	0%	0%	0%	0%

Total Percent	0%	0%	0%	0%	0%	0%
Total Enrolled	0	0	0	0	0	0
Native American						
Success	0%	0%	0%	0%	0%	0%
Non-Success	0%	0%	0%	0%	0%	0%
Withdrawal	0%	0%	0%	0%	0%	0%
Total Percent	0%	0%	0%	0%	0%	0%
Total Enrolled	0	0	0	0	0	0
Pacific Islander						
Success	0%	0%	0%	0%	0%	0%
Non-Success	0%	0%	0%	0%	0%	0%
Withdrawal	0%	0%	0%	0%	0%	0%
Total Percent	0%	0%	0%	0%	0%	0%
Total Enrolled	0	0	0	0	0	0
White						
Success	0%	0%	0%	0%	0%	0%
Non-Success	0%	0%	0%	0%	0%	0%
Withdrawal	0%	0%	0%	0%	0%	0%
Total Percent	0%	0%	0%	0%	0%	0%
Total Enrolled	0	0	0	0	0	0