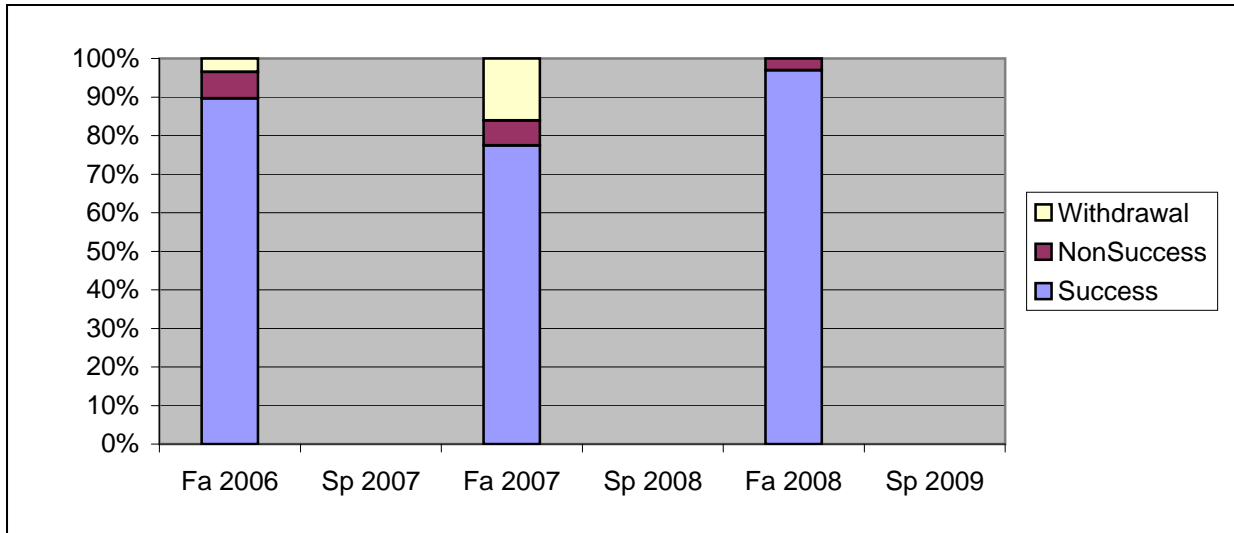
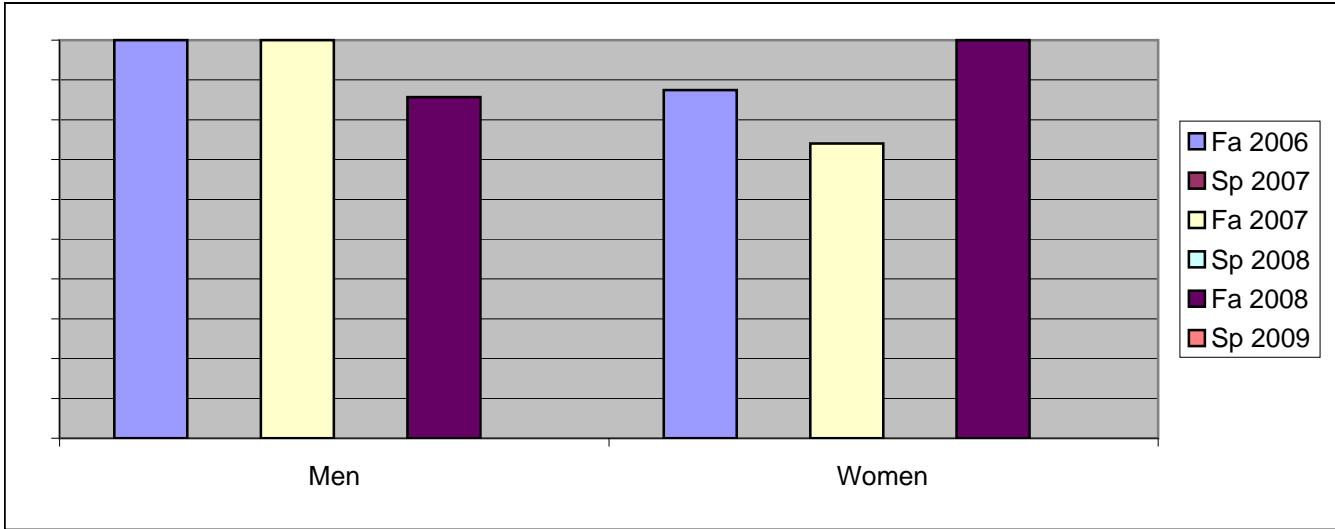


Chabot
 Success, Non-Success, and Withdrawal Rates By Semester
 Discipline: RECR



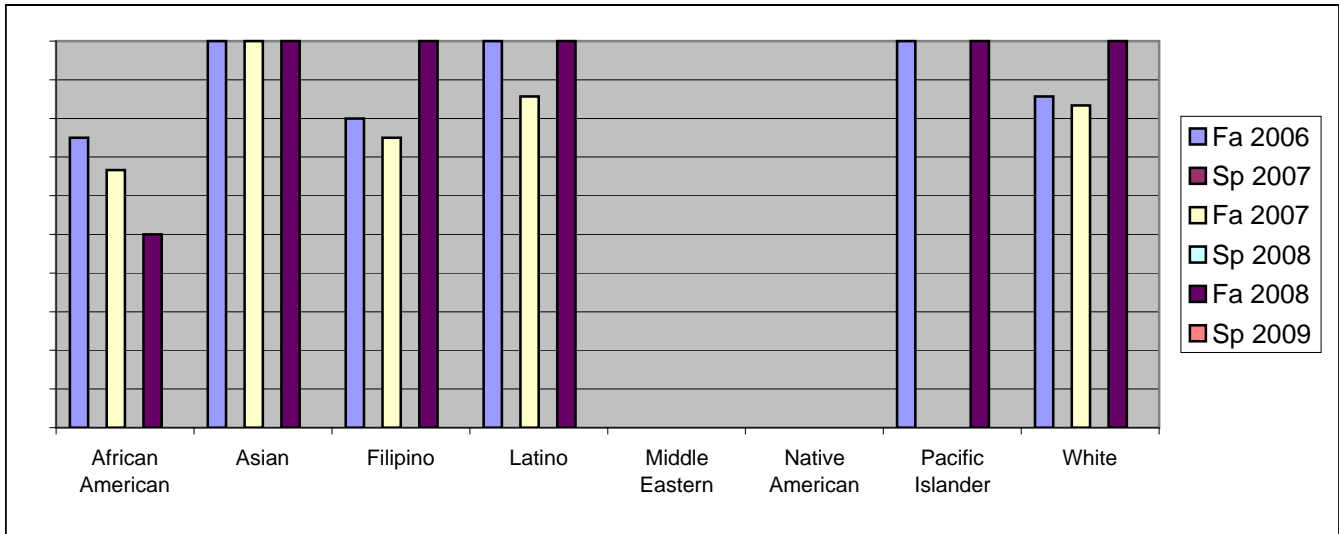
	Fa 2006	Sp 2007	Fa 2007	Sp 2008	Fa 2008	Sp 2009
Success	90%	0%	77%	0%	97%	0%
Non-Success	7%	0%	6%	0%	3%	0%
Withdrawal	3%	0%	16%	0%	0%	0%
Total Percent	100%	0%	100%	0%	100%	0%
Total Enrolled	29	0	31	0	33	0

Chabot
Success Rates By Gender and Semester
Discipline: RECR



	Fa 2006	Sp 2007	Fa 2007	Sp 2008	Fa 2008	Sp 2009
Men						
Success	100%	0%	100%	0%	86%	0%
Non-Success	0%	0%	0%	0%	14%	0%
Withdrawal	0%	0%	0%	0%	0%	0%
Total Percent	100%	0%	100%	0%	100%	0%
Total Enrolled	5	0	4	0	7	0
Women						
Success	88%	0%	74%	0%	100%	0%
Non-Success	8%	0%	7%	0%	0%	0%
Withdrawal	4%	0%	19%	0%	0%	0%
Total Percent	100%	0%	100%	0%	100%	0%
Total Enrolled	24	0	27	0	26	0

Chabot
Success Rates By Ethnicity and Semester
Discipline: RECR



	Fa 2006	Sp 2007	Fa 2007	Sp 2008	Fa 2008	Sp 2009
African American						
Success	75%	0%	67%	0%	50%	0%
Non-Success	25%	0%	33%	0%	50%	0%
Withdrawal	0%	0%	0%	0%	0%	0%
Total Percent	100%	0%	100%	0%	100%	0%
Total Enrolled	4	0	3	0	2	0
Asian						
Success	100%	0%	100%	0%	100%	0%
Non-Success	0%	0%	0%	0%	0%	0%
Withdrawal	0%	0%	0%	0%	0%	0%
Total Percent	100%	0%	100%	0%	100%	0%
Total Enrolled	6	0	3	0	6	0
Filipino						
Success	80%	0%	75%	0%	100%	0%
Non-Success	20%	0%	0%	0%	0%	0%
Withdrawal	0%	0%	25%	0%	0%	0%
Total Percent	100%	0%	100%	0%	100%	0%
Total Enrolled	5	0	8	0	9	0
Latino						
Success	100%	0%	86%	0%	100%	0%
Non-Success	0%	0%	0%	0%	0%	0%
Withdrawal	0%	0%	14%	0%	0%	0%
Total Percent	100%	0%	100%	0%	100%	0%
Total Enrolled	5	0	7	0	2	0
Middle Eastern						
Success	0%	0%	0%	0%	0%	0%
Non-Success	0%	0%	0%	0%	0%	0%
Withdrawal	0%	0%	0%	0%	0%	0%

Total Percent	0%	0%	0%	0%	0%	0%
Total Enrolled	0	0	0	0	0	0
Native American						
Success	0%	0%	0%	0%	0%	0%
Non-Success	0%	0%	0%	0%	0%	0%
Withdrawal	0%	0%	100%	0%	0%	0%
Total Percent	0%	0%	100%	0%	0%	0%
Total Enrolled	0	0	1	0	0	0
Pacific Islander						
Success	100%	0%	0%	0%	100%	0%
Non-Success	0%	0%	0%	0%	0%	0%
Withdrawal	0%	0%	0%	0%	0%	0%
Total Percent	100%	0%	0%	0%	100%	0%
Total Enrolled	2	0	0	0	2	0
White						
Success	86%	0%	83%	0%	100%	0%
Non-Success	0%	0%	0%	0%	0%	0%
Withdrawal	14%	0%	17%	0%	0%	0%
Total Percent	100%	0%	100%	0%	100%	0%
Total Enrolled	7	0	6	0	10	0