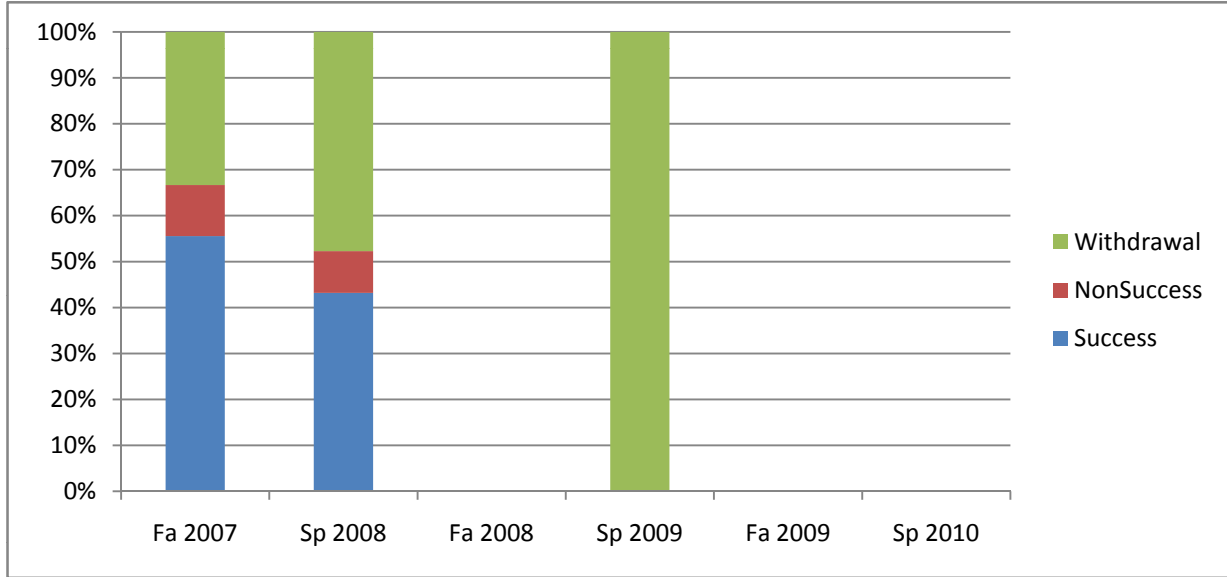
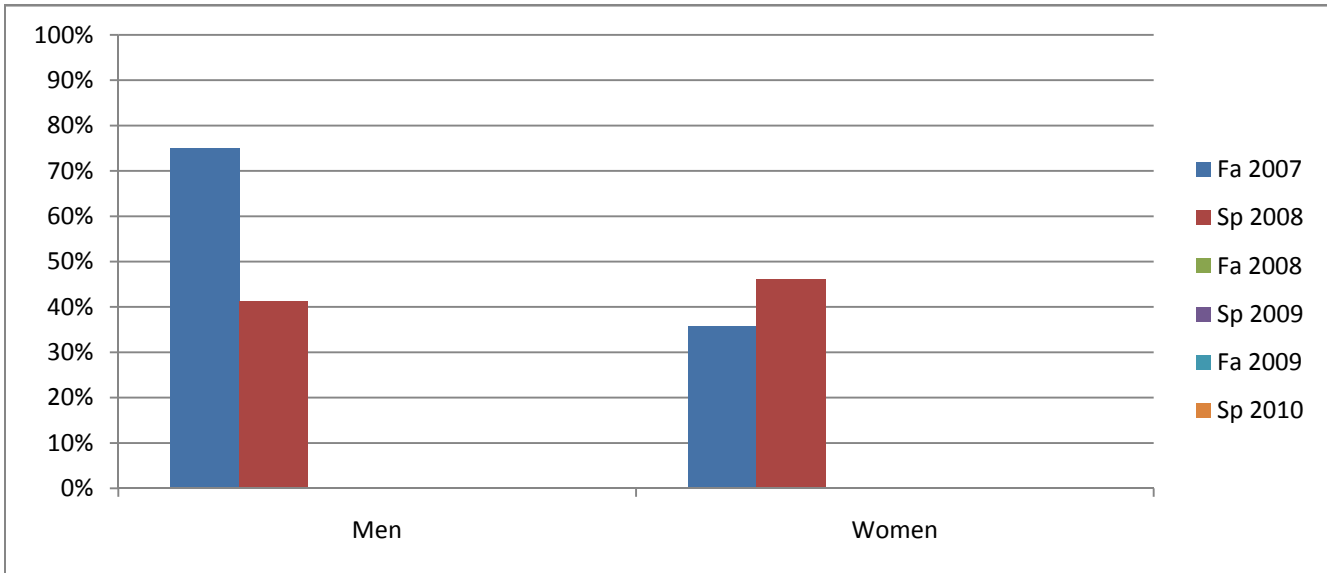


Chabot  
 Success, Non-Success, and Withdrawal Rates By Semester  
 Course: SOCI 10



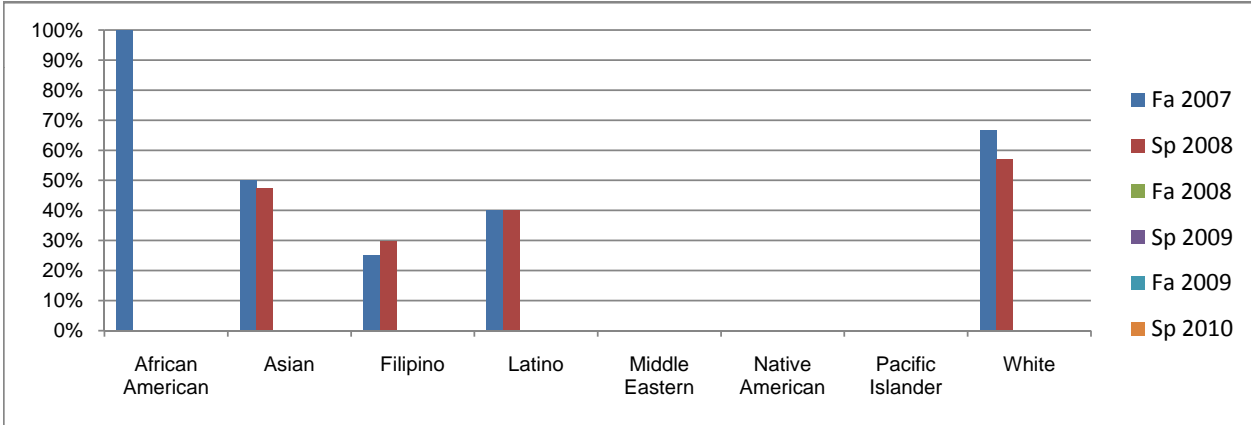
	Fa 2007	Sp 2008	Fa 2008	Sp 2009	Fa 2009	Sp 2010
Success	56%	43%	0%	0%	0%	0%
Non-Success	11%	9%	0%	0%	0%	0%
Withdrawal	33%	48%	0%	100%	0%	0%
Total Percent	100%	100%	0%	100%	0%	0%
Total Enrolled	<b>27</b>	<b>44</b>	<b>0</b>	<b>6</b>	<b>0</b>	<b>0</b>

Chabot  
 Success Rates By Gender and Semester  
 Course: SOCI 10



	Fa 2007	Sp 2008	Fa 2008	Sp 2009	Fa 2009	Sp 2010
<b>Men</b>						
Success	75%	41%	0%	0%	0%	0%
Non-Success	0%	12%	0%	0%	0%	0%
Withdrawal	25%	47%	0%	100%	0%	0%
Total Percent	100%	100%	0%	100%	0%	0%
Total Enrolled	<b>12</b>	<b>17</b>	<b>0</b>	<b>2</b>	<b>0</b>	<b>0</b>
<b>Women</b>						
Success	36%	46%	0%	0%	0%	0%
Non-Success	21%	8%	0%	0%	0%	0%
Withdrawal	43%	46%	0%	100%	0%	0%
Total Percent	100%	100%	0%	100%	0%	0%
Total Enrolled	<b>14</b>	<b>26</b>	<b>0</b>	<b>4</b>	<b>0</b>	<b>0</b>

Chabot  
Success Rates By Ethnicity and Semester  
Course: SOCI 10



	Fa 2007	Sp 2008	Fa 2008	Sp 2009	Fa 2009	Sp 2010
<b>African American</b>						
Success	100%	0%	0%	0%	0%	0%
Non-Success	0%	0%	0%	0%	0%	0%
Withdrawal	0%	100%	0%	100%	0%	0%
Total Percent	100%	100%	0%	100%	0%	0%
Total Enrolled	2	1	0	1	0	0
<b>Asian</b>						
Success	50%	47%	0%	0%	0%	0%
Non-Success	10%	11%	0%	0%	0%	0%
Withdrawal	40%	42%	0%	100%	0%	0%
Total Percent	100%	100%	0%	100%	0%	0%
Total Enrolled	10	19	0	1	0	0
<b>Filipino</b>						
Success	25%	30%	0%	0%	0%	0%
Non-Success	50%	0%	0%	0%	0%	0%
Withdrawal	25%	70%	0%	100%	0%	0%
Total Percent	100%	100%	0%	100%	0%	0%
Total Enrolled	4	10	0	1	0	0
<b>Latino</b>						
Success	40%	40%	0%	0%	0%	0%
Non-Success	0%	0%	0%	0%	0%	0%
Withdrawal	60%	60%	0%	100%	0%	0%
Total Percent	100%	100%	0%	100%	0%	0%
Total Enrolled	5	5	0	2	0	0
<b>Middle Eastern</b>						
Success	0%	0%	0%	0%	0%	0%
Non-Success	0%	0%	0%	0%	0%	0%
Withdrawal	0%	0%	0%	0%	0%	0%
Total Percent	0%	0%	0%	0%	0%	0%
Total Enrolled	0	0	0	0	0	0
<b>Native American</b>						
Success	0%	0%	0%	0%	0%	0%
Non-Success	0%	0%	0%	0%	0%	0%
Withdrawal	0%	0%	0%	0%	0%	0%
Total Percent	0%	0%	0%	0%	0%	0%
Total Enrolled	0	0	0	0	0	0
<b>Pacific Islander</b>						
Success	0%	0%	0%	0%	0%	0%
Non-Success	0%	0%	0%	0%	0%	0%
Withdrawal	0%	0%	0%	0%	0%	0%
Total Percent	0%	0%	0%	0%	0%	0%
Total Enrolled	0	0	0	0	0	0
<b>White</b>						
Success	67%	57%	0%	0%	0%	0%
Non-Success	0%	14%	0%	0%	0%	0%
Withdrawal	33%	29%	0%	100%	0%	0%
Total Percent	100%	100%	0%	100%	0%	0%
Total Enrolled	3	7	0	1	0	0