

Chabot College Student Satisfaction Survey: Fall 2011

Highlights

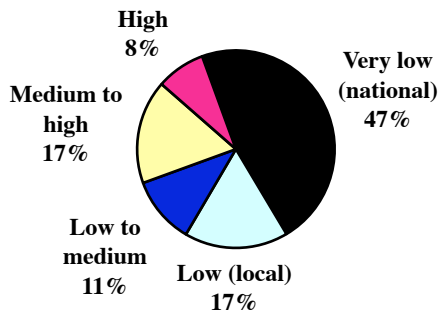
Family Income and Status

In 2011, almost two thirds of Chabot students were low-income—47 percent had low incomes based on national standards and another 17 percent had low incomes based on local standards. In addition, almost two-thirds of Chabot students lived with their parents, and 42 percent were in the first generation of their family to attend college.

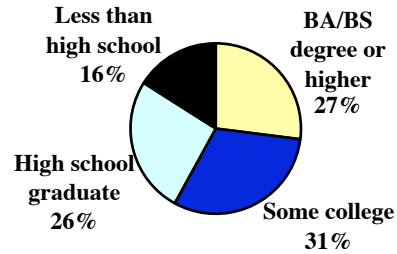
The Student Satisfaction Survey was conducted in October 2011 in a representative sample of 68 classes. Surveys were completed by 1,597 students (59% full-time; 41% part-time).

The Student Satisfaction Survey collects student demographic data that is not otherwise available, such as family income, parents' education, childcare needs, and living situations. This information is used to plan services and grants that respond to our students' needs.

Fall 2011
Family income level of students



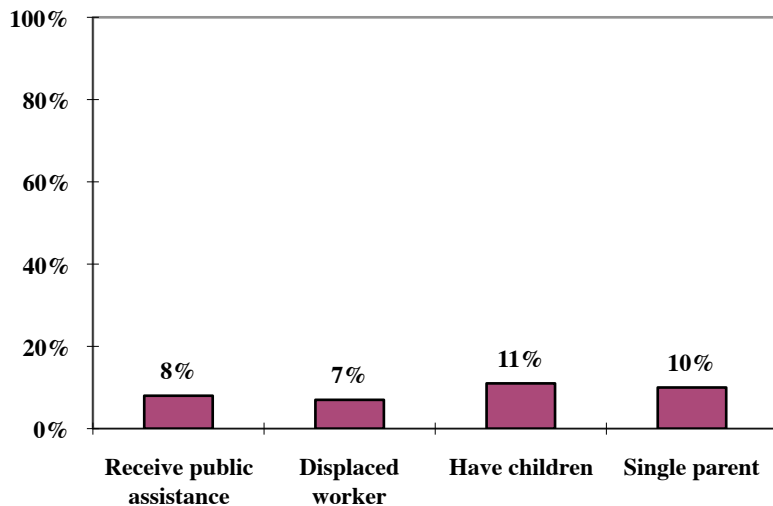
Fall 2011
Highest education level of either parent



NOTES: Family income was self-reported and adjusted by household size. Very low income is defined by the Federal government (i.e., US Department of Health and Human Services) as income earned up to 150% of national poverty level. Low income is defined as about 50% of local median income by the US Department of Housing & Urban Development.

NOTE: All percentages have a margin of error of 2 to 3 percentage points.

Chabot College Fall 2011
Other income and childcare information
Percentage of students in each situation



Fall 2011
Living situation of students

