

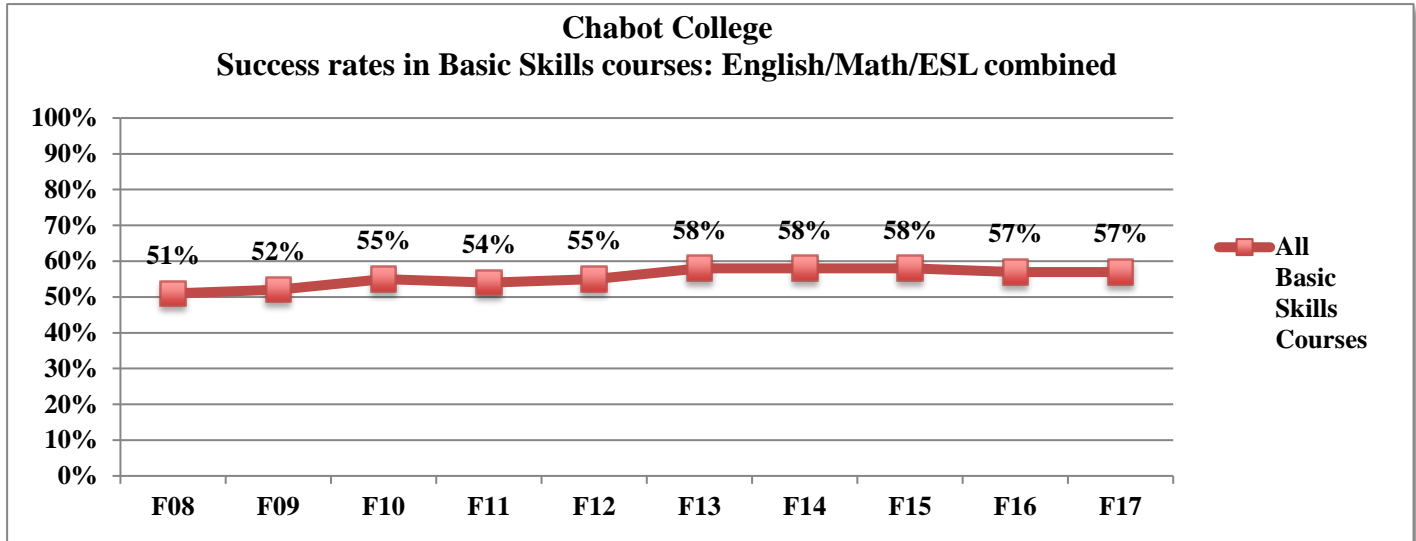
Chabot College

Progress in Basic Skills as of Fall 2017

The Latest Institutional Research Basic Skills Overall Data

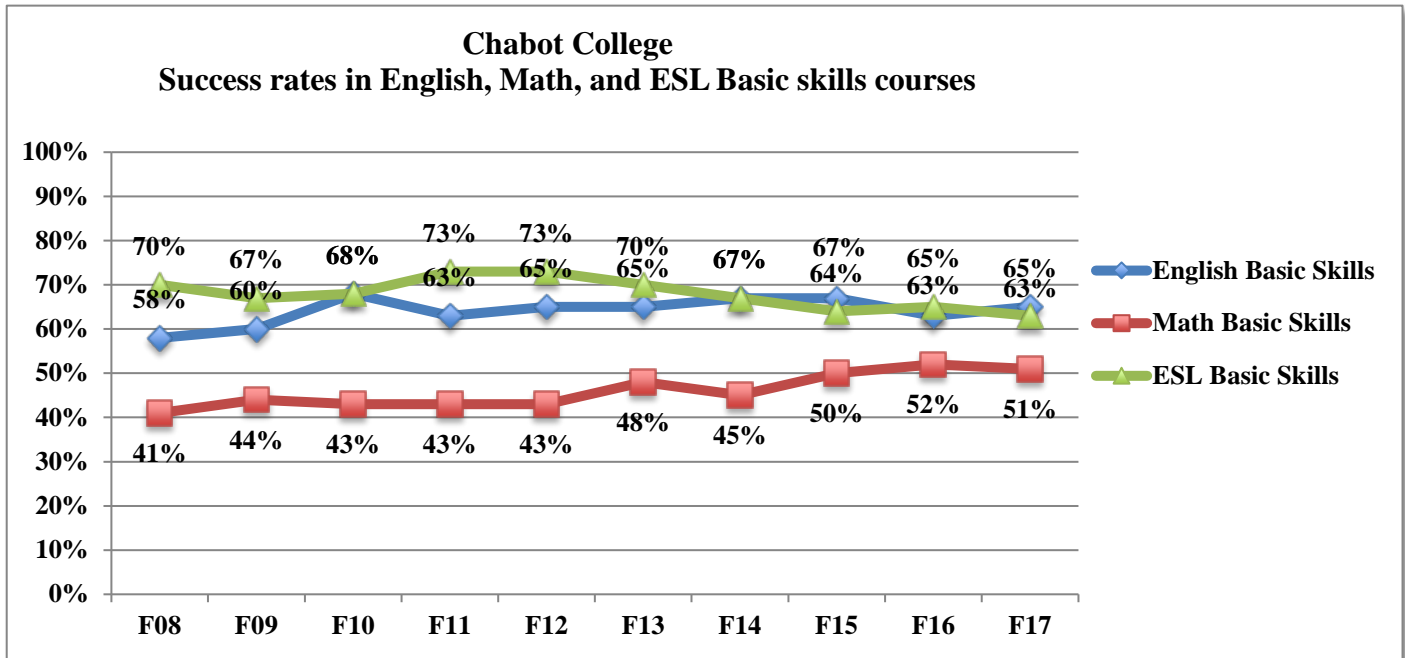
Success rates in Basic Skills courses: overall English/Math/ESL combined

Subject	F08	F09	F10	F11	F12	F13	F14	F15	F16	F17
All Basic Skills Courses	51%	52%	55%	54%	55%	58%	58%	58%	57%	57%



Success rates in Basic Skills courses: by discipline

Subject	F08	F09	F10	F11	F12	F13	F14	F15	F16	F17
English Basic Skills	58%	60%	68%	63%	65%	65%	67%	67%	63%	65%
Math Basic Skills	41%	44%	43%	43%	43%	48%	45%	50%	52%	51%
ESL Basic Skills	70%	67%	68%	73%	73%	70%	67%	64%	65%	63%



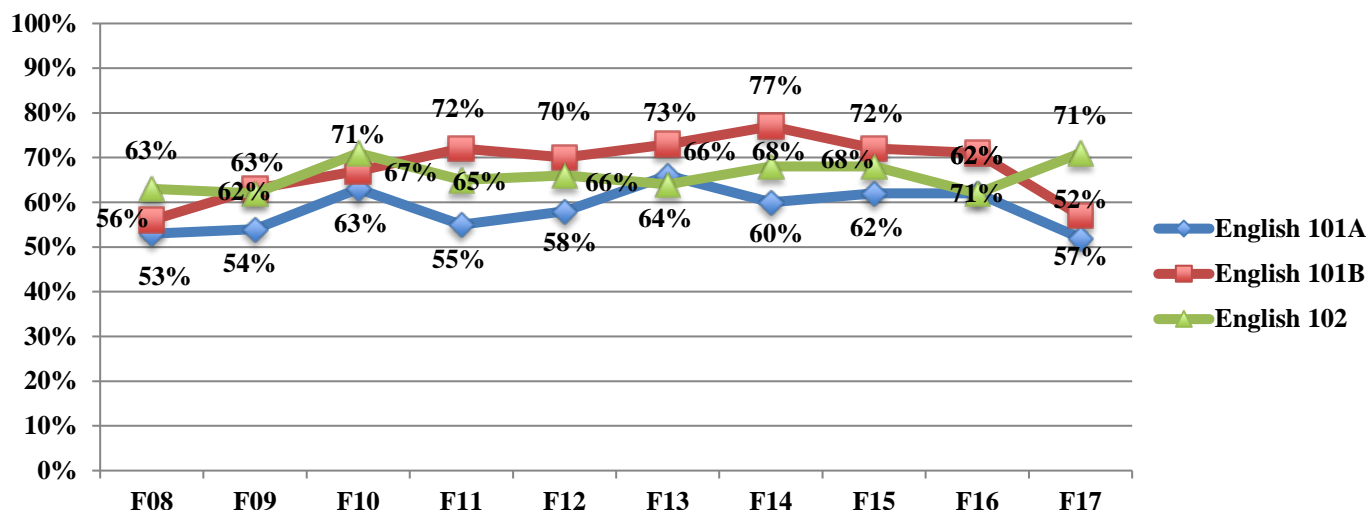
Chabot College

Progress in Basic Skills as of Fall 2017

Success rates in Basic Skills English courses

Subject	F08	F09	F10	F11	F12	F13	F14	F15	F16	F17
English 101A	53%	54%	63%	55%	58%	66%	60%	62%	62%	52%
English 101B	56%	63%	67%	72%	70%	73%	77%	72%	71%	57%
English 102	63%	62%	71%	65%	66%	64%	68%	68%	62%	71%

Chabot College
Success rates in English Basic skills courses

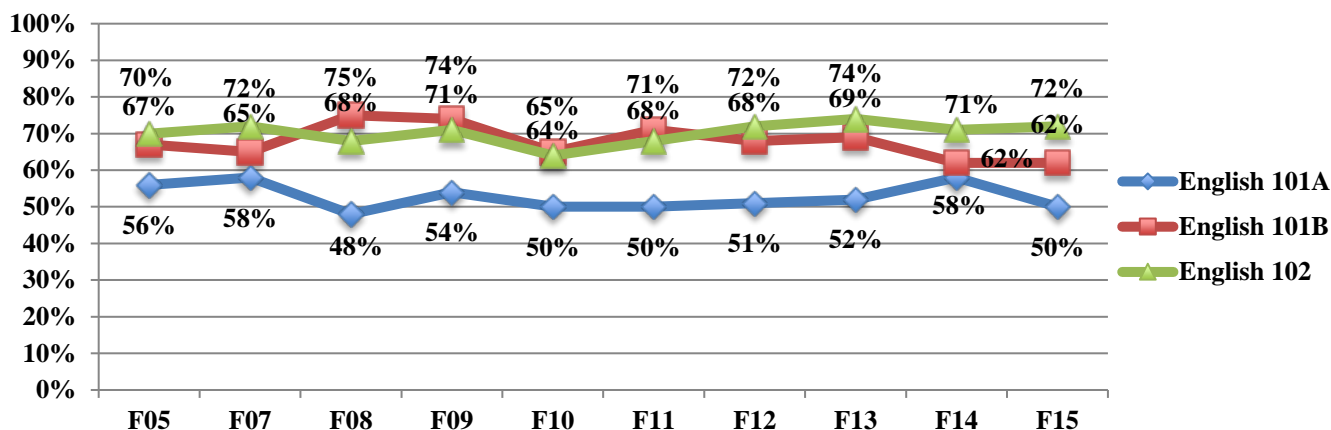


Persistence from English Basic Skills courses to next level of English

Of those who succeeded in this course, percent who succeeded in next level of Eng. within 2 years

Subject	F05	F07	F08	F09	F10	F11	F12	F13	F14	F15
English 101A	56%	58%	48%	54%	50%	50%	51%	52%	58%	50%
English 101B	67%	65%	75%	74%	65%	71%	68%	69%	62%	62%
English 102	70%	72%	68%	71%	64%	68%	72%	74%	71%	72%

Chabot College
Pct persisting and succeeding in next English course in 2 yrs



Chabot College

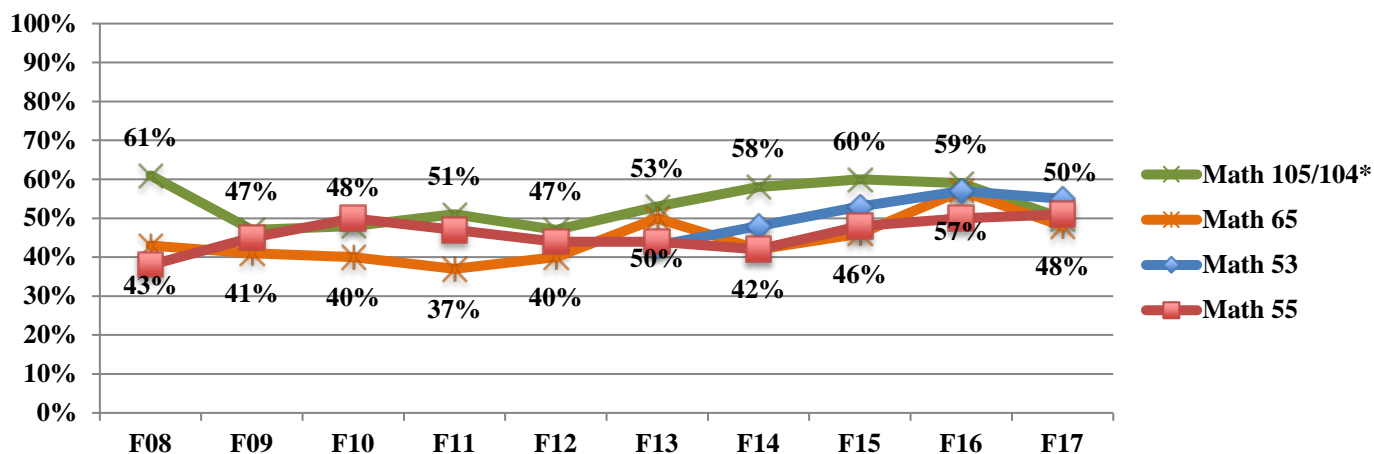
Progress in Basic Skills as of Fall 2017

Success rates in selected Basic Skills Math courses

Subject	F08	F09	F10	F11	F12	F13	F14	F15	F16	F17
Math 105/104*	61%	47%	48%	51%	47%	53%	58%	60%	59%	50%
Math 65	43%	41%	40%	37%	40%	50%	42%	46%	57%	48%
Math 53						43%	48%	53%	57%	55%
Math 55	38%	45%	50%	47%	44%	44%	42%	48%	50%	51%

*Math 104 replaced Math 105 in Fall 2010

Chabot College Success rates in Math Basic skills courses

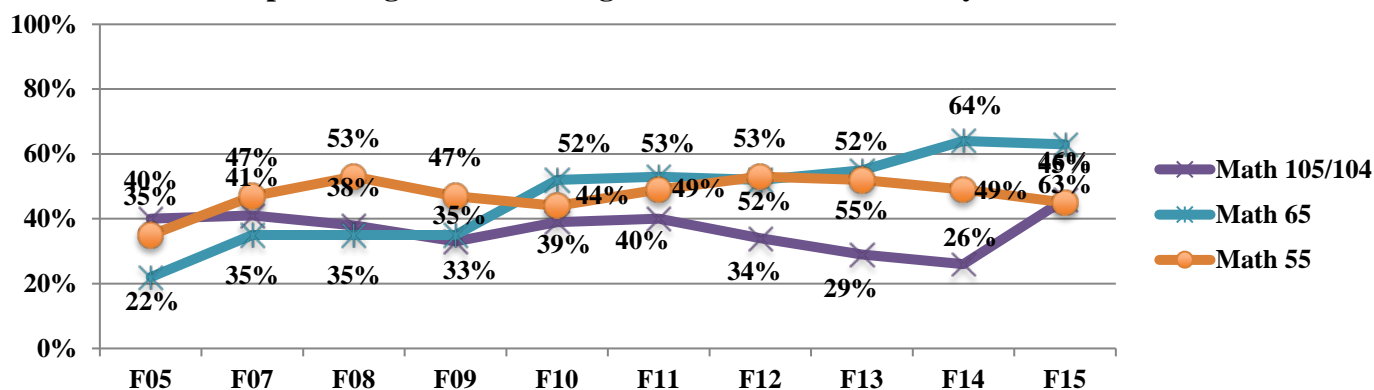


Persistence from Basic Skills courses: Math

Of those who succeeded in this course, percent who succeeded in next level of Math within 2 years

Subject	F05	F07	F08	F09	F10	F11	F12	F13	F14	F15
Math 105/104	40%	41%	38%	33%	39%	40%	34%	29%	26%	46%
Math 65	22%	35%	35%	35%	52%	53%	52%	55%	64%	63%
Math 55	35%	47%	53%	47%	44%	49%	53%	52%	49%	45%

Chabot College Pct persisting and succeeding in next Math course in 2 years



Chabot College

Progress in Basic Skills as of Fall 2017

Persistence from Basic Skills courses to Math 43 (Statistics)

Of those who succeeded in this course, percent who succeeded in Math 43 within 2 years

Subject	F05	F07	F08	F09	F10	F11	F12	Fall 13	Fall 14	Fall 15
Math 65			9%	9%	12%	13%	14%	18%	17%	17%
Math 53								50%	42%	41%
Math 55		27%	33%	35%	26%	32%	37%	37%	29%	25%

Chabot College

Percent persisting and succeeding in Math 43 within two years from Math 65, Math 53, and Math 55: Fall 13, Fall 14, and Fall 15 cohorts

■ Fall 13 ■ Fall 14 ■ Fall 15

