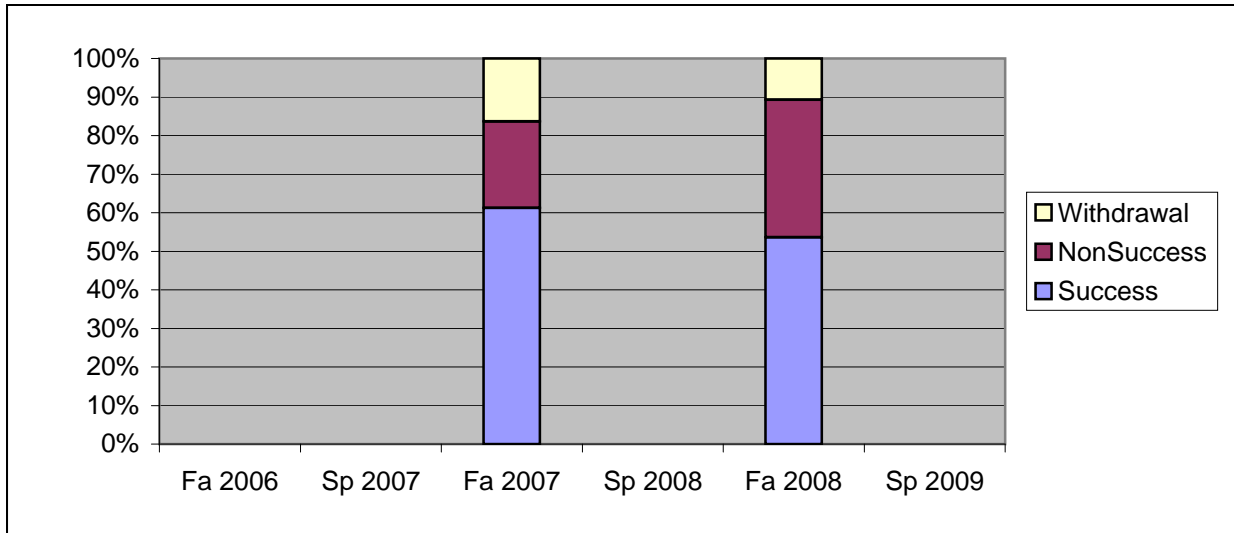
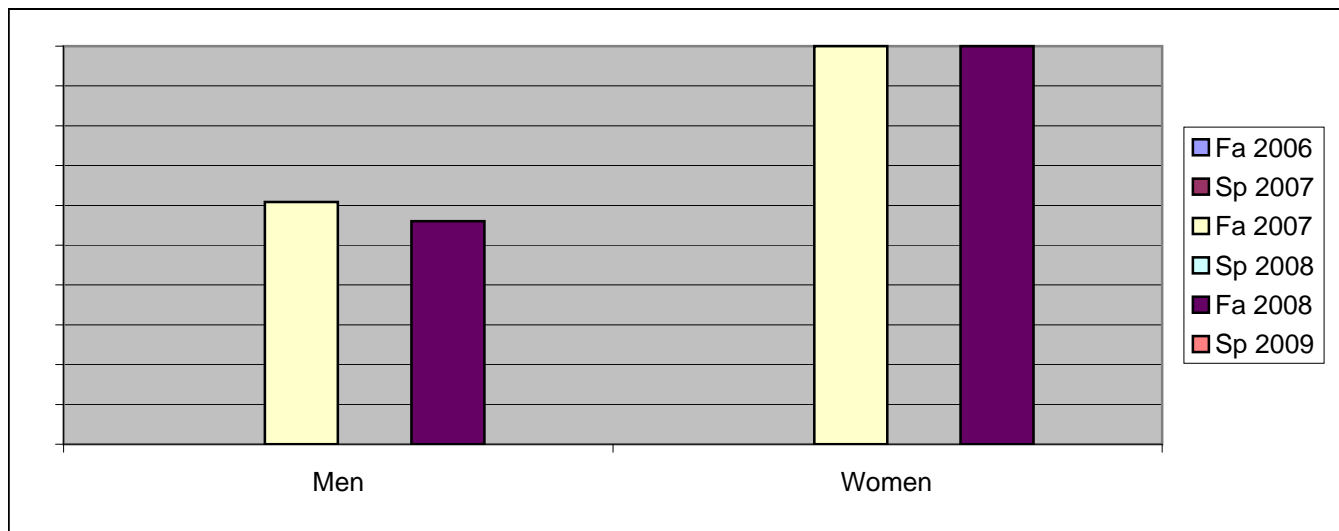


Chabot
Success, Non-Success, and Withdrawal Rates By Semester
Course: ATEC 60



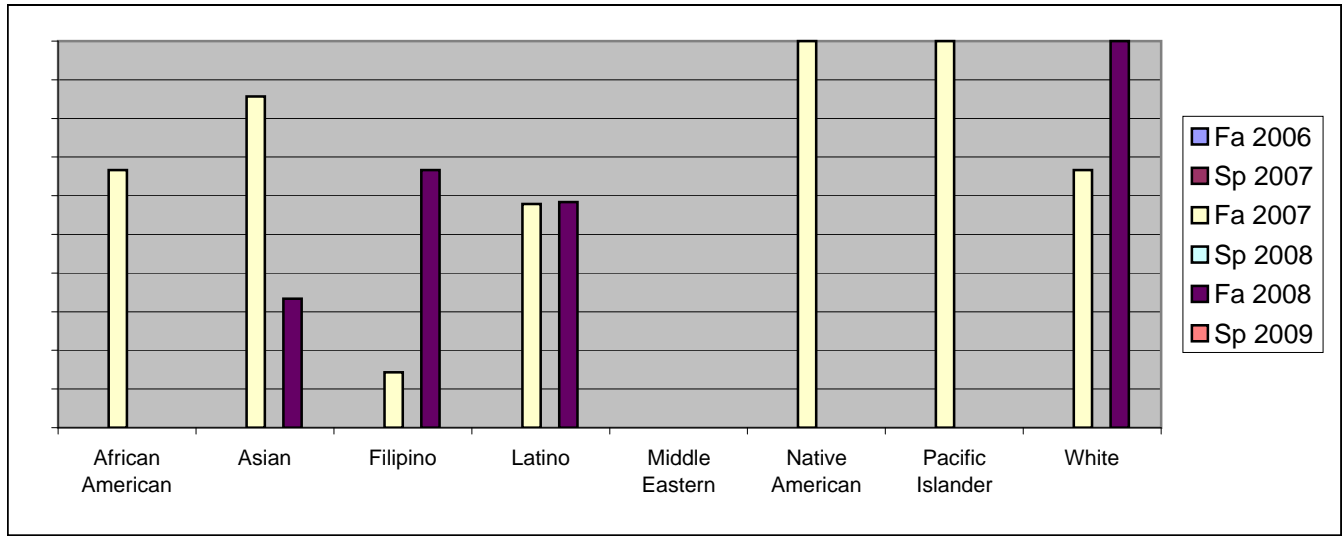
	Fa 2006	Sp 2007	Fa 2007	Sp 2008	Fa 2008	Sp 2009
Success	0%	0%	61%	0%	54%	0%
Non-Success	0%	0%	22%	0%	36%	0%
Withdrawal	0%	0%	16%	0%	11%	0%
Total Percent	0%	0%	100%	0%	100%	0%
Total Enrolled	0	0	49	0	28	0

Chabot
Success Rates By Gender and Semester
Course: ATEC 60



	Fa 2006	Sp 2007	Fa 2007	Sp 2008	Fa 2008	Sp 2009
Men						
Success	0%	0%	61%	0%	56%	0%
Non-Success	0%	0%	24%	0%	32%	0%
Withdrawal	0%	0%	15%	0%	12%	0%
Total Percent	0%	0%	100%	0%	100%	0%
Total Enrolled	0	0	46	0	25	0
Women						
Success	0%	0%	100%	0%	100%	0%
Non-Success	0%	0%	0%	0%	0%	0%
Withdrawal	0%	0%	0%	0%	0%	0%
Total Percent	0%	0%	100%	0%	100%	0%
Total Enrolled	0	0	2	0	1	0

Chabot
Success Rates By Ethnicity and Semester
Course: ATEC 60



	Fa 2006	Sp 2007	Fa 2007	Sp 2008	Fa 2008	Sp 2009
African American						
Success	0%	0%	67%	0%	0%	0%
Non-Success	0%	0%	33%	0%	100%	0%
Withdrawal	0%	0%	0%	0%	0%	0%
Total Percent	0%	0%	100%	0%	100%	0%
Total Enrolled	0	0	3	0	1	0
Asian						
Success	0%	0%	86%	0%	33%	0%
Non-Success	0%	0%	0%	0%	33%	0%
Withdrawal	0%	0%	14%	0%	33%	0%
Total Percent	0%	0%	100%	0%	100%	0%
Total Enrolled	0	0	7	0	3	0
Filipino						
Success	0%	0%	14%	0%	67%	0%
Non-Success	0%	0%	43%	0%	33%	0%
Withdrawal	0%	0%	43%	0%	0%	0%
Total Percent	0%	0%	100%	0%	100%	0%
Total Enrolled	0	0	7	0	3	0
Latino						
Success	0%	0%	58%	0%	58%	0%
Non-Success	0%	0%	37%	0%	42%	0%
Withdrawal	0%	0%	5%	0%	0%	0%
Total Percent	0%	0%	100%	0%	100%	0%
Total Enrolled	0	0	19	0	12	0
Middle Eastern						
Success	0%	0%	0%	0%	0%	0%
Non-Success	0%	0%	0%	0%	0%	0%
Withdrawal	0%	0%	0%	0%	0%	0%

Total Percent	0%	0%	0%	0%	0%	0%
Total Enrolled	0	0	0	0	0	0
Native American						
Success	0%	0%	100%	0%	0%	0%
Non-Success	0%	0%	0%	0%	0%	0%
Withdrawal	0%	0%	0%	0%	100%	0%
Total Percent	0%	0%	100%	0%	100%	0%
Total Enrolled	0	0	1	0	1	0
Pacific Islander						
Success	0%	0%	100%	0%	0%	0%
Non-Success	0%	0%	0%	0%	50%	0%
Withdrawal	0%	0%	0%	0%	50%	0%
Total Percent	0%	0%	100%	0%	100%	0%
Total Enrolled	0	0	1	0	2	0
White						
Success	0%	0%	67%	0%	100%	0%
Non-Success	0%	0%	0%	0%	0%	0%
Withdrawal	0%	0%	33%	0%	0%	0%
Total Percent	0%	0%	100%	0%	100%	0%
Total Enrolled	0	0	6	0	5	0