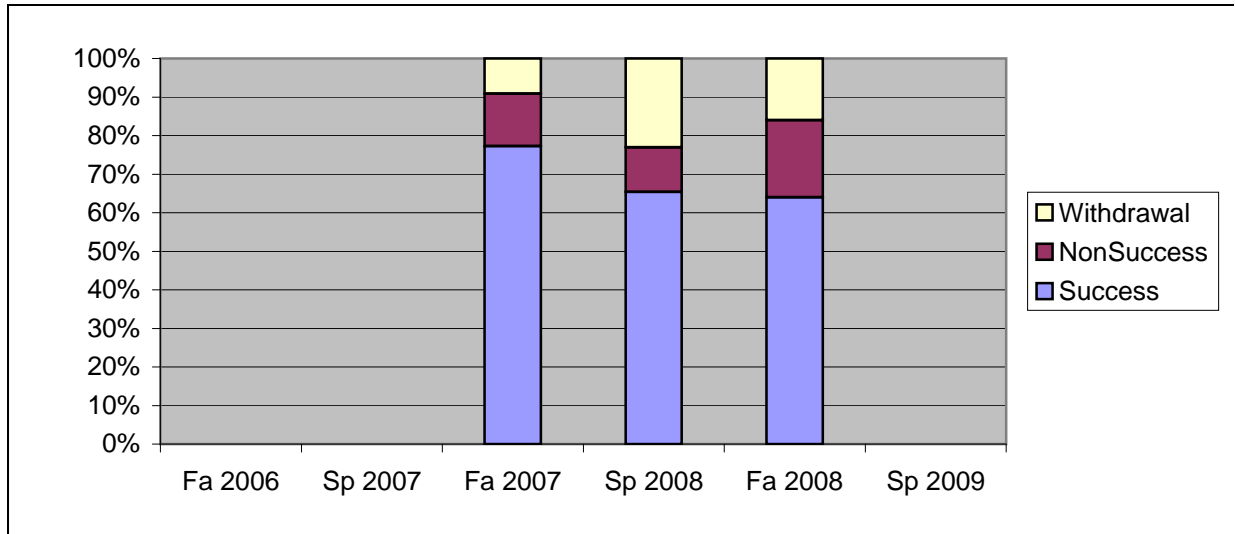


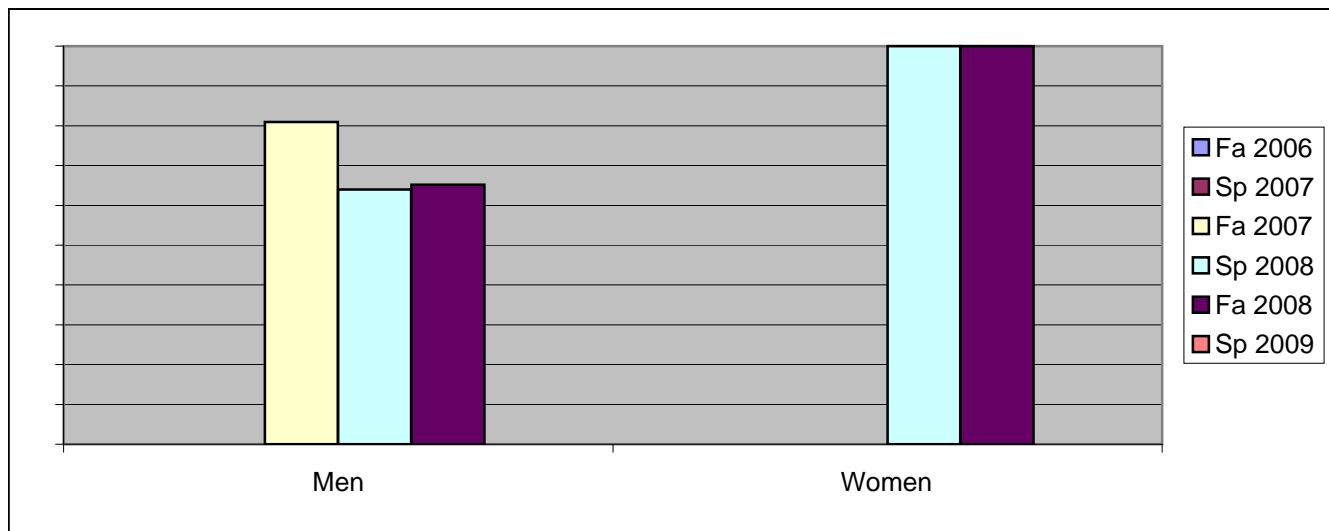
College_Totals_Course

Chabot Success, Non-Success, and Withdrawal Rates By Semester Course: ATEC 61



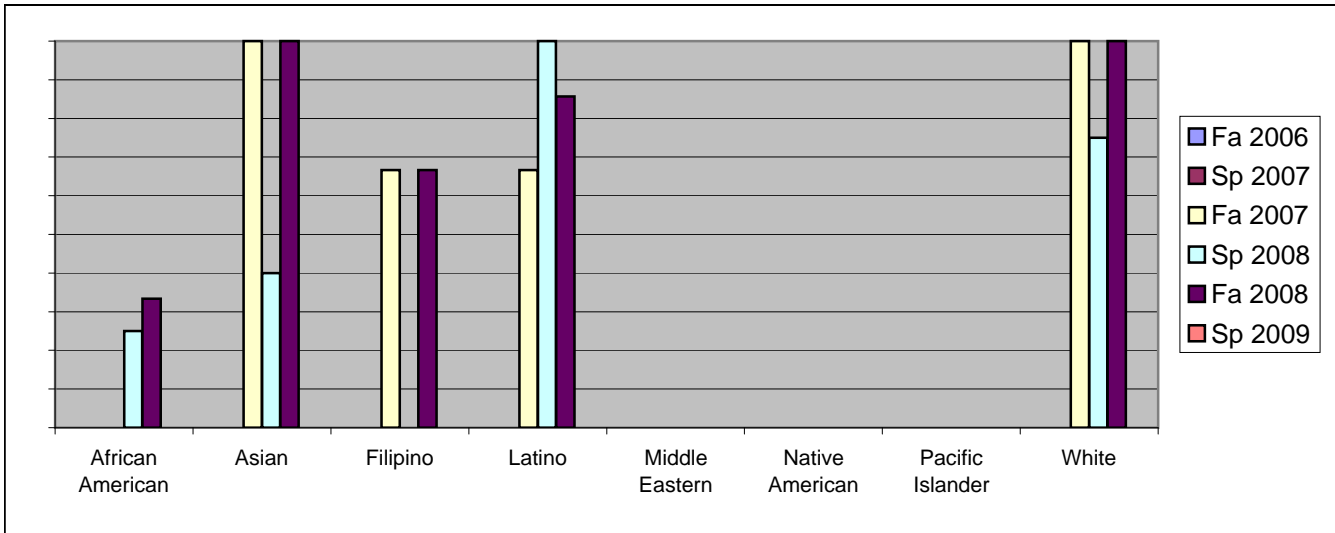
	Fa 2006	Sp 2007	Fa 2007	Sp 2008	Fa 2008	Sp 2009
Success	0%	0%	77%	65%	64%	0%
Non-Success	0%	0%	14%	12%	20%	0%
Withdrawal	0%	0%	9%	23%	16%	0%
Total Percent	0%	0%	100%	100%	100%	0%
Total Enrolled	0	0	22	26	25	0

Chabot
Success Rates By Gender and Semester
Course: ATEC 61



	Fa 2006	Sp 2007	Fa 2007	Sp 2008	Fa 2008	Sp 2009
Men						
Success	0%	0%	81%	64%	65%	0%
Non-Success	0%	0%	14%	12%	17%	0%
Withdrawal	0%	0%	5%	24%	17%	0%
Total Percent	0%	0%	100%	100%	100%	0%
Total Enrolled	0	0	21	25	23	0
Women						
Success	0%	0%	0%	100%	100%	0%
Non-Success	0%	0%	0%	0%	0%	0%
Withdrawal	0%	0%	0%	0%	0%	0%
Total Percent	0%	0%	0%	100%	100%	0%
Total Enrolled	0	0	0	1	1	0

Chabot
Success Rates By Ethnicity and Semester
Course: ATEC 61



	Fa 2006	Sp 2007	Fa 2007	Sp 2008	Fa 2008	Sp 2009
African American						
Success	0%	0%	0%	25%	33%	0%
Non-Success	0%	0%	100%	25%	33%	0%
Withdrawal	0%	0%	0%	50%	33%	0%
Total Percent	0%	0%	100%	100%	100%	0%
Total Enrolled	0	0	1	4	3	0
Asian						
Success	0%	0%	100%	40%	100%	0%
Non-Success	0%	0%	0%	20%	0%	0%
Withdrawal	0%	0%	0%	40%	0%	0%
Total Percent	0%	0%	100%	100%	100%	0%
Total Enrolled	0	0	4	5	2	0
Filipino						
Success	0%	0%	67%	0%	67%	0%
Non-Success	0%	0%	33%	0%	33%	0%
Withdrawal	0%	0%	0%	0%	0%	0%
Total Percent	0%	0%	100%	0%	100%	0%
Total Enrolled	0	0	3	0	3	0
Latino						
Success	0%	0%	67%	100%	86%	0%
Non-Success	0%	0%	17%	0%	14%	0%
Withdrawal	0%	0%	17%	0%	0%	0%
Total Percent	0%	0%	100%	100%	100%	0%
Total Enrolled	0	0	6	8	7	0
Middle Eastern						
Success	0%	0%	0%	0%	0%	0%
Non-Success	0%	0%	0%	0%	0%	0%
Withdrawal	0%	0%	0%	0%	0%	0%
Total Percent	0%	0%	0%	0%	0%	0%
Total Enrolled	0	0	0	0	0	0
Native American						
Success	0%	0%	0%	0%	0%	0%
Non-Success	0%	0%	0%	0%	0%	0%
Withdrawal	0%	0%	0%	0%	0%	0%

	Total Percent	0%	0%	0%	0%	0%	0%
	Total Enrolled	0	0	0	0	0	0
Pacific Islander							
	Success	0%	0%	0%	0%	0%	0%
	Non-Success	0%	0%	0%	0%	33%	0%
	Withdrawal	0%	0%	0%	0%	67%	0%
	Total Percent	0%	0%	0%	0%	100%	0%
	Total Enrolled	0	0	0	0	3	0
White							
	Success	0%	0%	100%	75%	100%	0%
	Non-Success	0%	0%	0%	0%	0%	0%
	Withdrawal	0%	0%	0%	25%	0%	0%
	Total Percent	0%	0%	100%	100%	100%	0%
	Total Enrolled	0	0	3	8	5	0