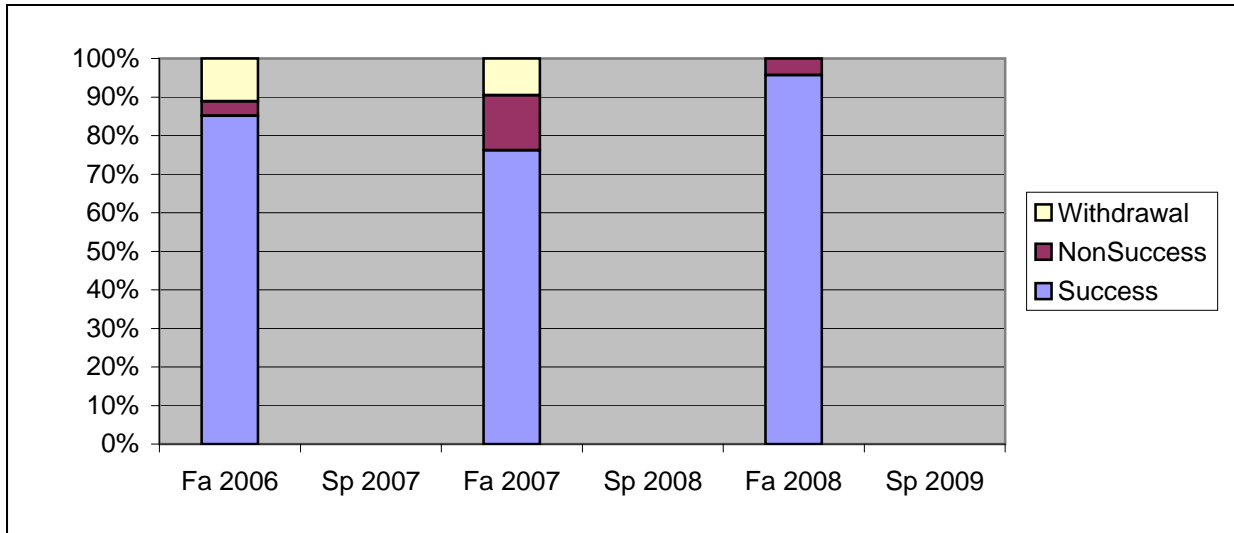
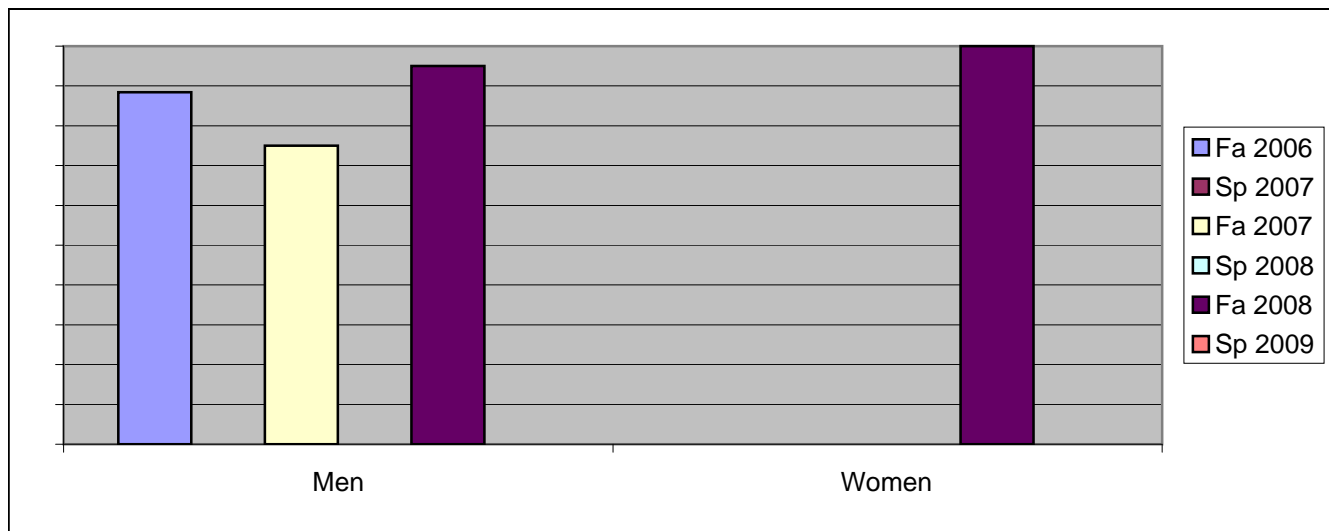


Chabot
Success, Non-Success, and Withdrawal Rates By Semester
Course: ATEC 64A



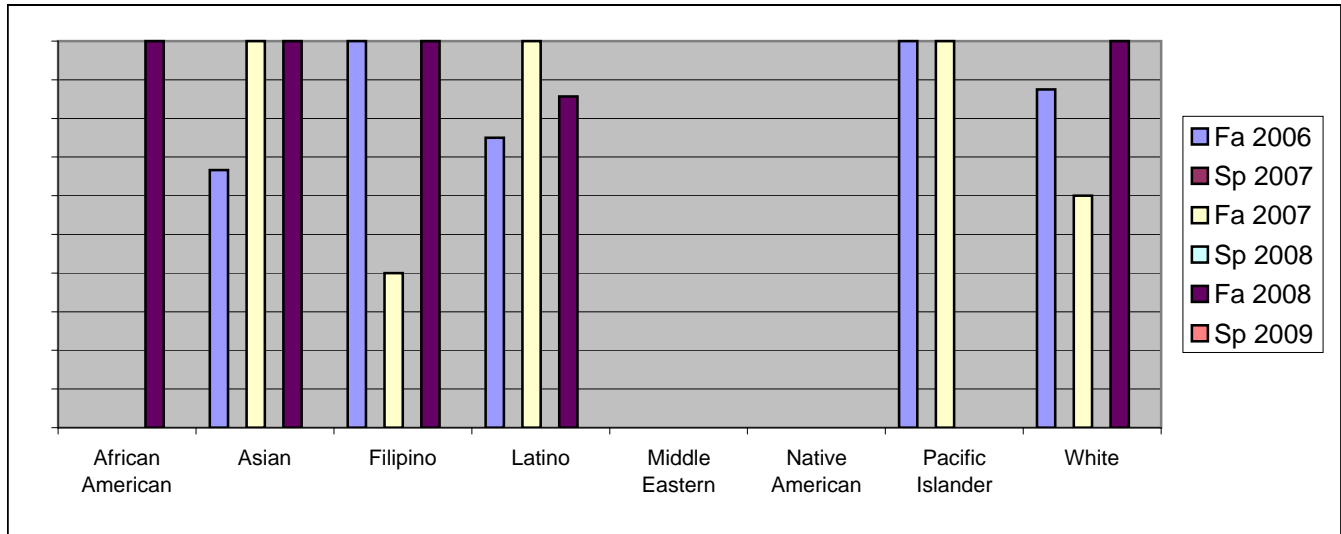
	Fa 2006	Sp 2007	Fa 2007	Sp 2008	Fa 2008	Sp 2009
Success	85%	0%	76%	0%	96%	0%
Non-Success	4%	0%	14%	0%	4%	0%
Withdrawal	11%	0%	10%	0%	0%	0%
Total Percent	100%	0%	100%	0%	100%	0%
Total Enrolled	27	0	21	0	23	0

Chabot
Success Rates By Gender and Semester
Course: ATEC 64A



	Fa 2006	Sp 2007	Fa 2007	Sp 2008	Fa 2008	Sp 2009
Men						
Success	88%	0%	75%	0%	95%	0%
Non-Success	4%	0%	15%	0%	5%	0%
Withdrawal	8%	0%	10%	0%	0%	0%
Total Percent	100%	0%	100%	0%	100%	0%
Total Enrolled	26	0	20	0	20	0
Women						
Success	0%	0%	0%	0%	100%	0%
Non-Success	0%	0%	0%	0%	0%	0%
Withdrawal	100%	0%	0%	0%	0%	0%
Total Percent	100%	0%	0%	0%	100%	0%
Total Enrolled	1	0	0	0	3	0

Chabot
Success Rates By Ethnicity and Semester
Course: ATEC 64A



	Fa 2006	Sp 2007	Fa 2007	Sp 2008	Fa 2008	Sp 2009
African American						
Success	0%	0%	0%	0%	100%	0%
Non-Success	0%	0%	0%	0%	0%	0%
Withdrawal	0%	0%	0%	0%	0%	0%
Total Percent	0%	0%	0%	0%	100%	0%
Total Enrolled	0	0	0	0	1	0
Asian						
Success	67%	0%	100%	0%	100%	0%
Non-Success	0%	0%	0%	0%	0%	0%
Withdrawal	33%	0%	0%	0%	0%	0%
Total Percent	100%	0%	100%	0%	100%	0%
Total Enrolled	3	0	1	0	3	0
Filipino						
Success	100%	0%	40%	0%	100%	0%
Non-Success	0%	0%	40%	0%	0%	0%
Withdrawal	0%	0%	20%	0%	0%	0%
Total Percent	100%	0%	100%	0%	100%	0%
Total Enrolled	4	0	5	0	3	0
Latino						
Success	75%	0%	100%	0%	86%	0%
Non-Success	13%	0%	0%	0%	14%	0%
Withdrawal	13%	0%	0%	0%	0%	0%
Total Percent	100%	0%	100%	0%	100%	0%
Total Enrolled	8	0	4	0	7	0
Middle Eastern						
Success	0%	0%	0%	0%	0%	0%
Non-Success	0%	0%	0%	0%	0%	0%
Withdrawal	0%	0%	0%	0%	0%	0%

Total Percent	0%	0%	0%	0%	0%	0%
Total Enrolled	0	0	0	0	0	0
Native American						
Success	0%	0%	0%	0%	0%	0%
Non-Success	0%	0%	0%	0%	0%	0%
Withdrawal	0%	0%	0%	0%	0%	0%
Total Percent	0%	0%	0%	0%	0%	0%
Total Enrolled	0	0	0	0	0	0
Pacific Islander						
Success	100%	0%	100%	0%	0%	0%
Non-Success	0%	0%	0%	0%	0%	0%
Withdrawal	0%	0%	0%	0%	0%	0%
Total Percent	100%	0%	100%	0%	0%	0%
Total Enrolled	2	0	1	0	0	0
White						
Success	88%	0%	60%	0%	100%	0%
Non-Success	0%	0%	20%	0%	0%	0%
Withdrawal	13%	0%	20%	0%	0%	0%
Total Percent	100%	0%	100%	0%	100%	0%
Total Enrolled	8	0	5	0	6	0