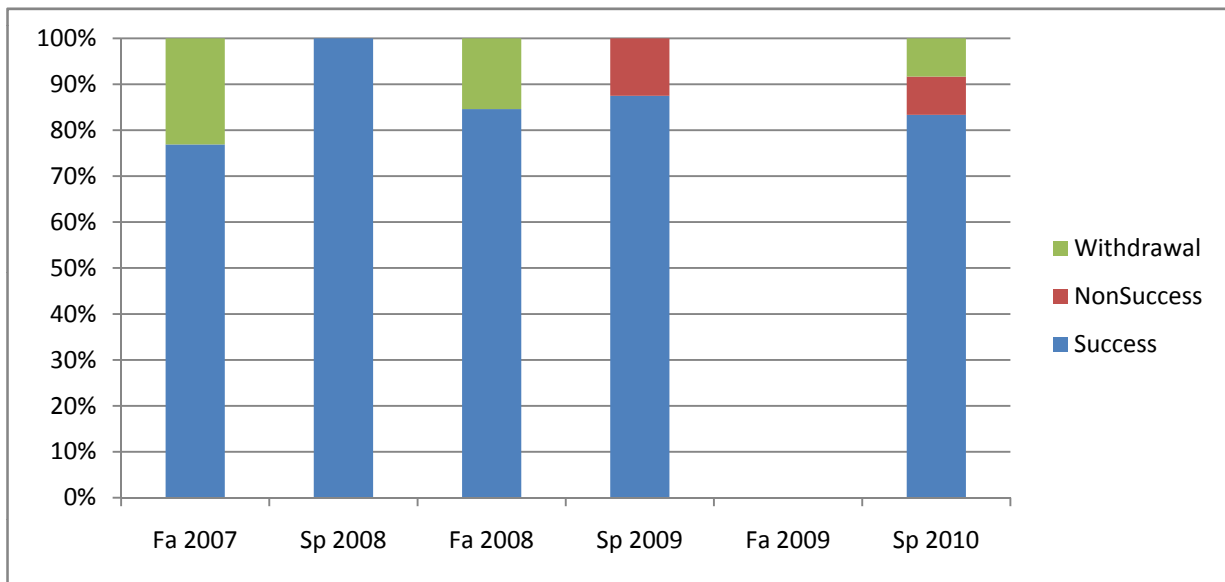
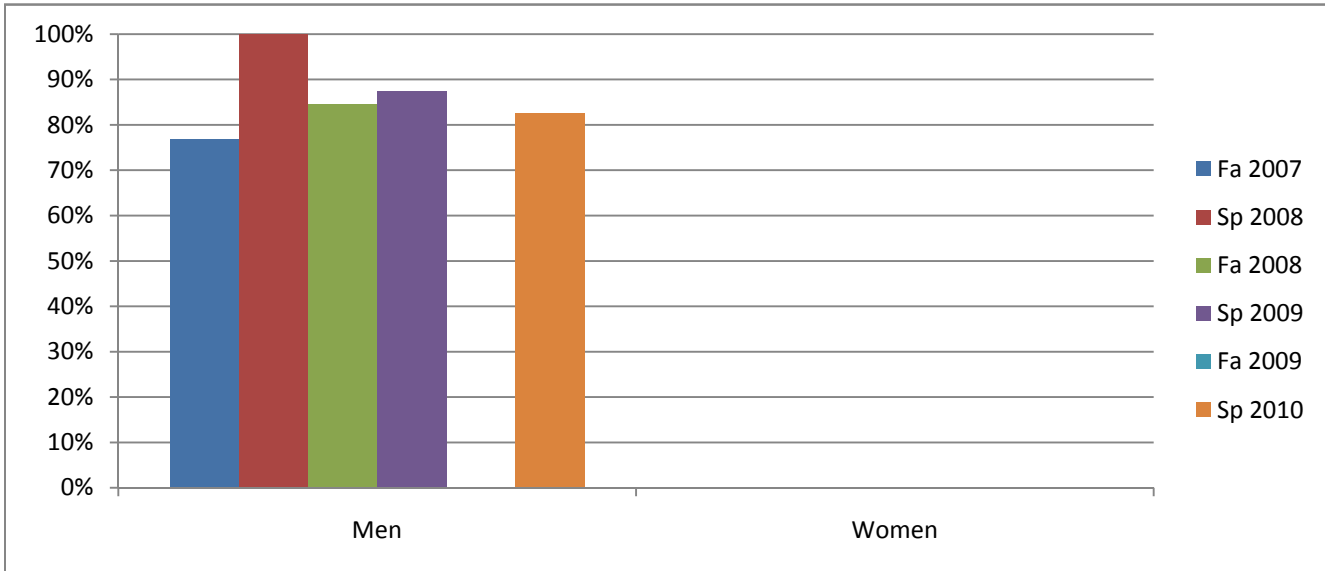


Chabot  
Success, Non-Success, and Withdrawal Rates By Semester  
Course: ATEC 68



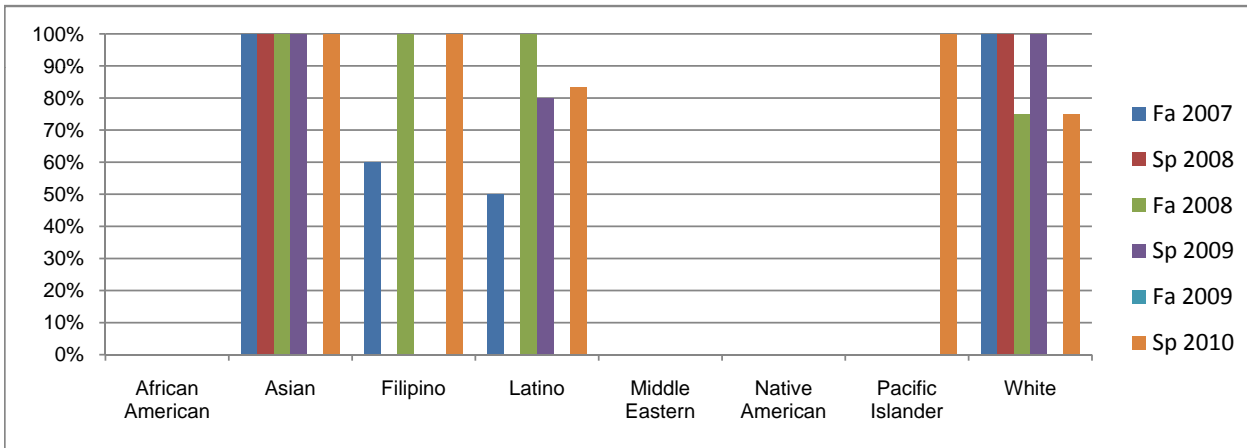
	Fa 2007	Sp 2008	Fa 2008	Sp 2009	Fa 2009	Sp 2010
Success	77%	100%	85%	88%	0%	83%
Non-Success	0%	0%	0%	13%	0%	8%
Withdrawal	23%	0%	15%	0%	0%	8%
Total Percent	100%	100%	100%	100%	0%	100%
Total Enrolled	13	9	13	8	0	24

Chabot  
Success Rates By Gender and Semester  
Course: ATEC 68



	Fa 2007	Sp 2008	Fa 2008	Sp 2009	Fa 2009	Sp 2010
<b>Men</b>						
Success	77%	100%	85%	88%	0%	83%
Non-Success	0%	0%	0%	13%	0%	9%
Withdrawal	23%	0%	15%	0%	0%	9%
Total Percent	100%	100%	100%	100%	0%	100%
Total Enrolled	13	9	13	8	0	23
<b>Women</b>						
Success	0%	0%	0%	0%	0%	0%
Non-Success	0%	0%	0%	0%	0%	0%
Withdrawal	0%	0%	0%	0%	0%	0%
Total Percent	0%	0%	0%	0%	0%	0%
Total Enrolled	0	0	0	0	0	0

Chabot  
Success Rates By Ethnicity and Semester  
Course: ATEC 68



	Fa 2007	Sp 2008	Fa 2008	Sp 2009	Fa 2009	Sp 2010
<b>African American</b>						
Success	0%	0%	0%	0%	0%	0%
Non-Success	0%	0%	0%	0%	0%	0%
Withdrawal	0%	0%	0%	0%	0%	100%
Total Percent	0%	0%	0%	0%	0%	100%
Total Enrolled	0	0	0	0	0	1
<b>Asian</b>						
Success	100%	100%	100%	100%	0%	100%
Non-Success	0%	0%	0%	0%	0%	0%
Withdrawal	0%	0%	0%	0%	0%	0%
Total Percent	100%	100%	100%	100%	0%	100%
Total Enrolled	1	4	2	1	0	7
<b>Filipino</b>						
Success	60%	0%	100%	0%	0%	100%
Non-Success	0%	0%	0%	0%	0%	0%
Withdrawal	40%	0%	0%	0%	0%	0%
Total Percent	100%	0%	100%	0%	0%	100%
Total Enrolled	5	0	1	0	0	1
<b>Latino</b>						
Success	50%	0%	100%	80%	0%	83%
Non-Success	0%	0%	0%	20%	0%	0%
Withdrawal	50%	0%	0%	0%	0%	17%
Total Percent	100%	0%	100%	100%	0%	100%
Total Enrolled	2	0	2	5	0	6
<b>Middle Eastern</b>						
Success	0%	0%	0%	0%	0%	0%
Non-Success	0%	0%	0%	0%	0%	0%
Withdrawal	0%	0%	0%	0%	0%	0%
Total Percent	0%	0%	0%	0%	0%	0%
Total Enrolled	0	0	0	0	0	0
<b>Native American</b>						
Success	0%	0%	0%	0%	0%	0%
Non-Success	0%	0%	0%	0%	0%	0%
Withdrawal	0%	0%	0%	0%	0%	0%
Total Percent	0%	0%	0%	0%	0%	0%
Total Enrolled	0	0	0	0	0	0
<b>Pacific Islander</b>						
Success	0%	0%	0%	0%	0%	100%
Non-Success	0%	0%	0%	0%	0%	0%
Withdrawal	0%	0%	100%	0%	0%	0%
Total Percent	0%	0%	100%	0%	0%	100%
Total Enrolled	0	0	1	0	0	1
<b>White</b>						
Success	100%	100%	75%	100%	0%	75%
Non-Success	0%	0%	0%	0%	0%	25%
Withdrawal	0%	0%	25%	0%	0%	0%
Total Percent	100%	100%	100%	100%	0%	100%
Total Enrolled	4	1	4	1	0	8