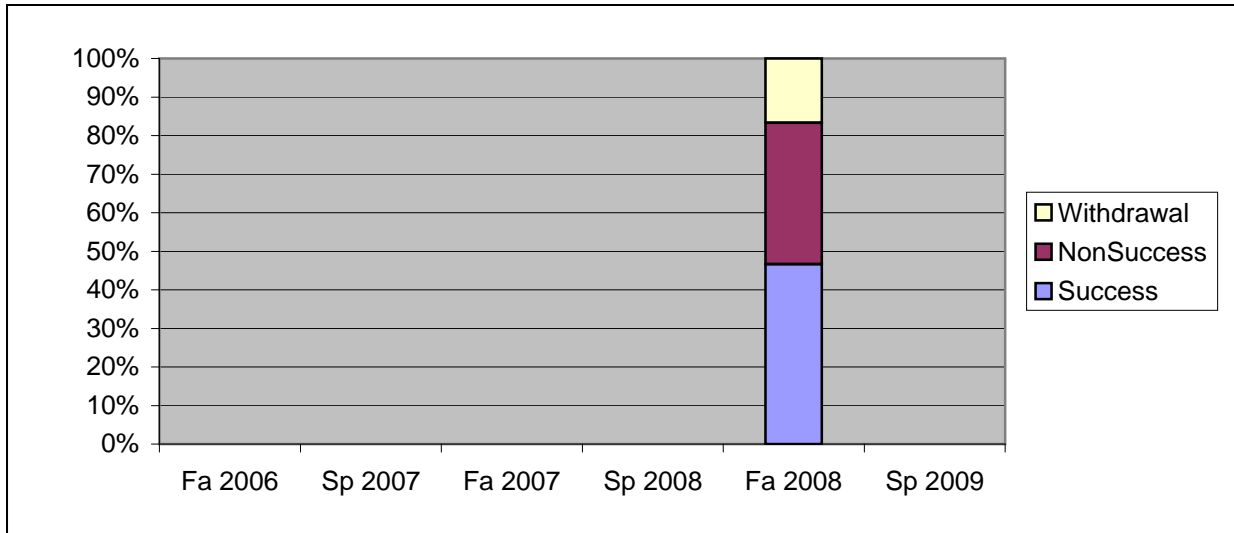
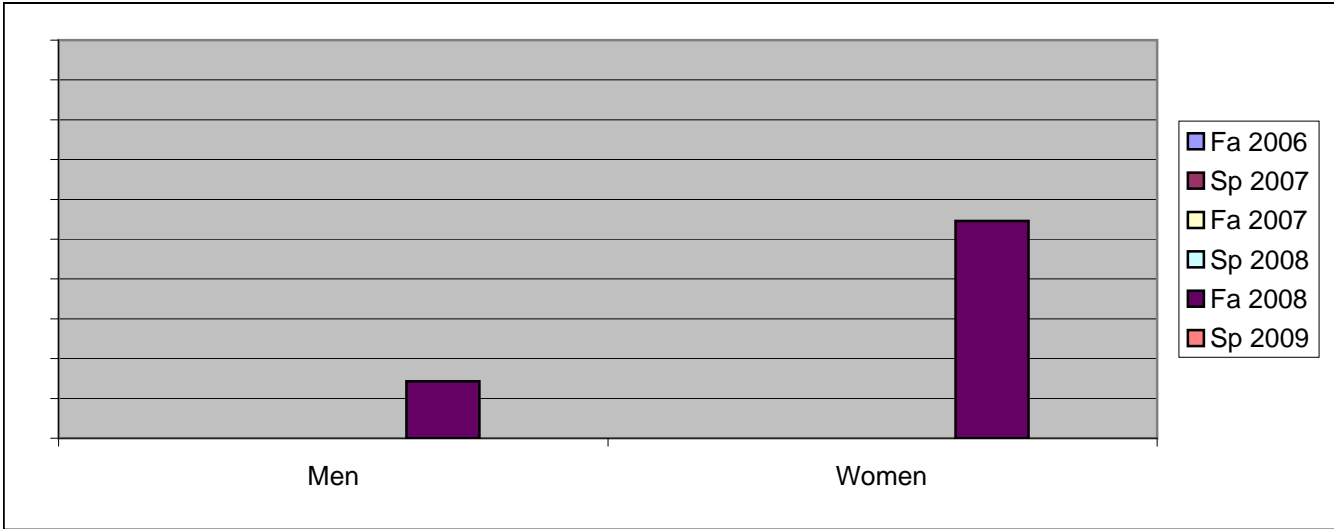


Chabot
Success, Non-Success, and Withdrawal Rates By Semester
Course: BUS 32



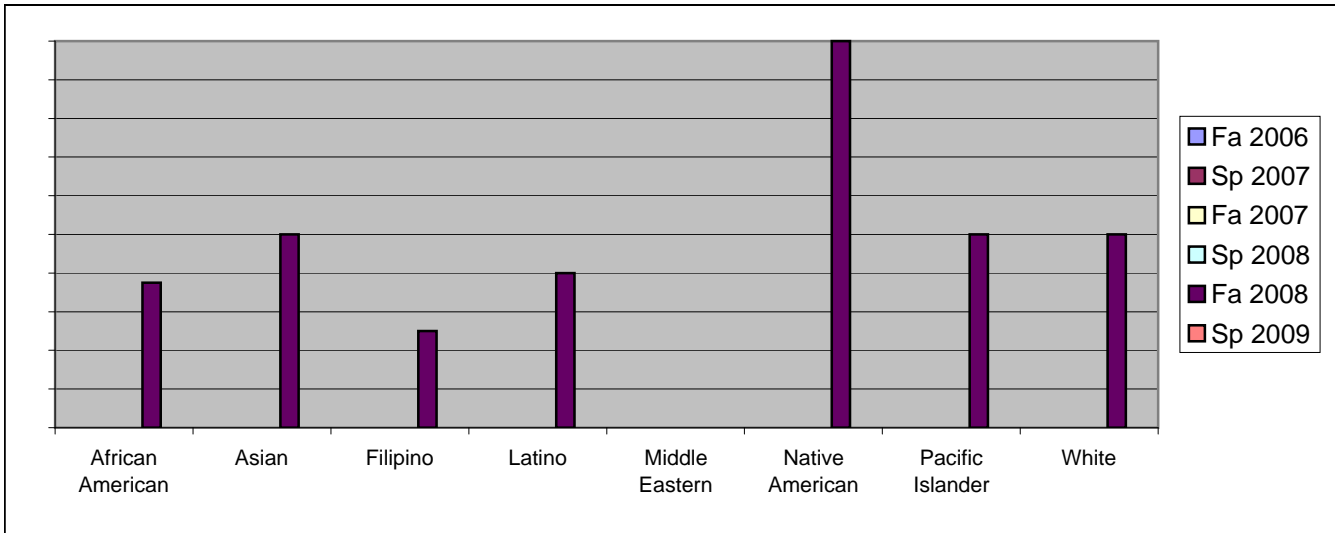
	Fa 2006	Sp 2007	Fa 2007	Sp 2008	Fa 2008	Sp 2009
Success	0%	0%	0%	0%	47%	0%
Non-Success	0%	0%	0%	0%	37%	0%
Withdrawal	0%	0%	0%	0%	17%	0%
Total Percent	0%	0%	0%	0%	100%	0%
Total Enrolled	0	0	0	0	30	0

Chabot
Success Rates By Gender and Semester
Course: BUS 32



	Fa 2006	Sp 2007	Fa 2007	Sp 2008	Fa 2008	Sp 2009
Men						
Success	0%	0%	0%	0%	14%	0%
Non-Success	0%	0%	0%	0%	71%	0%
Withdrawal	0%	0%	0%	0%	14%	0%
Total Percent	0%	0%	0%	0%	100%	0%
Total Enrolled	0	0	0	0	7	0
Women						
Success	0%	0%	0%	0%	55%	0%
Non-Success	0%	0%	0%	0%	27%	0%
Withdrawal	0%	0%	0%	0%	18%	0%
Total Percent	0%	0%	0%	0%	100%	0%
Total Enrolled	0	0	0	0	22	0

Chabot
Success Rates By Ethnicity and Semester
Course: BUS 32



	Fa 2006	Sp 2007	Fa 2007	Sp 2008	Fa 2008	Sp 2009
African American						
Success	0%	0%	0%	0%	38%	0%
Non-Success	0%	0%	0%	0%	63%	0%
Withdrawal	0%	0%	0%	0%	0%	0%
Total Percent	0%	0%	0%	0%	100%	0%
Total Enrolled	0	0	0	0	8	0
Asian						
Success	0%	0%	0%	0%	50%	0%
Non-Success	0%	0%	0%	0%	50%	0%
Withdrawal	0%	0%	0%	0%	0%	0%
Total Percent	0%	0%	0%	0%	100%	0%
Total Enrolled	0	0	0	0	2	0
Filipino						
Success	0%	0%	0%	0%	25%	0%
Non-Success	0%	0%	0%	0%	25%	0%
Withdrawal	0%	0%	0%	0%	50%	0%
Total Percent	0%	0%	0%	0%	100%	0%
Total Enrolled	0	0	0	0	4	0
Latino						
Success	0%	0%	0%	0%	40%	0%
Non-Success	0%	0%	0%	0%	40%	0%
Withdrawal	0%	0%	0%	0%	20%	0%
Total Percent	0%	0%	0%	0%	100%	0%
Total Enrolled	0	0	0	0	5	0
Middle Eastern						
Success	0%	0%	0%	0%	0%	0%
Non-Success	0%	0%	0%	0%	0%	0%
Withdrawal	0%	0%	0%	0%	0%	0%
Total Percent	0%	0%	0%	0%	0%	0%
Total Enrolled	0	0	0	0	0	0
Native American						
Success	0%	0%	0%	0%	100%	0%
Non-Success	0%	0%	0%	0%	0%	0%
Withdrawal	0%	0%	0%	0%	0%	0%

	Total Percent	0%	0%	0%	0%	100%	0%
	Total Enrolled	0	0	0	0	1	0
Pacific Islander							
	Success	0%	0%	0%	0%	50%	0%
	Non-Success	0%	0%	0%	0%	50%	0%
	Withdrawal	0%	0%	0%	0%	0%	0%
	Total Percent	0%	0%	0%	0%	100%	0%
	Total Enrolled	0	0	0	0	2	0
White							
	Success	0%	0%	0%	0%	50%	0%
	Non-Success	0%	0%	0%	0%	17%	0%
	Withdrawal	0%	0%	0%	0%	33%	0%
	Total Percent	0%	0%	0%	0%	100%	0%
	Total Enrolled	0	0	0	0	6	0