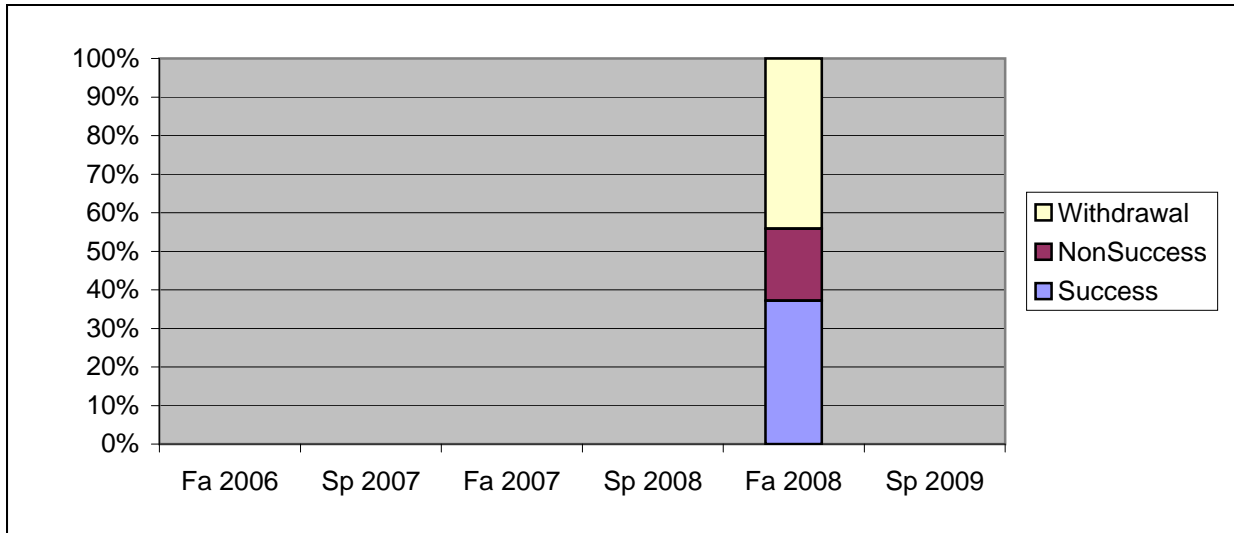
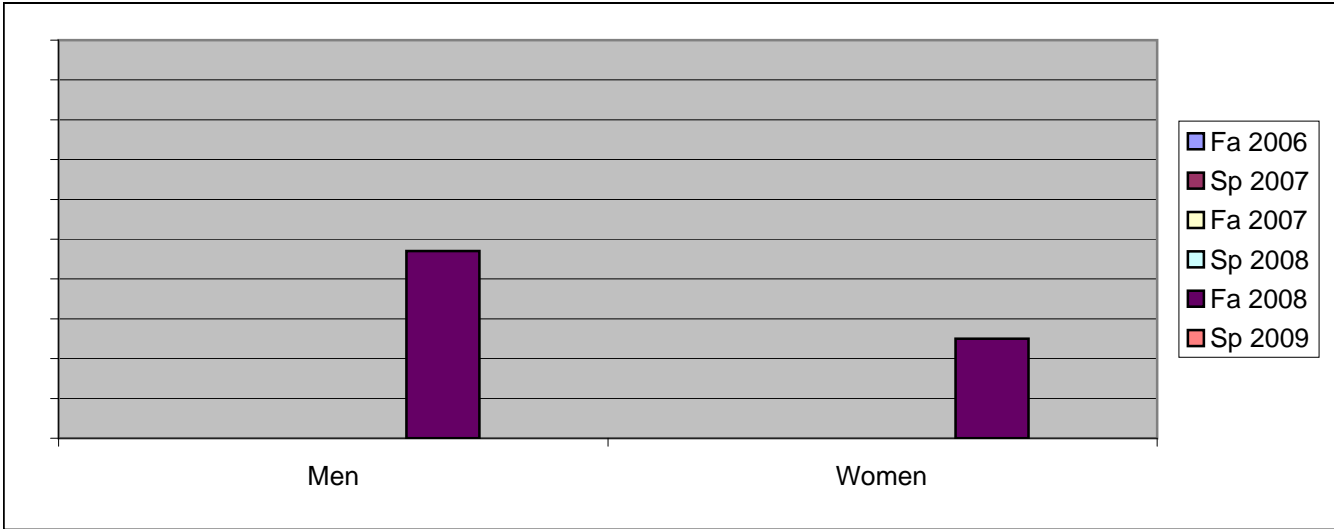


Chabot
Success, Non-Success, and Withdrawal Rates By Semester
Course: BUS 50K



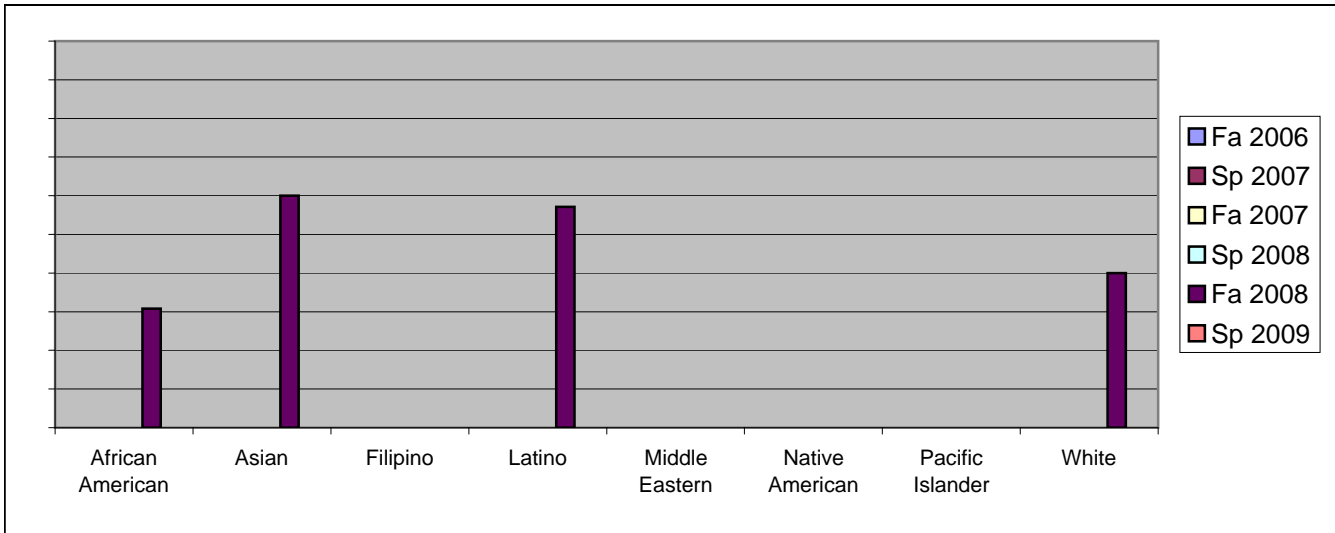
	Fa 2006	Sp 2007	Fa 2007	Sp 2008	Fa 2008	Sp 2009
Success	0%	0%	0%	0%	37%	0%
Non-Success	0%	0%	0%	0%	19%	0%
Withdrawal	0%	0%	0%	0%	44%	0%
Total Percent	0%	0%	0%	0%	100%	0%
Total Enrolled	0	0	0	0	43	0

Chabot
Success Rates By Gender and Semester
Course: BUS 50K



	Fa 2006	Sp 2007	Fa 2007	Sp 2008	Fa 2008	Sp 2009
Men						
Success	0%	0%	0%	0%	47%	0%
Non-Success	0%	0%	0%	0%	18%	0%
Withdrawal	0%	0%	0%	0%	35%	0%
Total Percent	0%	0%	0%	0%	100%	0%
Total Enrolled	0	0	0	0	17	0
Women						
Success	0%	0%	0%	0%	25%	0%
Non-Success	0%	0%	0%	0%	21%	0%
Withdrawal	0%	0%	0%	0%	54%	0%
Total Percent	0%	0%	0%	0%	100%	0%
Total Enrolled	0	0	0	0	24	0

Chabot
Success Rates By Ethnicity and Semester
Course: BUS 50K



	Fa 2006	Sp 2007	Fa 2007	Sp 2008	Fa 2008	Sp 2009
African American						
Success	0%	0%	0%	0%	31%	0%
Non-Success	0%	0%	0%	0%	23%	0%
Withdrawal	0%	0%	0%	0%	46%	0%
Total Percent	0%	0%	0%	0%	100%	0%
Total Enrolled	0	0	0	0	13	0
Asian						
Success	0%	0%	0%	0%	60%	0%
Non-Success	0%	0%	0%	0%	20%	0%
Withdrawal	0%	0%	0%	0%	20%	0%
Total Percent	0%	0%	0%	0%	100%	0%
Total Enrolled	0	0	0	0	5	0
Filipino						
Success	0%	0%	0%	0%	0%	0%
Non-Success	0%	0%	0%	0%	50%	0%
Withdrawal	0%	0%	0%	0%	50%	0%
Total Percent	0%	0%	0%	0%	100%	0%
Total Enrolled	0	0	0	0	2	0
Latino						
Success	0%	0%	0%	0%	57%	0%
Non-Success	0%	0%	0%	0%	14%	0%
Withdrawal	0%	0%	0%	0%	29%	0%
Total Percent	0%	0%	0%	0%	100%	0%
Total Enrolled	0	0	0	0	7	0
Middle Eastern						
Success	0%	0%	0%	0%	0%	0%
Non-Success	0%	0%	0%	0%	0%	0%
Withdrawal	0%	0%	0%	0%	0%	0%
Total Percent	0%	0%	0%	0%	0%	0%
Total Enrolled	0	0	0	0	0	0
Native American						
Success	0%	0%	0%	0%	0%	0%
Non-Success	0%	0%	0%	0%	0%	0%
Withdrawal	0%	0%	0%	0%	0%	0%

	Total Percent	0%	0%	0%	0%	0%	0%
	Total Enrolled	0	0	0	0	0	0
Pacific Islander							
	Success	0%	0%	0%	0%	0%	0%
	Non-Success	0%	0%	0%	0%	0%	0%
	Withdrawal	0%	0%	0%	0%	100%	0%
	Total Percent	0%	0%	0%	0%	100%	0%
	Total Enrolled	0	0	0	0	2	0
White							
	Success	0%	0%	0%	0%	40%	0%
	Non-Success	0%	0%	0%	0%	10%	0%
	Withdrawal	0%	0%	0%	0%	50%	0%
	Total Percent	0%	0%	0%	0%	100%	0%
	Total Enrolled	0	0	0	0	10	0