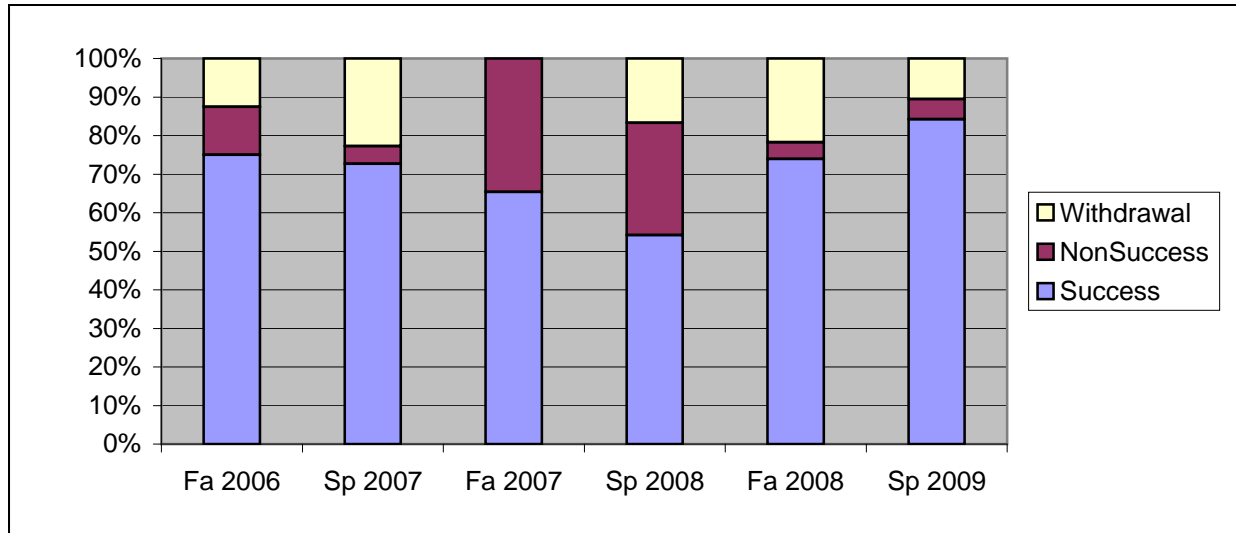
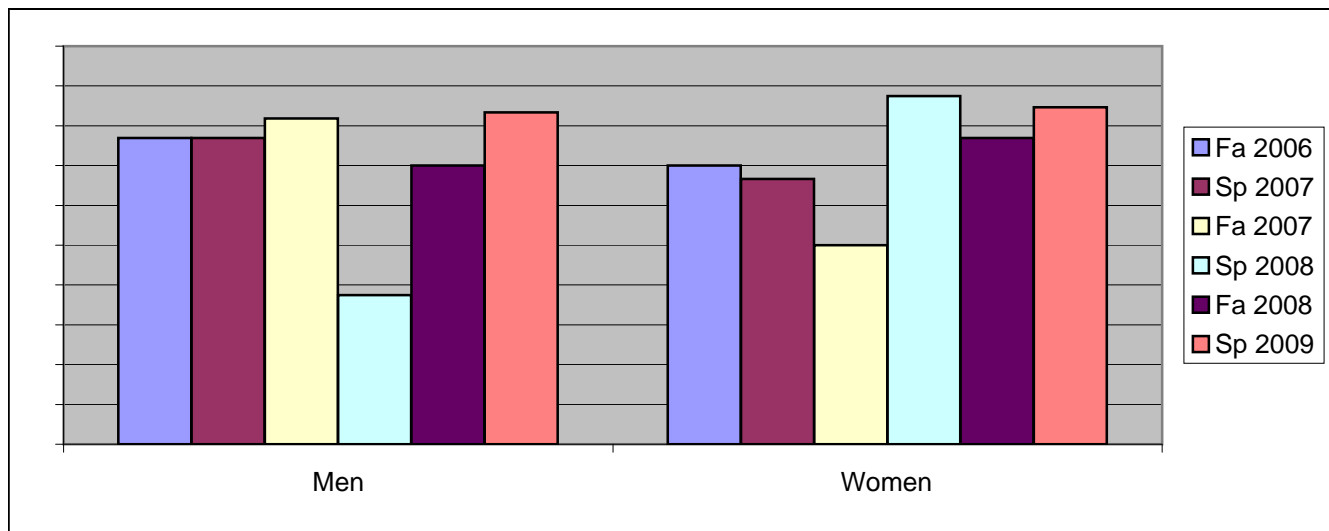


Chabot
Success, Non-Success, and Withdrawal Rates By Semester
Course: CAS 101



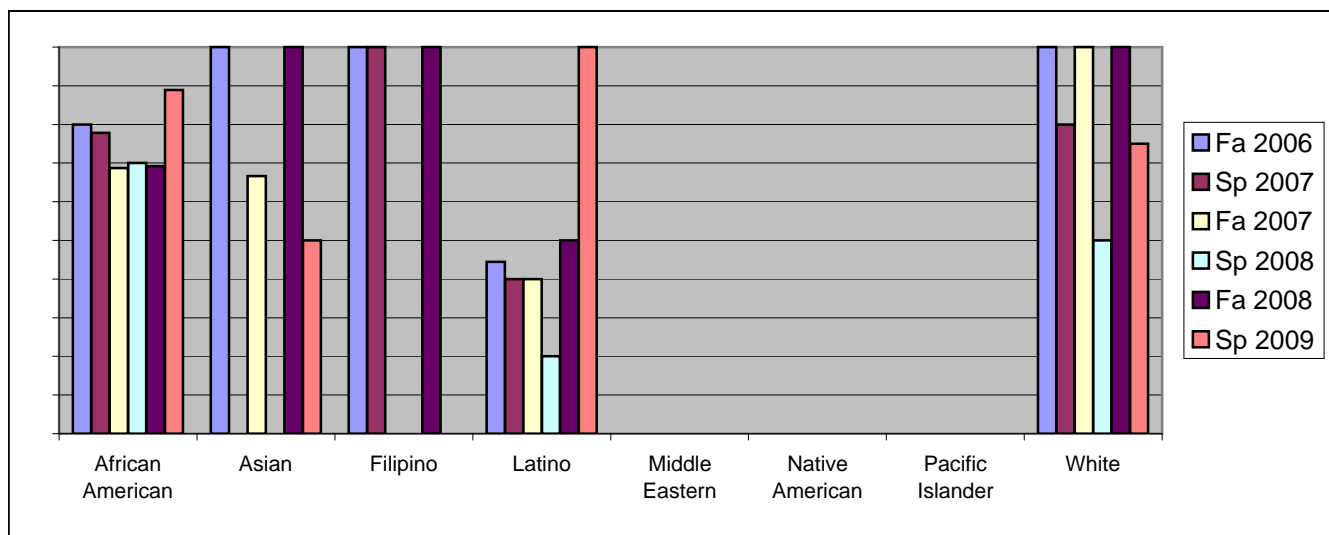
	Fa 2006	Sp 2007	Fa 2007	Sp 2008	Fa 2008	Sp 2009
Success	75%	73%	65%	54%	74%	84%
Non-Success	13%	5%	35%	29%	4%	5%
Withdrawal	13%	23%	0%	17%	22%	11%
Total Percent	100%	100%	100%	100%	100%	100%
Total Enrolled	24	22	26	24	23	19

Chabot
Success Rates By Gender and Semester
Course: CAS 101



	Fa 2006	Sp 2007	Fa 2007	Sp 2008	Fa 2008	Sp 2009
Men						
Success	77%	77%	82%	38%	70%	83%
Non-Success	0%	0%	18%	38%	10%	0%
Withdrawal	23%	23%	0%	25%	20%	17%
Total Percent	100%	100%	100%	100%	100%	100%
Total Enrolled	13	13	11	16	10	6
Women						
Success	70%	67%	50%	88%	77%	85%
Non-Success	30%	11%	50%	13%	0%	8%
Withdrawal	0%	22%	0%	0%	23%	8%
Total Percent	100%	100%	100%	100%	100%	100%
Total Enrolled	10	9	14	8	13	13

Chabot
Success Rates By Ethnicity and Semester
Course: CAS 101



	Fa 2006	Sp 2007	Fa 2007	Sp 2008	Fa 2008	Sp 2009
African American						
Success	80%	78%	69%	70%	69%	89%
Non-Success	0%	11%	31%	20%	8%	0%
Withdrawal	20%	11%	0%	10%	23%	11%
Total Percent	100%	100%	100%	100%	100%	100%
Total Enrolled	5	9	16	10	13	9
Asian						
Success	100%	0%	67%	0%	100%	50%
Non-Success	0%	0%	33%	0%	0%	0%
Withdrawal	0%	0%	0%	0%	0%	50%
Total Percent	100%	0%	100%	0%	100%	100%
Total Enrolled	4	0	3	0	2	2
Filipino						
Success	100%	100%	0%	0%	100%	0%
Non-Success	0%	0%	0%	0%	0%	0%
Withdrawal	0%	0%	0%	100%	0%	0%
Total Percent	100%	100%	0%	100%	100%	0%
Total Enrolled	4	2	0	1	2	0
Latino						
Success	44%	40%	40%	20%	50%	100%
Non-Success	33%	0%	60%	80%	0%	0%
Withdrawal	22%	60%	0%	0%	50%	0%
Total Percent	100%	100%	100%	100%	100%	100%
Total Enrolled	9	5	5	5	4	4
Middle Eastern						
Success	0%	0%	0%	0%	0%	0%
Non-Success	0%	0%	0%	0%	0%	0%
Withdrawal	0%	0%	0%	0%	0%	0%
Total Percent	0%	0%	0%	0%	0%	0%
Total Enrolled	0	0	0	0	0	0
Native American						
Success	0%	0%	0%	0%	0%	0%
Non-Success	0%	0%	0%	0%	0%	0%
Withdrawal	0%	0%	0%	0%	0%	0%

	Total Percent	0%	0%	0%	0%	0%	0%
	Total Enrolled	0	0	0	0	0	0
Pacific Islander							
	Success	0%	0%	0%	0%	0%	0%
	Non-Success	0%	0%	0%	100%	0%	0%
	Withdrawal	0%	0%	0%	0%	0%	0%
	Total Percent	0%	0%	0%	100%	0%	0%
	Total Enrolled	0	0	0	1	0	0
White							
	Success	100%	80%	100%	50%	100%	75%
	Non-Success	0%	0%	0%	0%	0%	25%
	Withdrawal	0%	20%	0%	50%	0%	0%
	Total Percent	100%	100%	100%	100%	100%	100%
	Total Enrolled	2	5	2	4	2	4