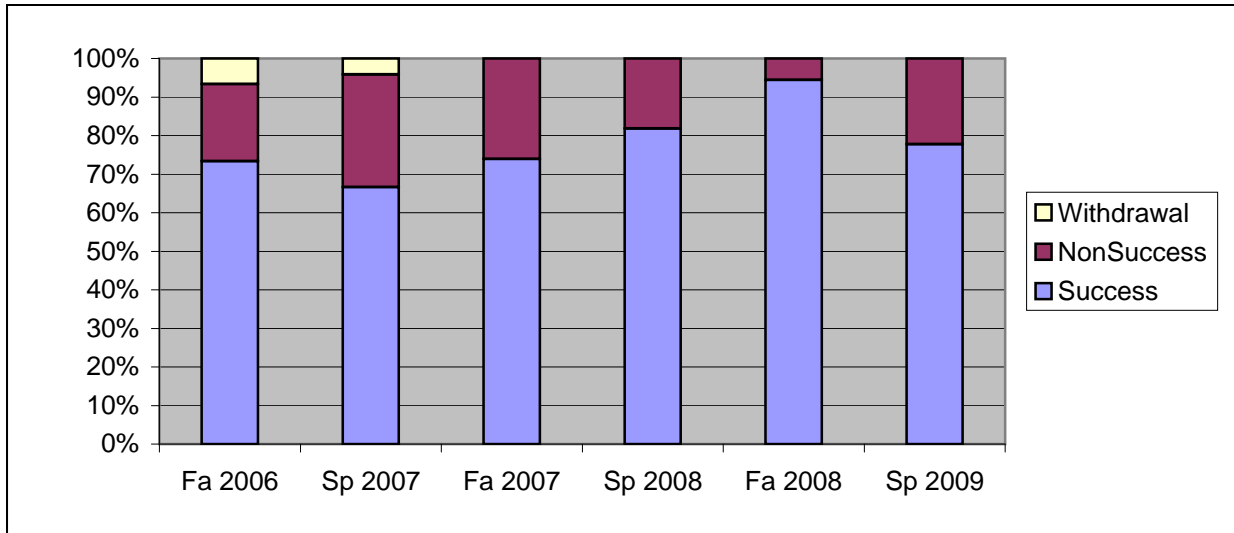
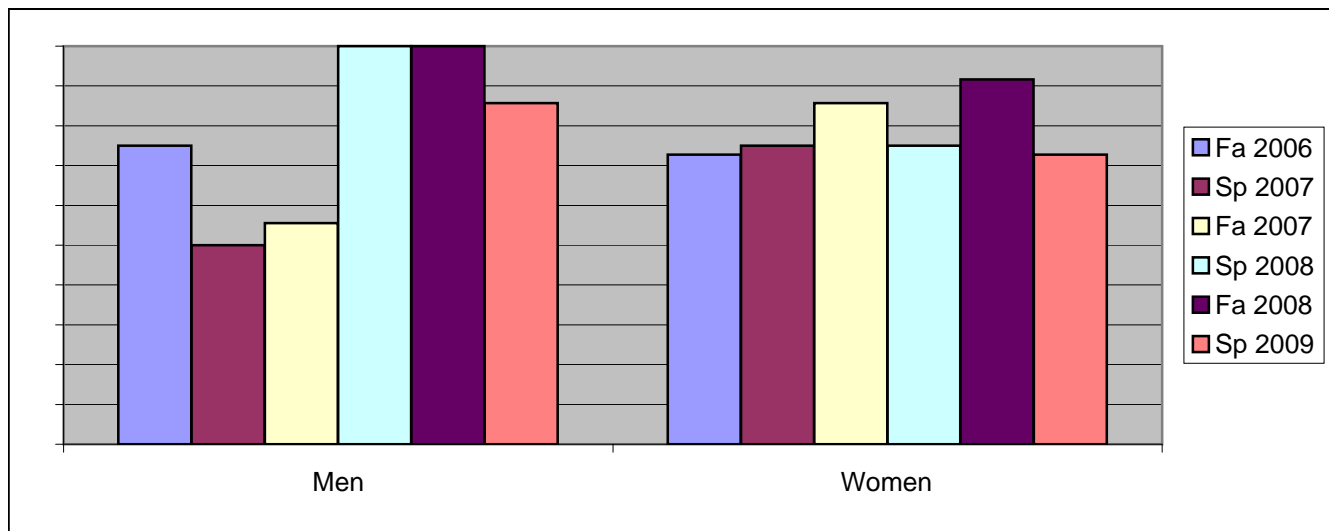


Chabot
Success, Non-Success, and Withdrawal Rates By Semester
Course: CAS 60



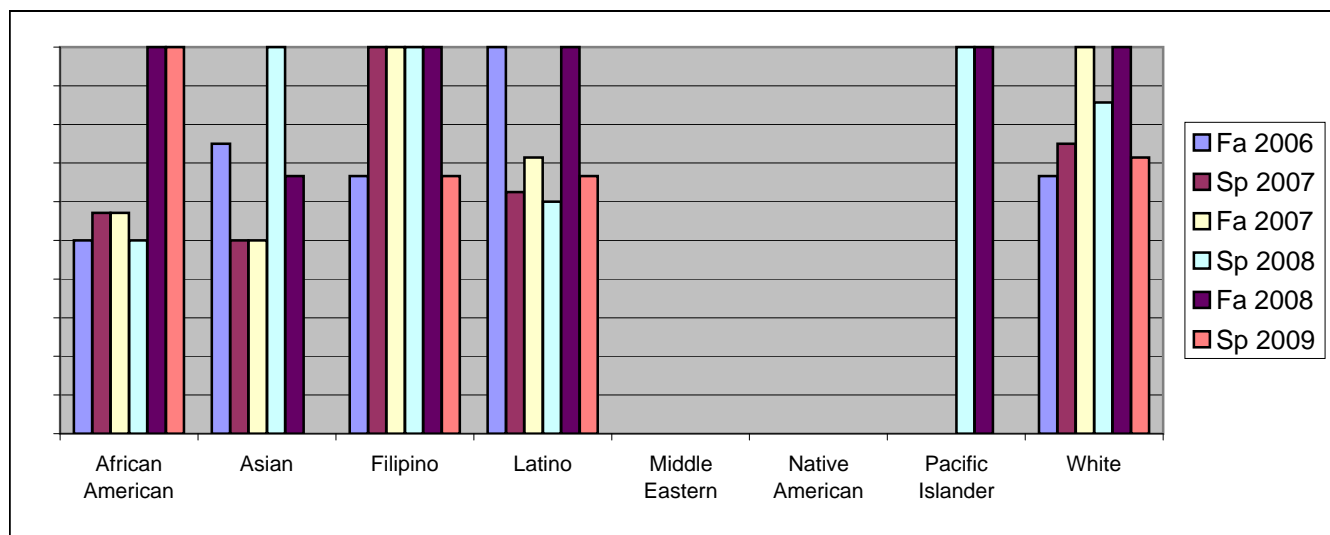
	Fa 2006	Sp 2007	Fa 2007	Sp 2008	Fa 2008	Sp 2009
Success	73%	67%	74%	82%	94%	78%
Non-Success	20%	29%	26%	18%	6%	22%
Withdrawal	7%	4%	0%	0%	0%	0%
Total Percent	100%	100%	100%	100%	100%	100%
Total Enrolled	15	24	23	22	18	18

Chabot
Success Rates By Gender and Semester
Course: CAS 60



	Fa 2006	Sp 2007	Fa 2007	Sp 2008	Fa 2008	Sp 2009
Men						
Success	75%	50%	56%	100%	100%	86%
Non-Success	0%	50%	44%	0%	0%	14%
Withdrawal	25%	0%	0%	0%	0%	0%
Total Percent	100%	100%	100%	100%	100%	100%
Total Enrolled	4	8	9	6	6	7
Women						
Success	73%	75%	86%	75%	92%	73%
Non-Success	27%	19%	14%	25%	8%	27%
Withdrawal	0%	6%	0%	0%	0%	0%
Total Percent	100%	100%	100%	100%	100%	100%
Total Enrolled	11	16	14	16	12	11

Chabot
Success Rates By Ethnicity and Semester
Course: CAS 60



	Fa 2006	Sp 2007	Fa 2007	Sp 2008	Fa 2008	Sp 2009
African American						
Success	50%	57%	57%	50%	100%	100%
Non-Success	50%	29%	43%	50%	0%	0%
Withdrawal	0%	14%	0%	0%	0%	0%
Total Percent	100%	100%	100%	100%	100%	100%
Total Enrolled	2	7	7	2	2	3
Asian						
Success	75%	50%	50%	100%	67%	0%
Non-Success	0%	50%	50%	0%	33%	0%
Withdrawal	25%	0%	0%	0%	0%	0%
Total Percent	100%	100%	100%	100%	100%	0%
Total Enrolled	4	2	2	3	3	0
Filipino						
Success	67%	100%	100%	100%	100%	67%
Non-Success	33%	0%	0%	0%	0%	33%
Withdrawal	0%	0%	0%	0%	0%	0%
Total Percent	100%	100%	100%	100%	100%	100%
Total Enrolled	3	3	4	4	3	3
Latino						
Success	100%	63%	71%	60%	100%	67%
Non-Success	0%	38%	29%	40%	0%	33%
Withdrawal	0%	0%	0%	0%	0%	0%
Total Percent	100%	100%	100%	100%	100%	100%
Total Enrolled	2	8	7	5	3	3
Middle Eastern						
Success	0%	0%	0%	0%	0%	0%
Non-Success	0%	0%	0%	0%	0%	0%
Withdrawal	0%	0%	0%	0%	0%	0%
Total Percent	0%	0%	0%	0%	0%	0%
Total Enrolled	0	0	0	0	0	0
Native American						
Success	0%	0%	0%	0%	0%	0%
Non-Success	0%	0%	0%	0%	0%	0%
Withdrawal	0%	0%	0%	0%	0%	0%

	Total Percent	0%	0%	0%	0%	0%	0%
	Total Enrolled	0	0	0	0	0	0
Pacific Islander							
	Success	0%	0%	0%	100%	100%	0%
	Non-Success	0%	0%	0%	0%	0%	0%
	Withdrawal	0%	0%	0%	0%	0%	0%
	Total Percent	0%	0%	0%	100%	100%	0%
	Total Enrolled	0	0	0	1	1	0
White							
	Success	67%	75%	100%	86%	100%	71%
	Non-Success	33%	25%	0%	14%	0%	29%
	Withdrawal	0%	0%	0%	0%	0%	0%
	Total Percent	100%	100%	100%	100%	100%	100%
	Total Enrolled	3	4	2	7	5	7