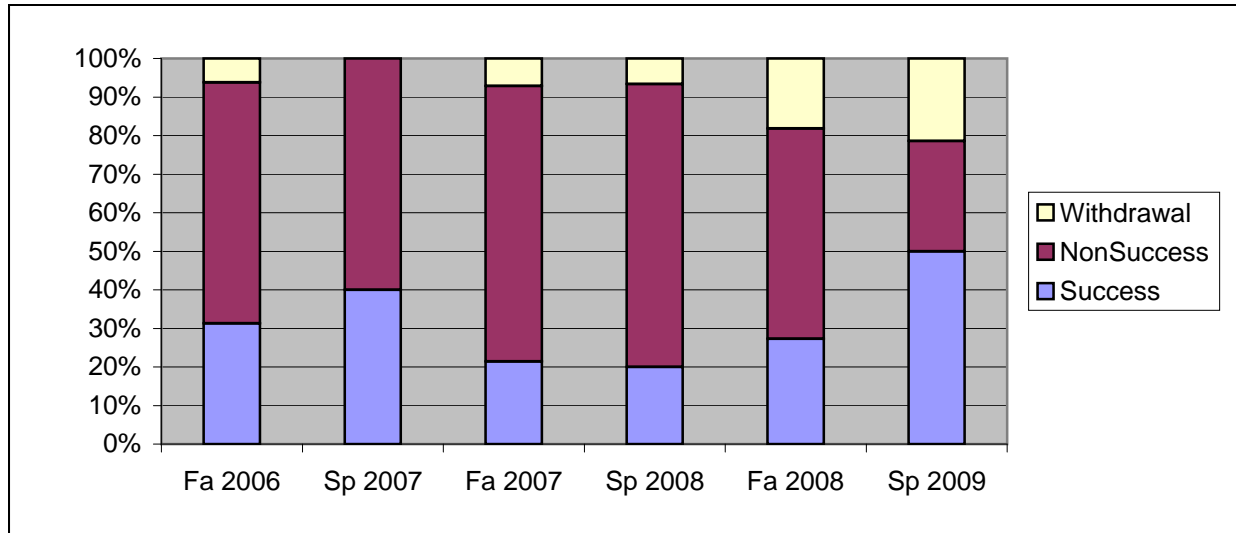
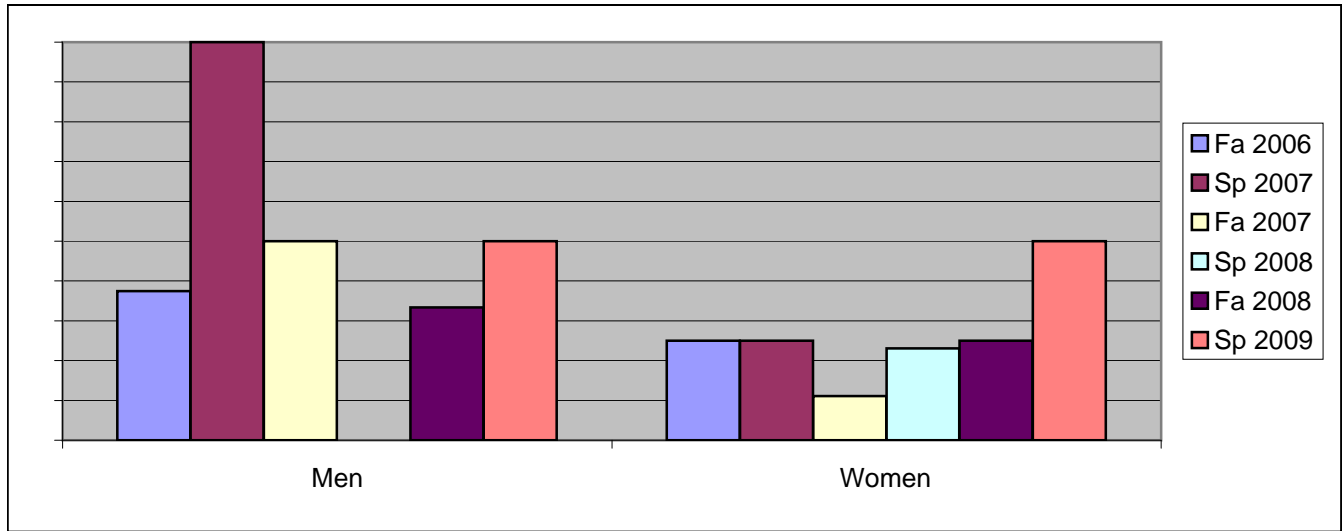


Chabot
Success, Non-Success, and Withdrawal Rates By Semester
Course: CAS 72G



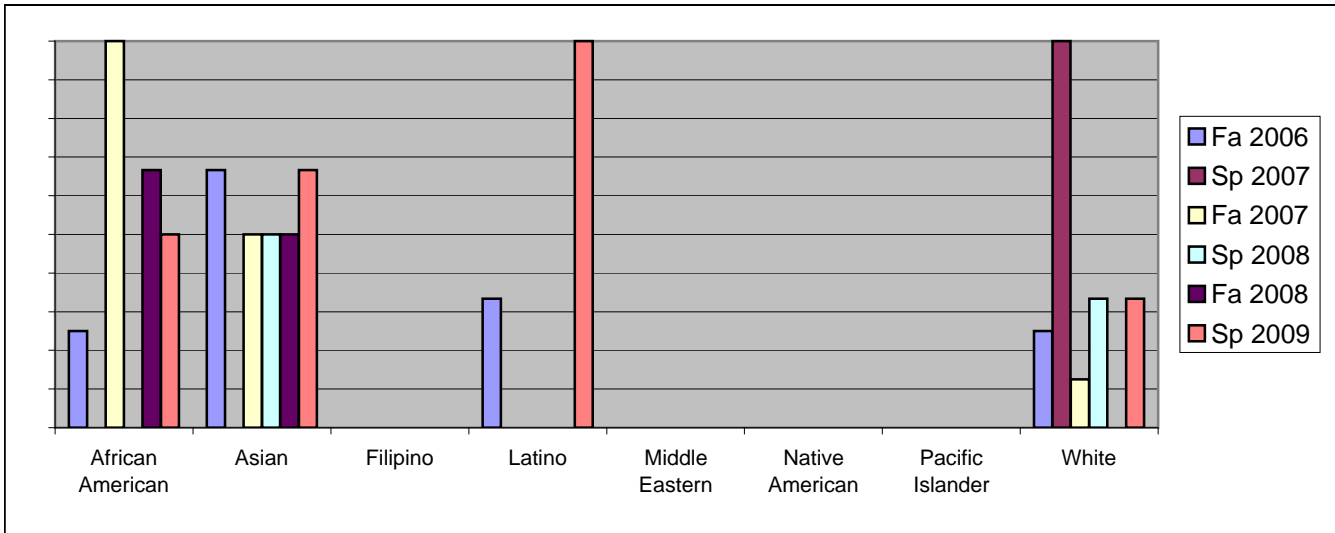
	Fa 2006	Sp 2007	Fa 2007	Sp 2008	Fa 2008	Sp 2009
Success	31%	40%	21%	20%	27%	50%
Non-Success	63%	60%	71%	73%	55%	29%
Withdrawal	6%	0%	7%	7%	18%	21%
Total Percent	100%	100%	100%	100%	100%	100%
Total Enrolled	16	5	14	15	11	14

Chabot
Success Rates By Gender and Semester
Course: CAS 72G



	Fa 2006	Sp 2007	Fa 2007	Sp 2008	Fa 2008	Sp 2009
Men						
Success	38%	100%	50%	0%	33%	50%
Non-Success	63%	0%	50%	100%	67%	33%
Withdrawal	0%	0%	0%	0%	0%	17%
Total Percent	100%	100%	100%	100%	100%	100%
Total Enrolled	8	1	4	2	3	6
Women						
Success	25%	25%	11%	23%	25%	50%
Non-Success	63%	75%	78%	69%	50%	25%
Withdrawal	13%	0%	11%	8%	25%	25%
Total Percent	100%	100%	100%	100%	100%	100%
Total Enrolled	8	4	9	13	8	8

Chabot
Success Rates By Ethnicity and Semester
Course: CAS 72G



	Fa 2006	Sp 2007	Fa 2007	Sp 2008	Fa 2008	Sp 2009
African American						
Success	25%	0%	100%	0%	67%	50%
Non-Success	75%	100%	0%	100%	33%	50%
Withdrawal	0%	0%	0%	0%	0%	0%
Total Percent	100%	100%	100%	100%	100%	100%
Total Enrolled	4	1	1	1	3	2
Asian						
Success	67%	0%	50%	50%	50%	67%
Non-Success	33%	100%	50%	50%	0%	33%
Withdrawal	0%	0%	0%	0%	50%	0%
Total Percent	100%	100%	100%	100%	100%	100%
Total Enrolled	3	1	2	2	2	3
Filipino						
Success	0%	0%	0%	0%	0%	0%
Non-Success	0%	0%	0%	67%	0%	100%
Withdrawal	0%	0%	0%	33%	0%	0%
Total Percent	0%	0%	0%	100%	0%	100%
Total Enrolled	0	0	0	3	0	1
Latino						
Success	33%	0%	0%	0%	0%	100%
Non-Success	67%	0%	50%	100%	50%	0%
Withdrawal	0%	0%	50%	0%	50%	0%
Total Percent	100%	0%	100%	100%	100%	100%
Total Enrolled	3	0	2	3	2	1
Middle Eastern						
Success	0%	0%	0%	0%	0%	0%
Non-Success	0%	0%	0%	0%	0%	0%
Withdrawal	0%	0%	0%	0%	0%	0%
Total Percent	0%	0%	0%	0%	0%	0%
Total Enrolled	0	0	0	0	0	0
Native American						
Success	0%	0%	0%	0%	0%	0%
Non-Success	0%	0%	0%	0%	0%	0%
Withdrawal	0%	0%	0%	0%	0%	0%

	Total Percent	0%	0%	0%	0%	0%	0%
	Total Enrolled	0	0	0	0	0	0
Pacific Islander							
	Success	0%	0%	0%	0%	0%	0%
	Non-Success	100%	0%	0%	0%	0%	0%
	Withdrawal	0%	0%	0%	0%	0%	0%
	Total Percent	100%	0%	0%	0%	0%	0%
	Total Enrolled	1	0	0	0	0	0
White							
	Success	25%	100%	13%	33%	0%	33%
	Non-Success	50%	0%	88%	67%	100%	33%
	Withdrawal	25%	0%	0%	0%	0%	33%
	Total Percent	100%	100%	100%	100%	100%	100%
	Total Enrolled	4	2	8	6	3	3