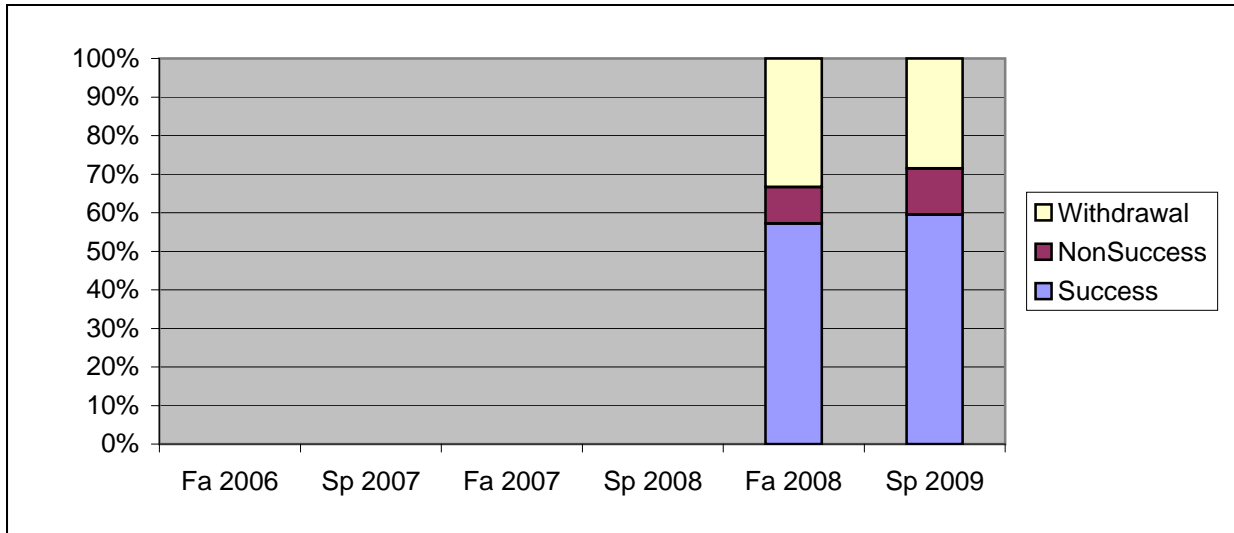
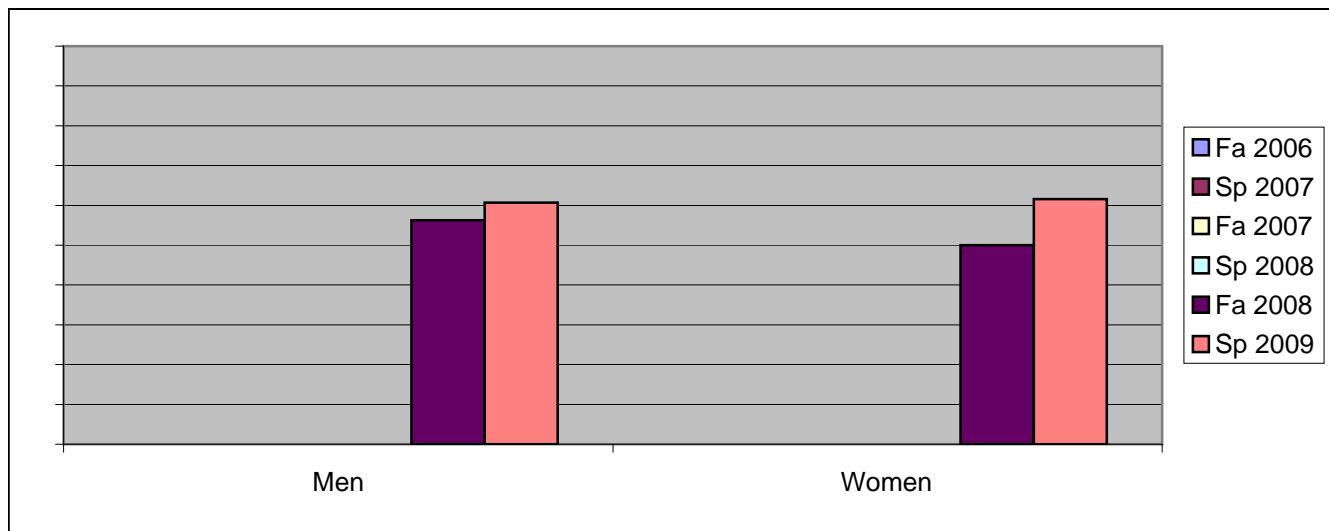


Chabot
Success, Non-Success, and Withdrawal Rates By Semester
Course: CAS 92A



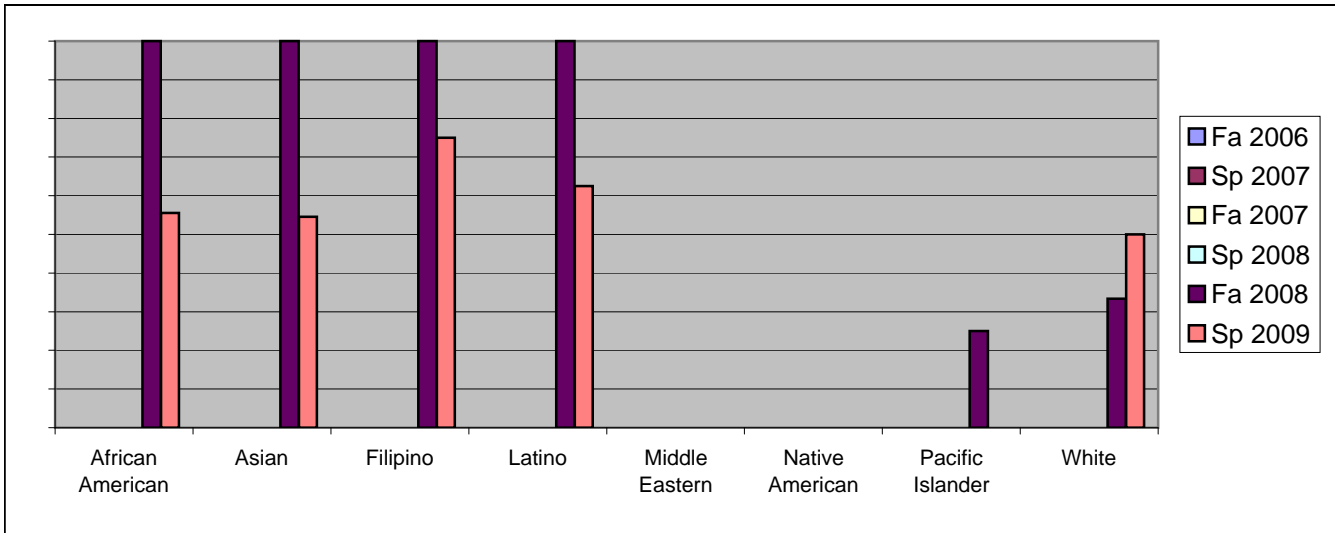
	Fa 2006	Sp 2007	Fa 2007	Sp 2008	Fa 2008	Sp 2009
Success	0%	0%	0%	0%	57%	60%
Non-Success	0%	0%	0%	0%	10%	12%
Withdrawal	0%	0%	0%	0%	33%	29%
Total Percent	0%	0%	0%	0%	100%	100%
Total Enrolled	0	0	0	0	21	42

Chabot
Success Rates By Gender and Semester
Course: CAS 92A



	Fa 2006	Sp 2007	Fa 2007	Sp 2008	Fa 2008	Sp 2009
Men						
Success	0%	0%	0%	0%	56%	61%
Non-Success	0%	0%	0%	0%	13%	14%
Withdrawal	0%	0%	0%	0%	31%	25%
Total Percent	0%	0%	0%	0%	100%	100%
Total Enrolled	0	0	0	0	16	28
Women						
Success	0%	0%	0%	0%	50%	62%
Non-Success	0%	0%	0%	0%	0%	0%
Withdrawal	0%	0%	0%	0%	50%	38%
Total Percent	0%	0%	0%	0%	100%	100%
Total Enrolled	0	0	0	0	4	13

Chabot
Success Rates By Ethnicity and Semester
Course: CAS 92A



	Fa 2006	Sp 2007	Fa 2007	Sp 2008	Fa 2008	Sp 2009
African American						
Success	0%	0%	0%	0%	100%	56%
Non-Success	0%	0%	0%	0%	0%	0%
Withdrawal	0%	0%	0%	0%	0%	44%
Total Percent	0%	0%	0%	0%	100%	100%
Total Enrolled	0	0	0	0	2	9
Asian						
Success	0%	0%	0%	0%	100%	55%
Non-Success	0%	0%	0%	0%	0%	9%
Withdrawal	0%	0%	0%	0%	0%	36%
Total Percent	0%	0%	0%	0%	100%	100%
Total Enrolled	0	0	0	0	4	11
Filipino						
Success	0%	0%	0%	0%	100%	75%
Non-Success	0%	0%	0%	0%	0%	0%
Withdrawal	0%	0%	0%	0%	0%	25%
Total Percent	0%	0%	0%	0%	100%	100%
Total Enrolled	0	0	0	0	1	4
Latino						
Success	0%	0%	0%	0%	100%	63%
Non-Success	0%	0%	0%	0%	0%	25%
Withdrawal	0%	0%	0%	0%	0%	13%
Total Percent	0%	0%	0%	0%	100%	100%
Total Enrolled	0	0	0	0	1	8
Middle Eastern						
Success	0%	0%	0%	0%	0%	0%
Non-Success	0%	0%	0%	0%	0%	0%
Withdrawal	0%	0%	0%	0%	0%	0%
Total Percent	0%	0%	0%	0%	0%	0%
Total Enrolled	0	0	0	0	0	0
Native American						
Success	0%	0%	0%	0%	0%	0%
Non-Success	0%	0%	0%	0%	0%	0%
Withdrawal	0%	0%	0%	0%	0%	0%

	Total Percent	0%	0%	0%	0%	0%	0%
	Total Enrolled	0	0	0	0	0	0
Pacific Islander							
	Success	0%	0%	0%	0%	25%	0%
	Non-Success	0%	0%	0%	0%	50%	0%
	Withdrawal	0%	0%	0%	0%	25%	0%
	Total Percent	0%	0%	0%	0%	100%	0%
	Total Enrolled	0	0	0	0	4	0
White							
	Success	0%	0%	0%	0%	33%	50%
	Non-Success	0%	0%	0%	0%	0%	17%
	Withdrawal	0%	0%	0%	0%	67%	33%
	Total Percent	0%	0%	0%	0%	100%	100%
	Total Enrolled	0	0	0	0	3	6