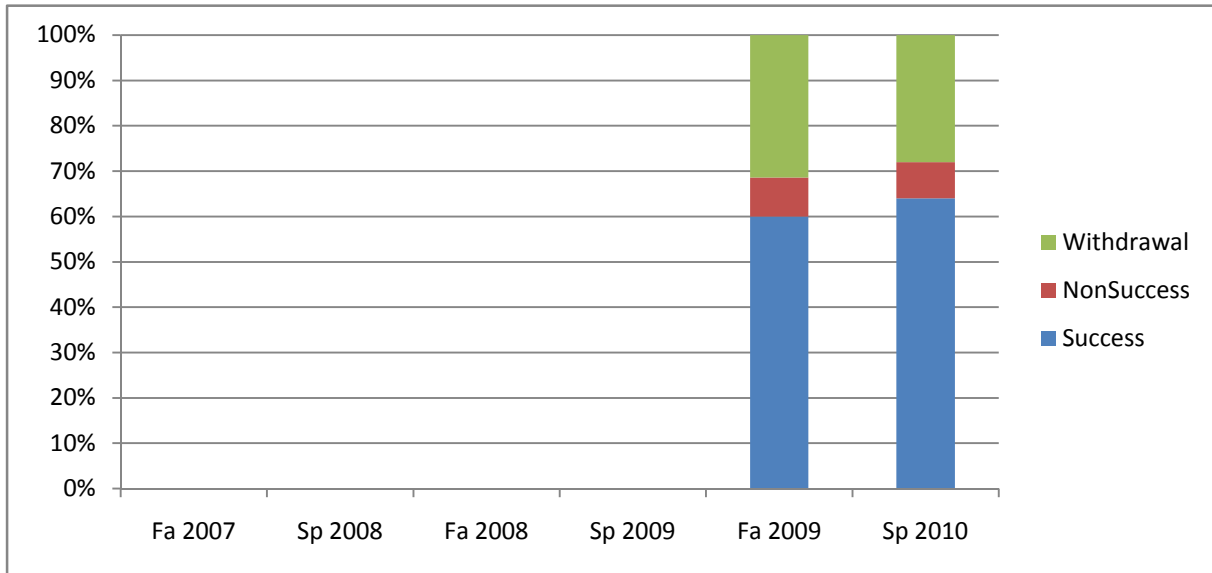
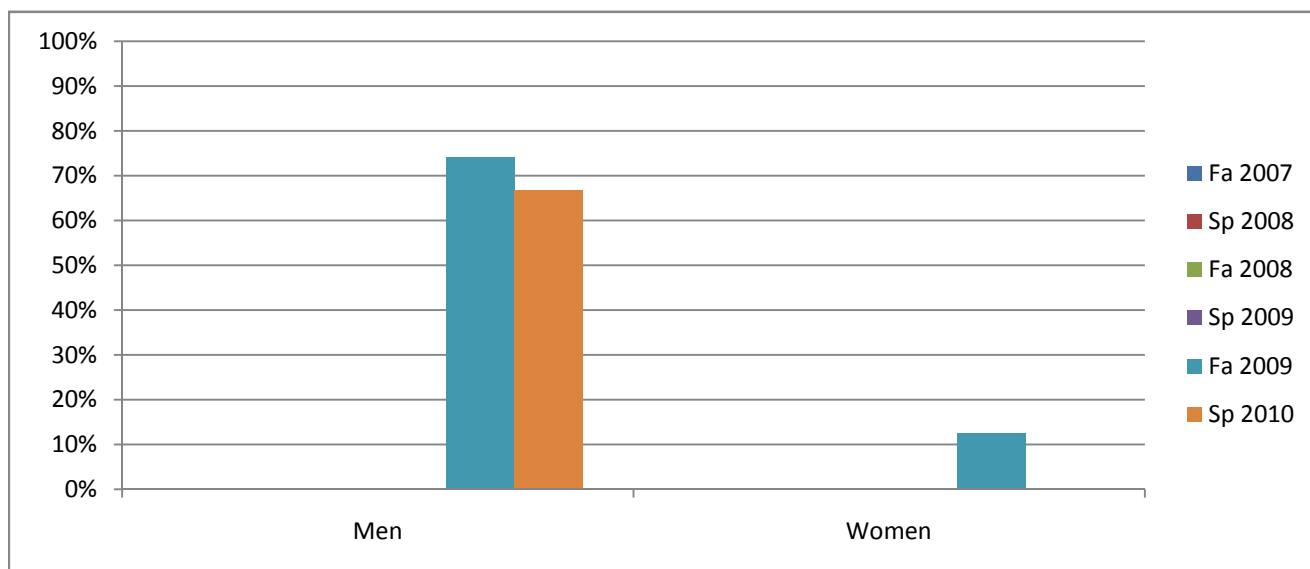


Chabot
Success, Non-Success, and Withdrawal Rates By Semester
Course: ESYS 50



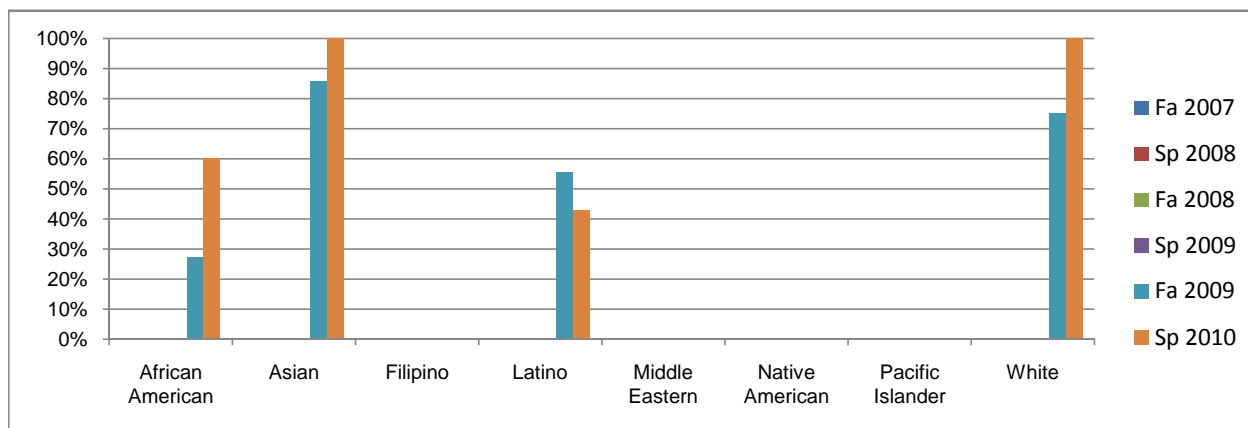
	Fa 2007	Sp 2008	Fa 2008	Sp 2009	Fa 2009	Sp 2010
Success	0%	0%	0%	0%	60%	64%
Non-Success	0%	0%	0%	0%	9%	8%
Withdrawal	0%	0%	0%	0%	31%	28%
Total Percent	0%	0%	0%	0%	100%	100%
Total Enrolled	0	0	0	0	35	25

Chabot
Success Rates By Gender and Semester
Course: ESYS 50



	Fa 2007	Sp 2008	Fa 2008	Sp 2009	Fa 2009	Sp 2010
Men						
Success	0%	0%	0%	0%	74%	67%
Non-Success	0%	0%	0%	0%	7%	8%
Withdrawal	0%	0%	0%	0%	19%	25%
Total Percent	0%	0%	0%	0%	100%	100%
Total Enrolled	0	0	0	0	27	24
Women						
Success	0%	0%	0%	0%	13%	0%
Non-Success	0%	0%	0%	0%	13%	0%
Withdrawal	0%	0%	0%	0%	75%	0%
Total Percent	0%	0%	0%	0%	100%	0%
Total Enrolled	0	0	0	0	8	0

Chabot
Success Rates By Ethnicity and Semester
Course: ESYS 50



	Fa 2007	Sp 2008	Fa 2008	Sp 2009	Fa 2009	Sp 2010
African American						
Success	0%	0%	0%	0%	27%	60%
Non-Success	0%	0%	0%	0%	9%	20%
Withdrawal	0%	0%	0%	0%	64%	20%
Total Percent	0%	0%	0%	0%	100%	100%
Total Enrolled	0	0	0	0	11	5
Asian						
Success	0%	0%	0%	0%	86%	100%
Non-Success	0%	0%	0%	0%	0%	0%
Withdrawal	0%	0%	0%	0%	14%	0%
Total Percent	0%	0%	0%	0%	100%	100%
Total Enrolled	0	0	0	0	7	4
Filipino						
Success	0%	0%	0%	0%	0%	0%
Non-Success	0%	0%	0%	0%	0%	0%
Withdrawal	0%	0%	0%	0%	0%	0%
Total Percent	0%	0%	0%	0%	0%	0%
Total Enrolled	0	0	0	0	0	0
Latino						
Success	0%	0%	0%	0%	56%	43%
Non-Success	0%	0%	0%	0%	22%	14%
Withdrawal	0%	0%	0%	0%	22%	43%
Total Percent	0%	0%	0%	0%	100%	100%
Total Enrolled	0	0	0	0	9	7
Middle Eastern						
Success	0%	0%	0%	0%	0%	0%
Non-Success	0%	0%	0%	0%	0%	0%
Withdrawal	0%	0%	0%	0%	0%	0%
Total Percent	0%	0%	0%	0%	0%	0%
Total Enrolled	0	0	0	0	0	0
Native American						
Success	0%	0%	0%	0%	0%	0%
Non-Success	0%	0%	0%	0%	0%	0%
Withdrawal	0%	0%	0%	0%	0%	0%
Total Percent	0%	0%	0%	0%	0%	0%
Total Enrolled	0	0	0	0	0	0
Pacific Islander						
Success	0%	0%	0%	0%	0%	0%
Non-Success	0%	0%	0%	0%	0%	0%
Withdrawal	0%	0%	0%	0%	0%	0%
Total Percent	0%	0%	0%	0%	0%	0%
Total Enrolled	0	0	0	0	0	0
White						
Success	0%	0%	0%	0%	75%	100%
Non-Success	0%	0%	0%	0%	0%	0%
Withdrawal	0%	0%	0%	0%	25%	0%
Total Percent	0%	0%	0%	0%	100%	100%
Total Enrolled	0	0	0	0	4	5