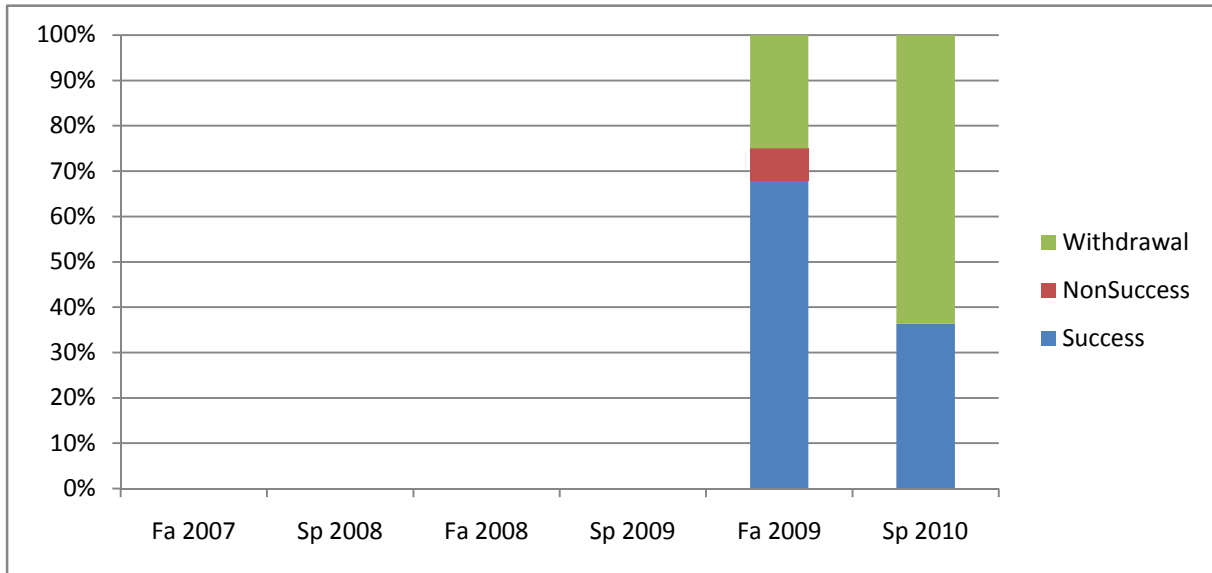
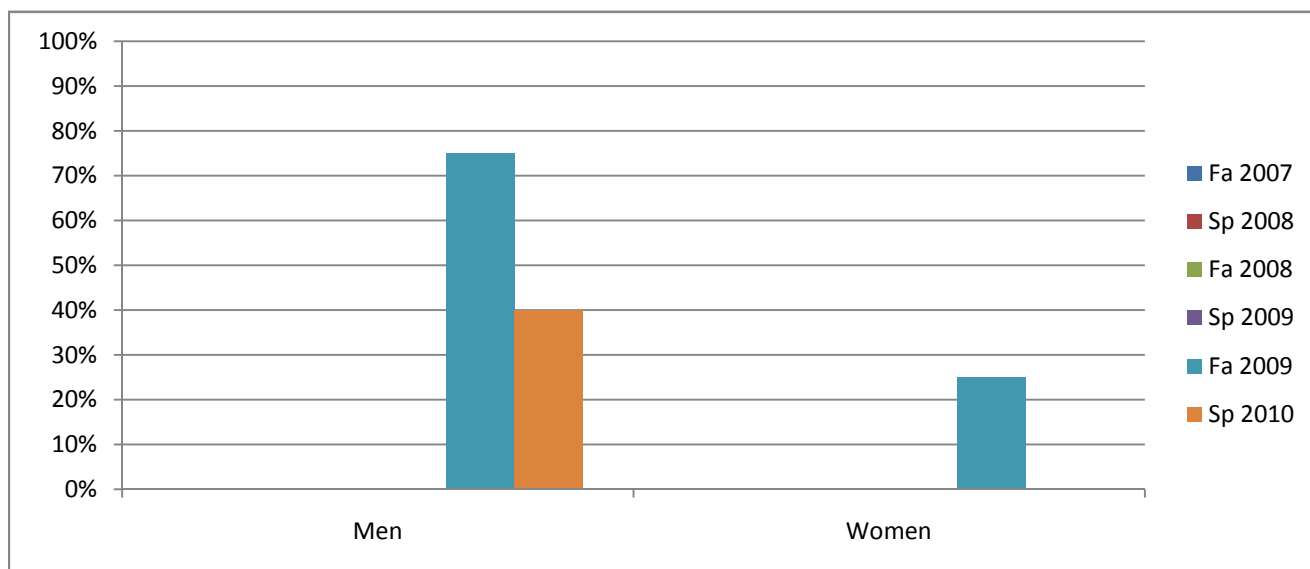


Chabot
Success, Non-Success, and Withdrawal Rates By Semester
Course: ESYS 51



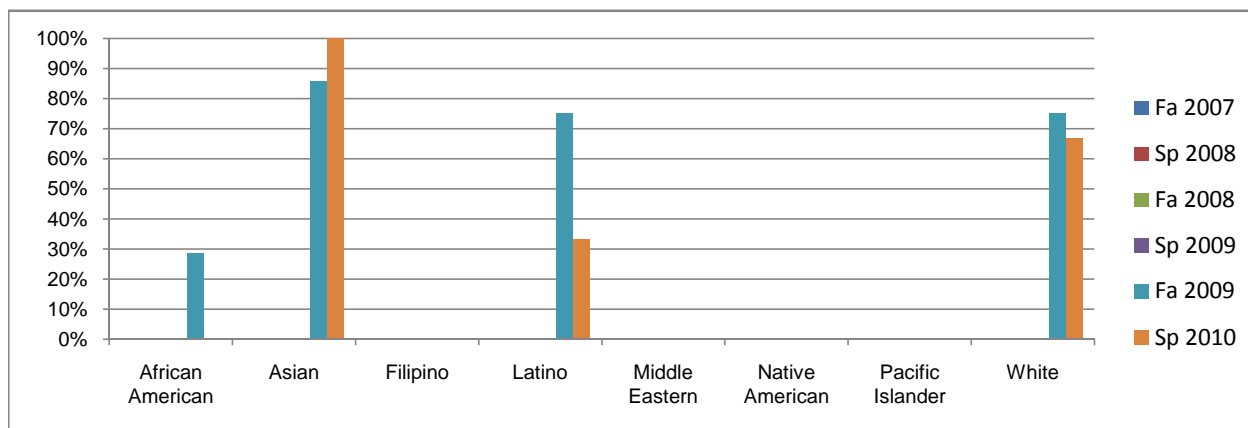
	Fa 2007	Sp 2008	Fa 2008	Sp 2009	Fa 2009	Sp 2010
Success	0%	0%	0%	0%	68%	36%
Non-Success	0%	0%	0%	0%	7%	0%
Withdrawal	0%	0%	0%	0%	25%	64%
Total Percent	0%	0%	0%	0%	100%	100%
Total Enrolled	0	0	0	0	28	11

Chabot
Success Rates By Gender and Semester
Course: ESYS 51



	Fa 2007	Sp 2008	Fa 2008	Sp 2009	Fa 2009	Sp 2010
Men						
Success	0%	0%	0%	0%	75%	40%
Non-Success	0%	0%	0%	0%	8%	0%
Withdrawal	0%	0%	0%	0%	17%	60%
Total Percent	0%	0%	0%	0%	100%	100%
Total Enrolled	0	0	0	0	24	10
Women						
Success	0%	0%	0%	0%	25%	0%
Non-Success	0%	0%	0%	0%	0%	0%
Withdrawal	0%	0%	0%	0%	75%	100%
Total Percent	0%	0%	0%	0%	100%	100%
Total Enrolled	0	0	0	0	4	1

Chabot
Success Rates By Ethnicity and Semester
Course: ESYS 51



	Fa 2007	Sp 2008	Fa 2008	Sp 2009	Fa 2009	Sp 2010
African American						
Success	0%	0%	0%	0%	29%	0%
Non-Success	0%	0%	0%	0%	14%	0%
Withdrawal	0%	0%	0%	0%	57%	100%
Total Percent	0%	0%	0%	0%	100%	100%
Total Enrolled	0	0	0	0	7	4
Asian						
Success	0%	0%	0%	0%	86%	100%
Non-Success	0%	0%	0%	0%	14%	0%
Withdrawal	0%	0%	0%	0%	0%	0%
Total Percent	0%	0%	0%	0%	100%	100%
Total Enrolled	0	0	0	0	7	1
Filipino						
Success	0%	0%	0%	0%	0%	0%
Non-Success	0%	0%	0%	0%	0%	0%
Withdrawal	0%	0%	0%	0%	0%	0%
Total Percent	0%	0%	0%	0%	0%	0%
Total Enrolled	0	0	0	0	0	0
Latino						
Success	0%	0%	0%	0%	75%	33%
Non-Success	0%	0%	0%	0%	0%	0%
Withdrawal	0%	0%	0%	0%	25%	67%
Total Percent	0%	0%	0%	0%	100%	100%
Total Enrolled	0	0	0	0	8	3
Middle Eastern						
Success	0%	0%	0%	0%	0%	0%
Non-Success	0%	0%	0%	0%	0%	0%
Withdrawal	0%	0%	0%	0%	0%	0%
Total Percent	0%	0%	0%	0%	0%	0%
Total Enrolled	0	0	0	0	0	0
Native American						
Success	0%	0%	0%	0%	0%	0%
Non-Success	0%	0%	0%	0%	0%	0%
Withdrawal	0%	0%	0%	0%	0%	0%
Total Percent	0%	0%	0%	0%	0%	0%
Total Enrolled	0	0	0	0	0	0
Pacific Islander						
Success	0%	0%	0%	0%	0%	0%
Non-Success	0%	0%	0%	0%	0%	0%
Withdrawal	0%	0%	0%	0%	0%	0%
Total Percent	0%	0%	0%	0%	0%	0%
Total Enrolled	0	0	0	0	0	0
White						
Success	0%	0%	0%	0%	75%	67%
Non-Success	0%	0%	0%	0%	0%	0%
Withdrawal	0%	0%	0%	0%	25%	33%
Total Percent	0%	0%	0%	0%	100%	100%
Total Enrolled	0	0	0	0	4	3