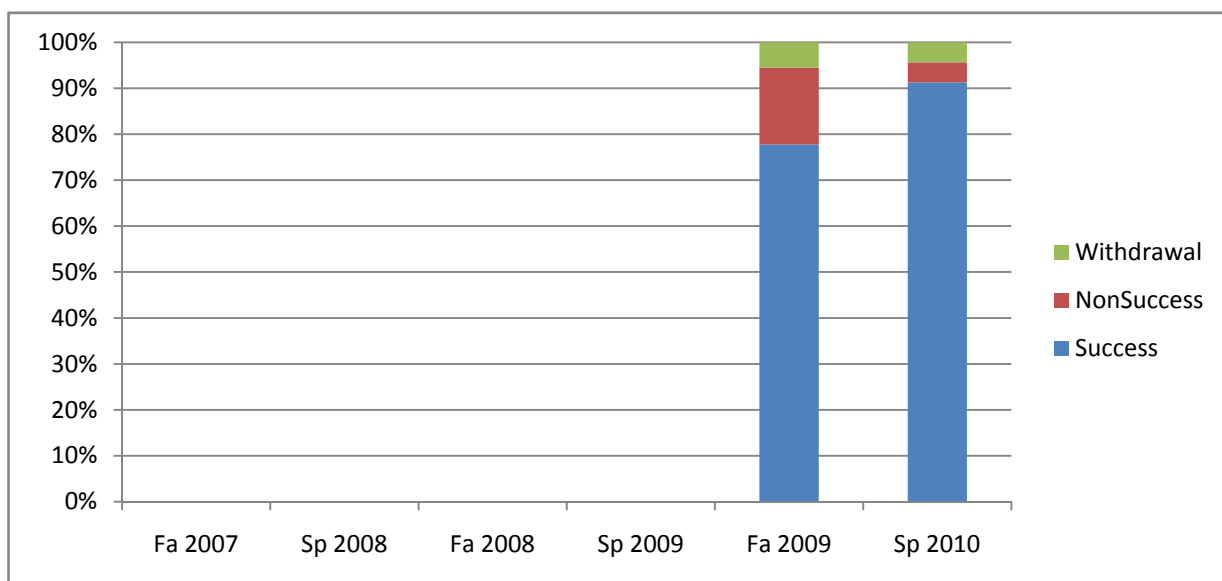
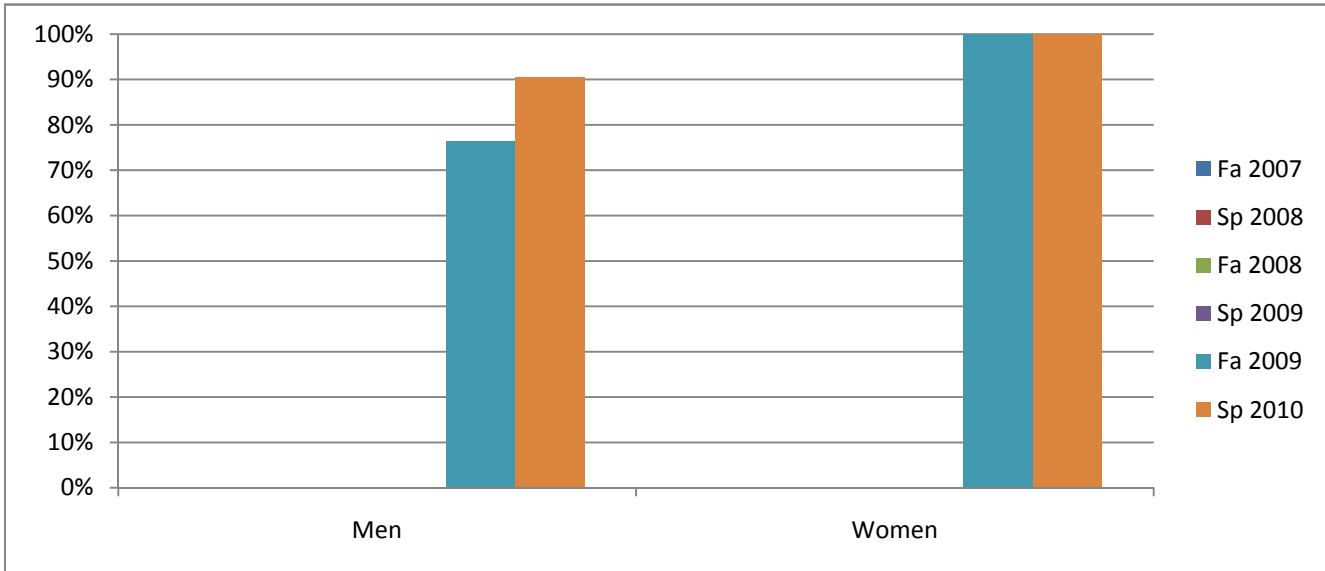


Chabot
Success, Non-Success, and Withdrawal Rates By Semester
Course: ESYS 53



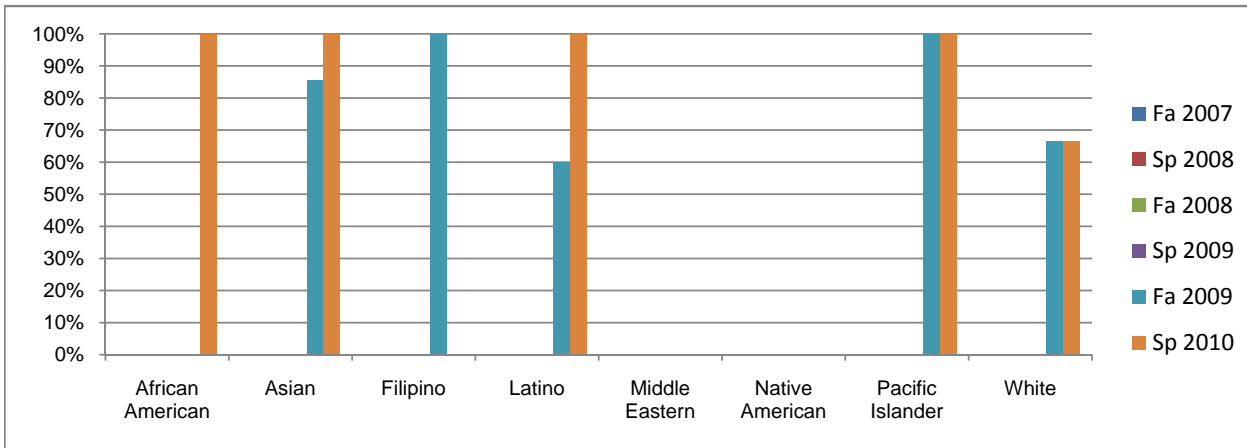
	Fa 2007	Sp 2008	Fa 2008	Sp 2009	Fa 2009	Sp 2010
Success	0%	0%	0%	0%	78%	91%
Non-Success	0%	0%	0%	0%	17%	4%
Withdrawal	0%	0%	0%	0%	6%	4%
Total Percent	0%	0%	0%	0%	100%	100%
Total Enrolled	0	0	0	0	18	23

Chabot
Success Rates By Gender and Semester
Course: ESYS 53



	Fa 2007	Sp 2008	Fa 2008	Sp 2009	Fa 2009	Sp 2010
Men						
Success	0%	0%	0%	0%	76%	90%
Non-Success	0%	0%	0%	0%	18%	5%
Withdrawal	0%	0%	0%	0%	6%	5%
Total Percent	0%	0%	0%	0%	100%	100%
Total Enrolled	0	0	0	0	17	21
Women						
Success	0%	0%	0%	0%	100%	100%
Non-Success	0%	0%	0%	0%	0%	0%
Withdrawal	0%	0%	0%	0%	0%	0%
Total Percent	0%	0%	0%	0%	100%	100%
Total Enrolled	0	0	0	0	1	1

Chabot
Success Rates By Ethnicity and Semester
Course: ESYS 53



	Fa 2007	Sp 2008	Fa 2008	Sp 2009	Fa 2009	Sp 2010
African American						
Success	0%	0%	0%	0%	0%	100%
Non-Success	0%	0%	0%	0%	0%	0%
Withdrawal	0%	0%	0%	0%	0%	0%
Total Percent	0%	0%	0%	0%	0%	100%
Total Enrolled	0	0	0	0	0	1
Asian						
Success	0%	0%	0%	0%	86%	100%
Non-Success	0%	0%	0%	0%	14%	0%
Withdrawal	0%	0%	0%	0%	0%	0%
Total Percent	0%	0%	0%	0%	100%	100%
Total Enrolled	0	0	0	0	7	4
Filipino						
Success	0%	0%	0%	0%	100%	0%
Non-Success	0%	0%	0%	0%	0%	0%
Withdrawal	0%	0%	0%	0%	0%	0%
Total Percent	0%	0%	0%	0%	100%	0%
Total Enrolled	0	0	0	0	1	0
Latino						
Success	0%	0%	0%	0%	60%	100%
Non-Success	0%	0%	0%	0%	20%	0%
Withdrawal	0%	0%	0%	0%	20%	0%
Total Percent	0%	0%	0%	0%	100%	100%
Total Enrolled	0	0	0	0	5	9
Middle Eastern						
Success	0%	0%	0%	0%	0%	0%
Non-Success	0%	0%	0%	0%	0%	0%
Withdrawal	0%	0%	0%	0%	0%	0%
Total Percent	0%	0%	0%	0%	0%	0%
Total Enrolled	0	0	0	0	0	0
Native American						
Success	0%	0%	0%	0%	0%	0%
Non-Success	0%	0%	0%	0%	0%	0%
Withdrawal	0%	0%	0%	0%	0%	0%
Total Percent	0%	0%	0%	0%	0%	0%
Total Enrolled	0	0	0	0	0	0
Pacific Islander						
Success	0%	0%	0%	0%	100%	100%
Non-Success	0%	0%	0%	0%	0%	0%
Withdrawal	0%	0%	0%	0%	0%	0%
Total Percent	0%	0%	0%	0%	100%	100%
Total Enrolled	0	0	0	0	1	1
White						
Success	0%	0%	0%	0%	67%	67%
Non-Success	0%	0%	0%	0%	33%	17%
Withdrawal	0%	0%	0%	0%	0%	17%
Total Percent	0%	0%	0%	0%	100%	100%
Total Enrolled	0	0	0	0	3	6